



PISA DATA ON STUDENTS WITH AN IMMIGRANT BACKGROUND

Mario Piacentini (mario.piacentini@oecd.org)

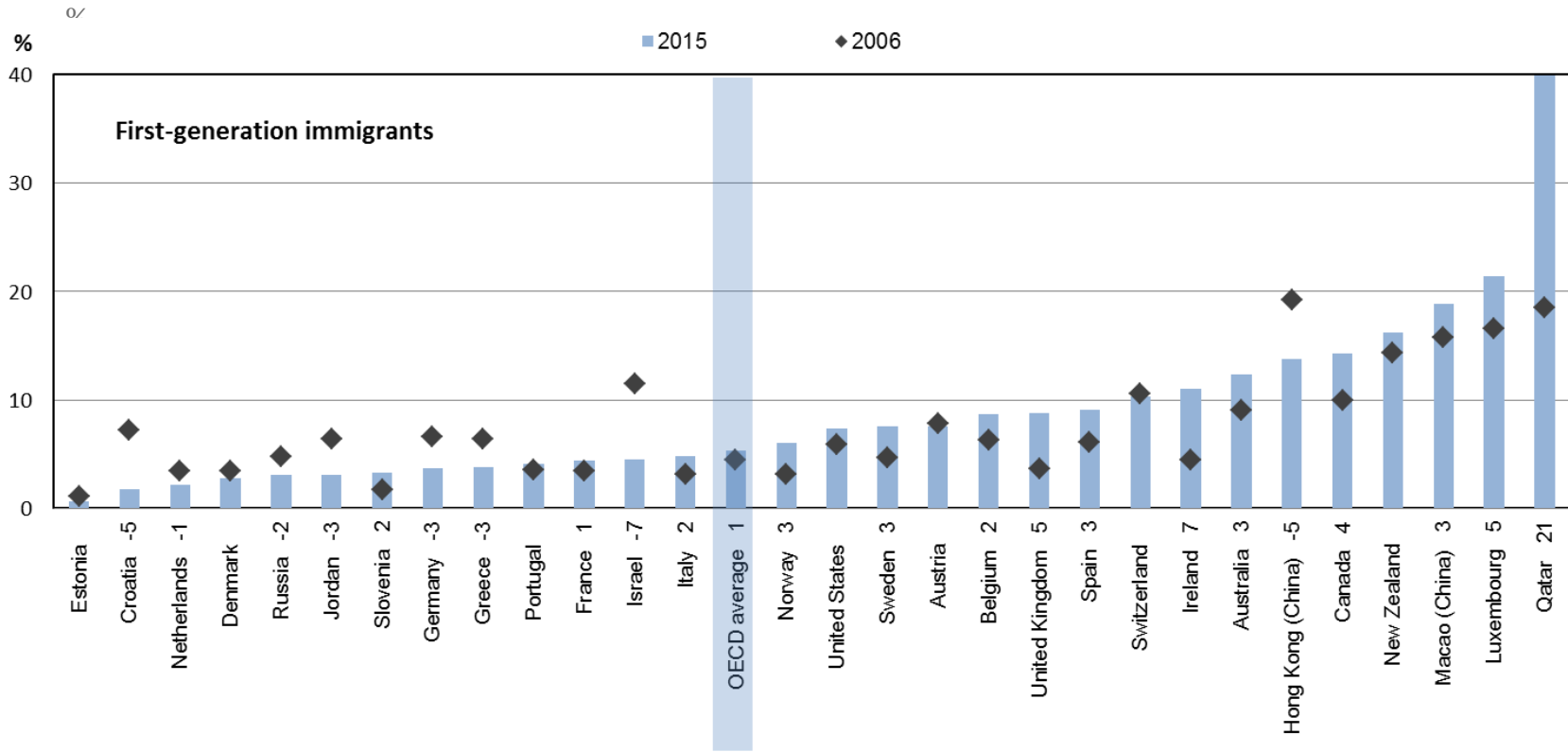


Definitions of students with an immigrant background

- **“Students with an immigrant background”** are students whose mother and father were both born in a country/economy other than that where the student sat the PISA test.
- Among students with an immigrant background, a distinction is made between those born in the country/economy of assessment and those born abroad:
 - **First-generation immigrant students** are foreign-born students whose parents are also both foreign-born.
 - **Second-generation immigrant students** are students born in the country/economy where they sat the PISA test and whose parents are both foreign-born.



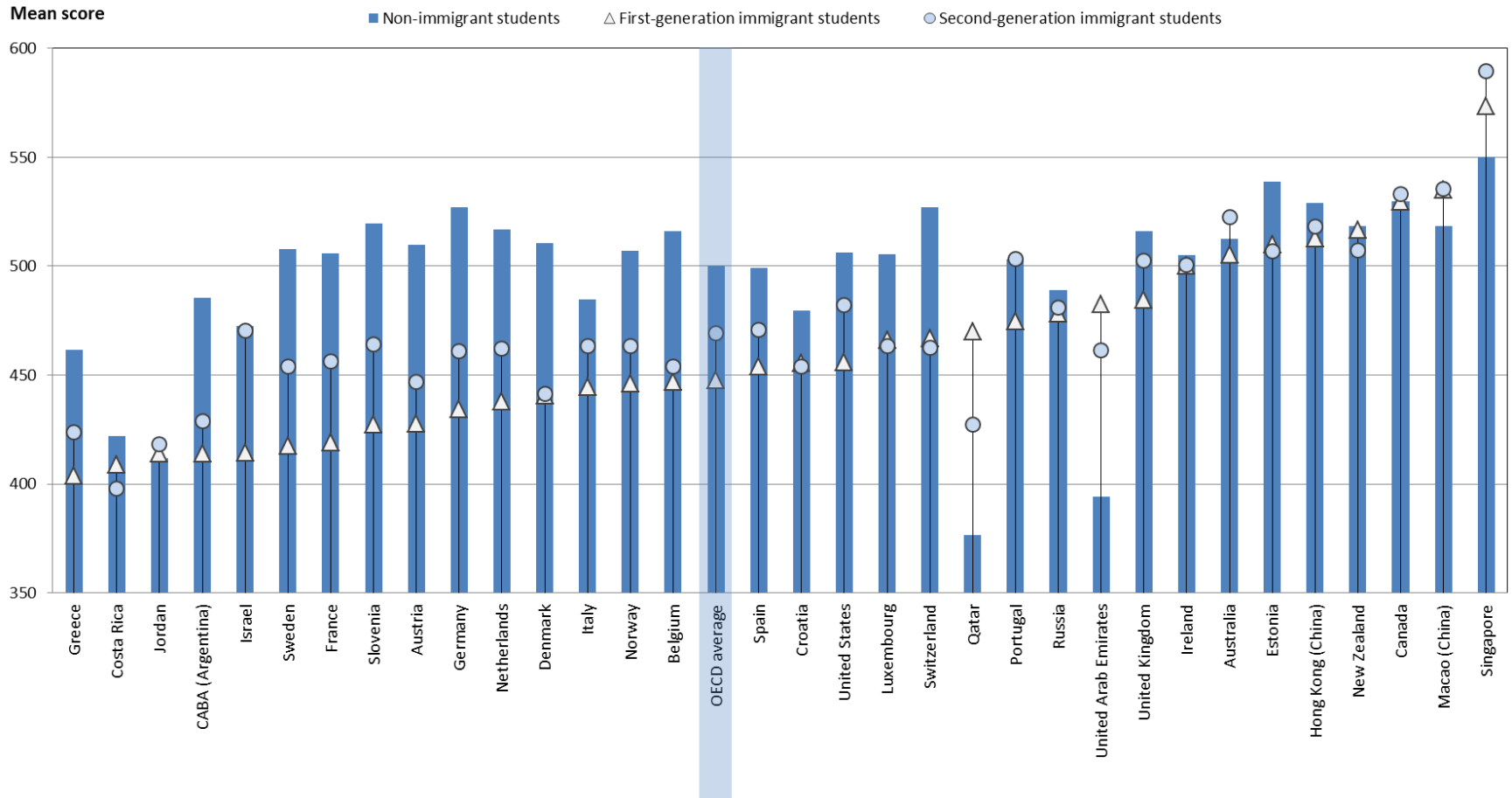
Percentage of first-generation immigrant students



Source: PISA 2015 and PISA 2006 Database

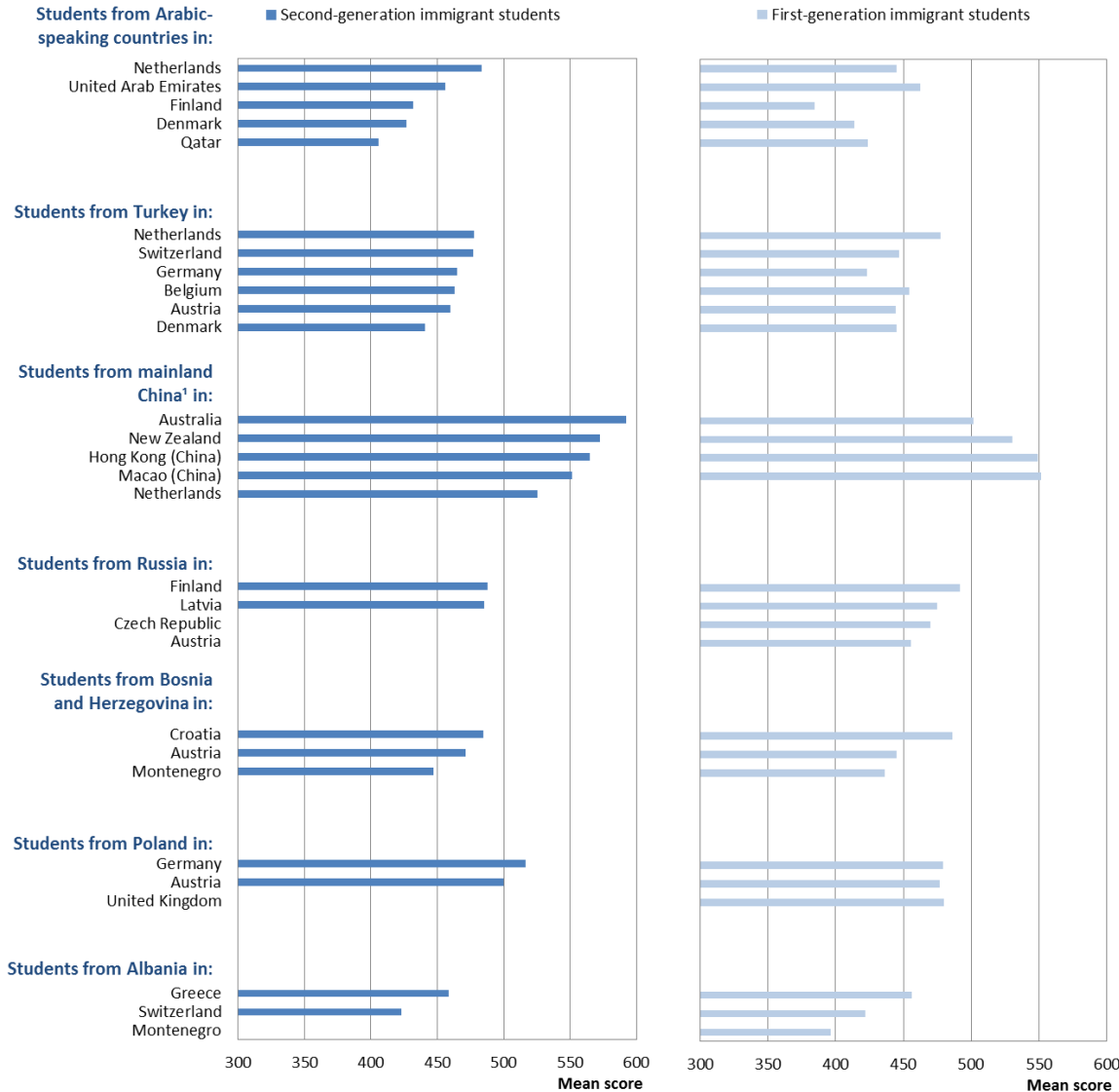


Student performance in science, by immigrant background





Information on country of origin



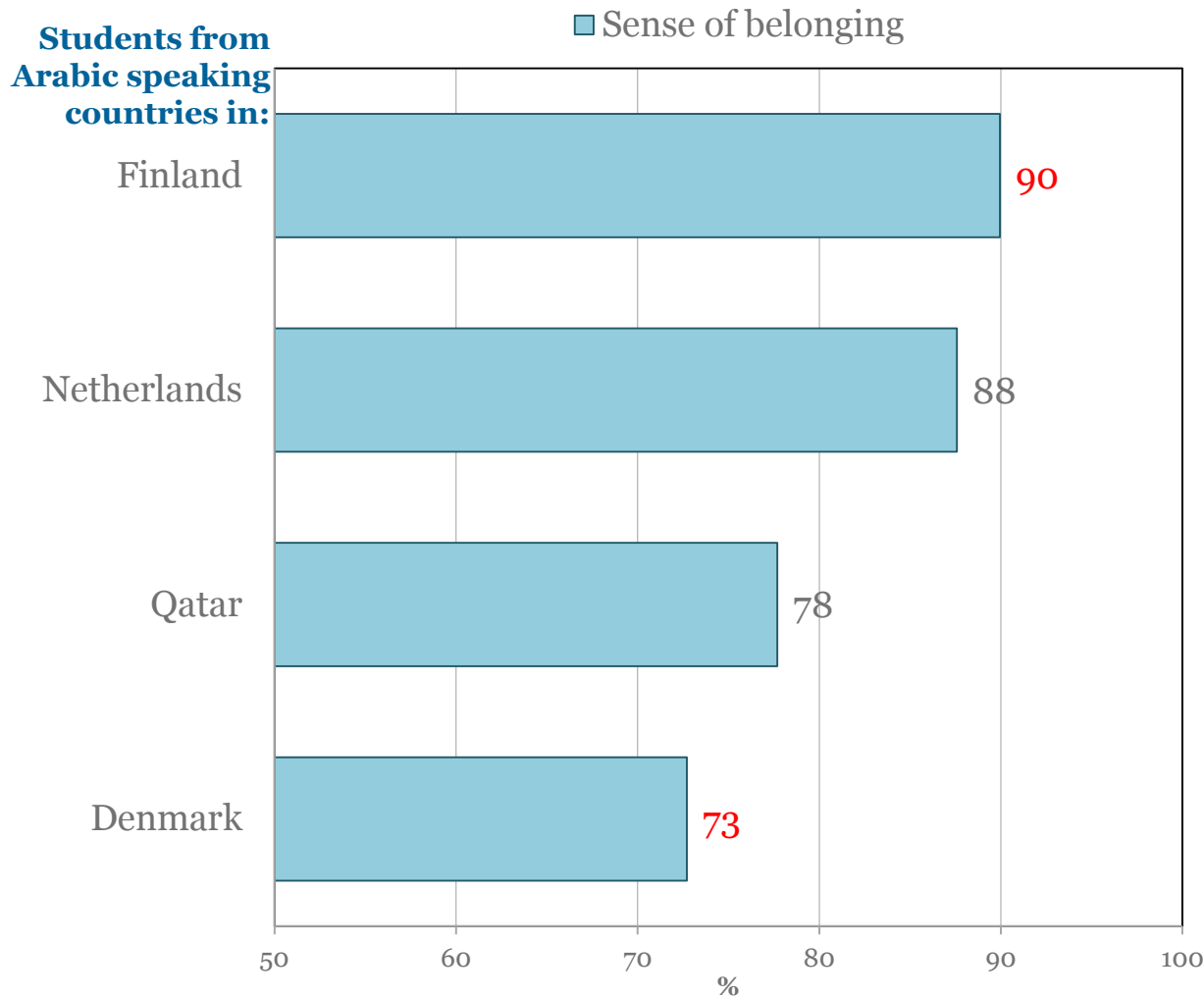
Only a limited number of countries collect information on the country of origin

For the majority of countries, we only know if the student is born in the country of the test, or in another country...

...Or the information is available at high levels of aggregation (Europe, outside Europe)



Percentage of students with an immigrant background who reported that they feel like they belong at school



90% of students from **Arabic-speaking countries** who settled in **Finland** reported feeling like they belong at school, but only 73% of students from these countries who settled in **Denmark** reported the same



Language use at home

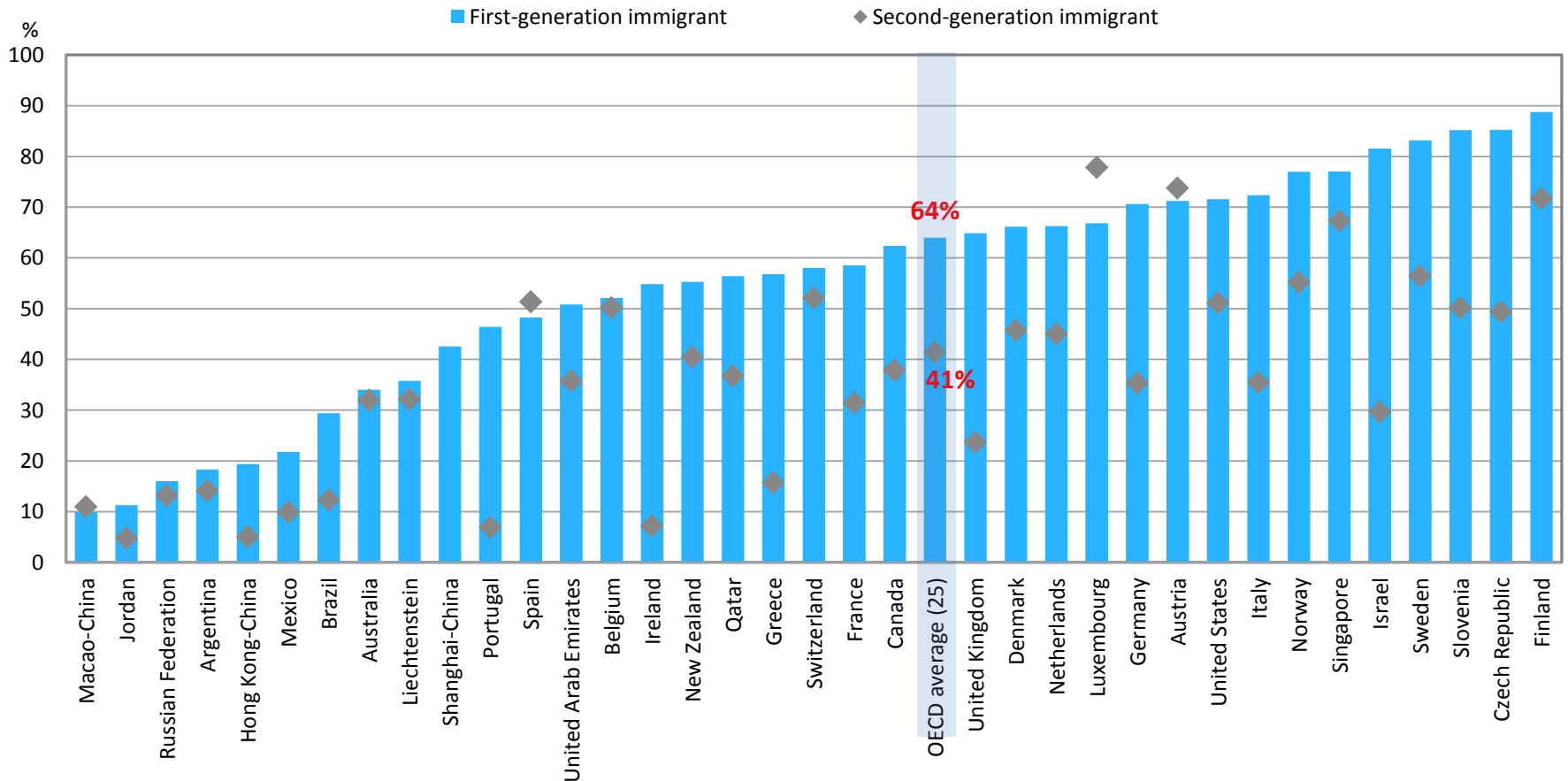
ST022 **What language do you speak at home most of the time?**

(Please select one response.)

- | | | | |
|------------|----------------|--------------------------|---|
| ST022Q01TA | <Language 1> | <input type="checkbox"/> | 1 |
| ST022Q02TA | <Language 2> | <input type="checkbox"/> | 2 |
| ST022Q03TA | <Language 3> | <input type="checkbox"/> | 3 |
| ST022Q04TA | < ...etc. > | <input type="checkbox"/> | 4 |
| ST022Q05TA | Other language | <input type="checkbox"/> | 5 |



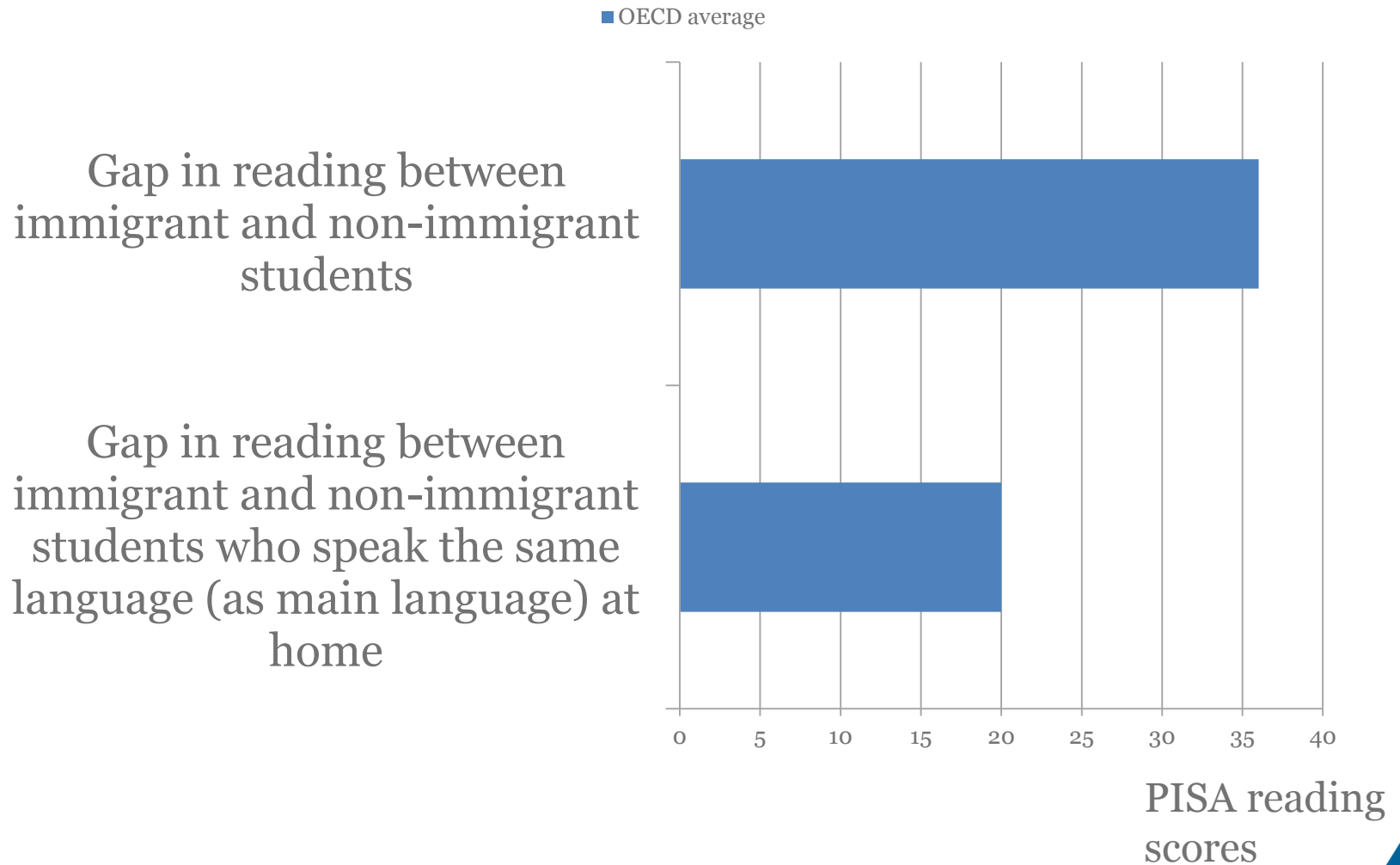
Percentage of immigrant students who do not use the language of assessment as their main language at home



On average in 2012, 64% of first-generation immigrant students and 41% of second-generation immigrant students spoke most of the time a language at home that is different from the language of instruction



Performance gap in reading and primary language spoken at home





Language use at home (TIMSS)

How often do you speak <language of test> at home?

Fill one circle only.

I always speak
<language of test> at home --

I almost always speak
<language of test> at home --

I sometimes speak <language
of test> and sometimes speak
another language at home --

I never speak <language
of test> at home --



Language use (PISA 2018)

ST023

Which language do you usually speak with the following people?

(Please select one response in each row.)

		<i>Mostly my <heritage language></i>	<i>About equally often my <heritage language> and <test language></i>	<i>Mostly <test language></i>	<i>Not applicable</i>
ST023Q01TA	My mother	<input type="checkbox"/> ₀₁	<input type="checkbox"/> ₀₂	<input type="checkbox"/> ₀₃	<input type="checkbox"/> ₀₄
ST023Q02TA	My father	<input type="checkbox"/> ₀₁	<input type="checkbox"/> ₀₂	<input type="checkbox"/> ₀₃	<input type="checkbox"/> ₀₄
ST023Q03TA	My brother(s) and/or sister(s)	<input type="checkbox"/> ₀₁	<input type="checkbox"/> ₀₂	<input type="checkbox"/> ₀₃	<input type="checkbox"/> ₀₄
ST023Q04TA	My best friend	<input type="checkbox"/> ₀₁	<input type="checkbox"/> ₀₂	<input type="checkbox"/> ₀₃	<input type="checkbox"/> ₀₄
ST023Q05TA	My schoolmates	<input type="checkbox"/> ₀₁	<input type="checkbox"/> ₀₂	<input type="checkbox"/> ₀₃	<input type="checkbox"/> ₀₄



Age of arrival

ST021

ST021Q01TA

How old were you when you arrived in <country of test>?

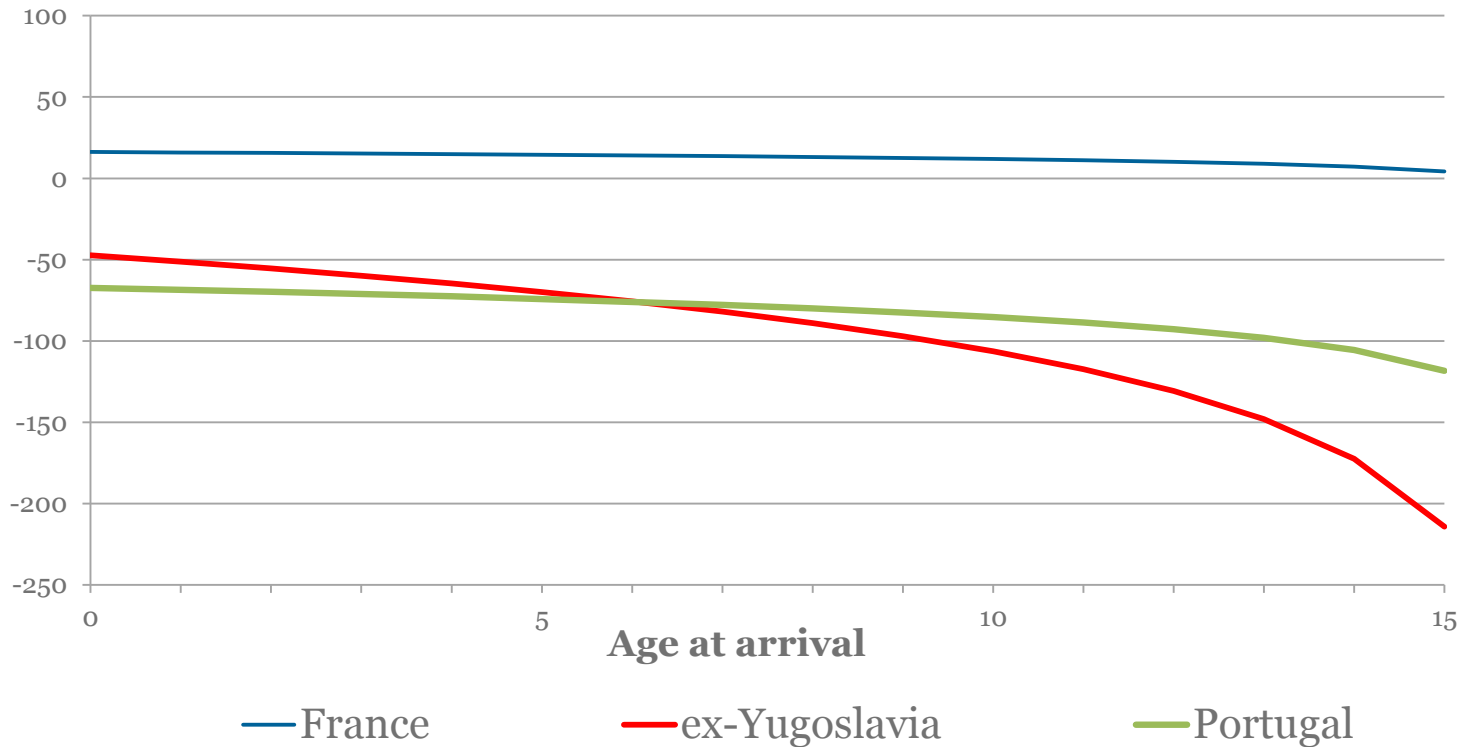
(Please select from the drop-down menu to answer the question. If you were less than 12 months old, please select “age 0-1” (age zero to one).)



The late-arrival penalty

Luxembourg

Score-point difference between immigrants and non-immigrants





Questions in optional questionnaires



Below you will find statements about <host culture> and <heritage culture>. <Host culture> refers to the culture and country in which you now live. <Heritage culture> refers to the culture and country in which your mother was born.

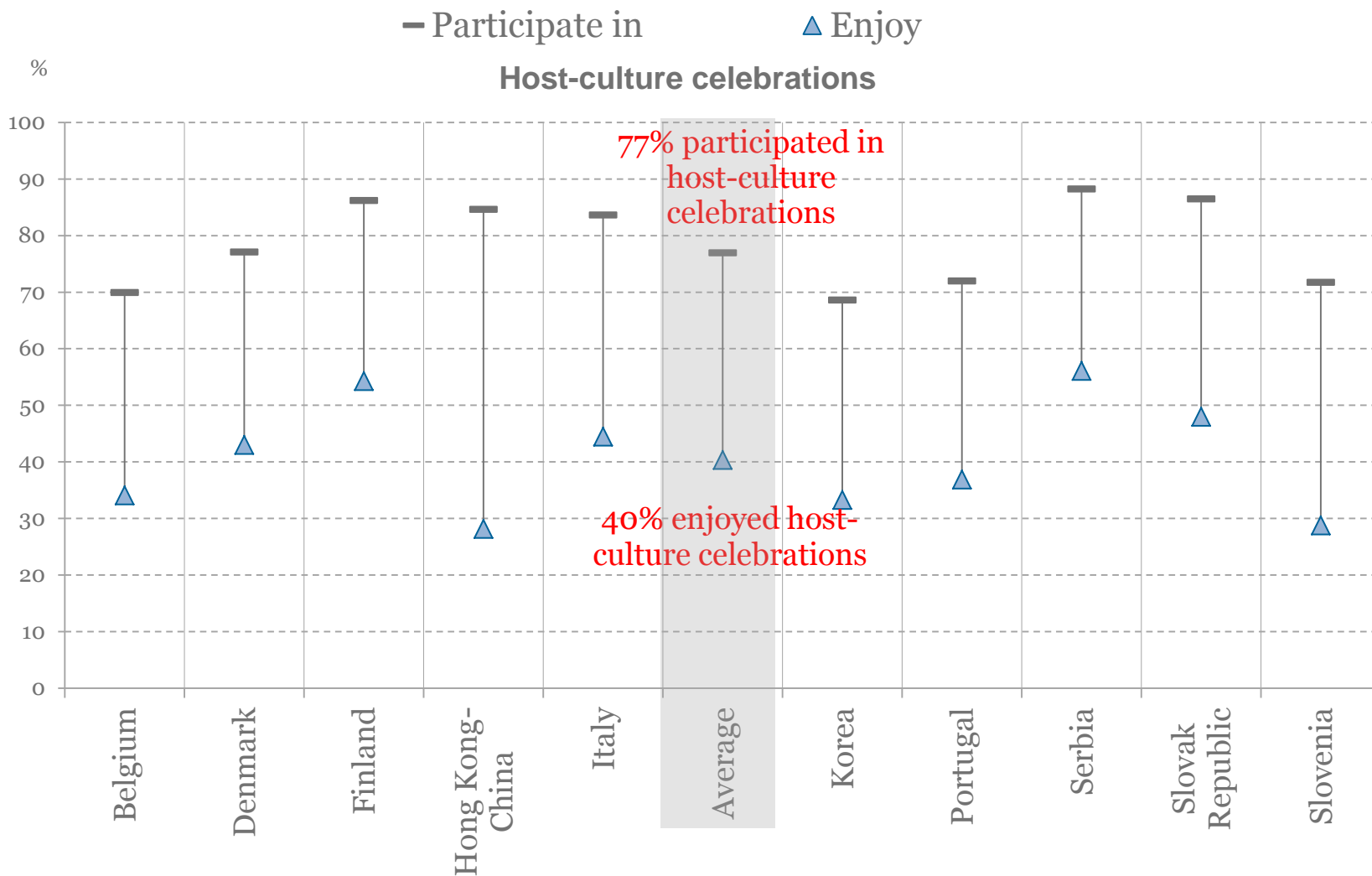
To what extent do you agree with the following statements?

(Please tick only one box in each row.)

	<i>Strongly agree</i>	<i>Agree</i>	<i>Disagree</i>	<i>Strongly disagree</i>
a) I like to have <host culture> friends.	<input type="checkbox"/> ₁	<input type="checkbox"/> ₂	<input type="checkbox"/> ₃	<input type="checkbox"/> ₄
b) I like to have <heritage culture> friends.	<input type="checkbox"/> ₁	<input type="checkbox"/> ₂	<input type="checkbox"/> ₃	<input type="checkbox"/> ₄
c) I like to participate in <host culture> celebrations.	<input type="checkbox"/> ₁	<input type="checkbox"/> ₂	<input type="checkbox"/> ₃	<input type="checkbox"/> ₄
d) I like to participate in <heritage culture> celebrations.	<input type="checkbox"/> ₁	<input type="checkbox"/> ₂	<input type="checkbox"/> ₃	<input type="checkbox"/> ₄
e) I spend a lot of time with <host culture> friends.	<input type="checkbox"/> ₁	<input type="checkbox"/> ₂	<input type="checkbox"/> ₃	<input type="checkbox"/> ₄
f) I spend a lot of time with <heritage culture> friends.	<input type="checkbox"/> ₁	<input type="checkbox"/> ₂	<input type="checkbox"/> ₃	<input type="checkbox"/> ₄
g) I participate in <host culture> celebrations.	<input type="checkbox"/> ₁	<input type="checkbox"/> ₂	<input type="checkbox"/> ₃	<input type="checkbox"/> ₄
h) I participate in <heritage culture> celebrations.	<input type="checkbox"/> ₁	<input type="checkbox"/> ₂	<input type="checkbox"/> ₃	<input type="checkbox"/> ₄



Immigrant students' participation in host-culture celebrations.





More questions on language learning (2012 – Education Career Questionnaire)

- What is the first language you learned at home?
- How old were you when you started learning the test language?
- In which language do you read books, watch TV, surf the internet, write emails?



Language of instruction

Have you ever attended any of the following types of lessons at school or out of school?

(Please tick only one box in each row.)

Yes

No, never

a) I have attended <remedial lessons> in <test language>.

 ₁ ₂

EC11

b) I have attended lessons in my <heritage language> (with a focus on reading, writing, or grammar).

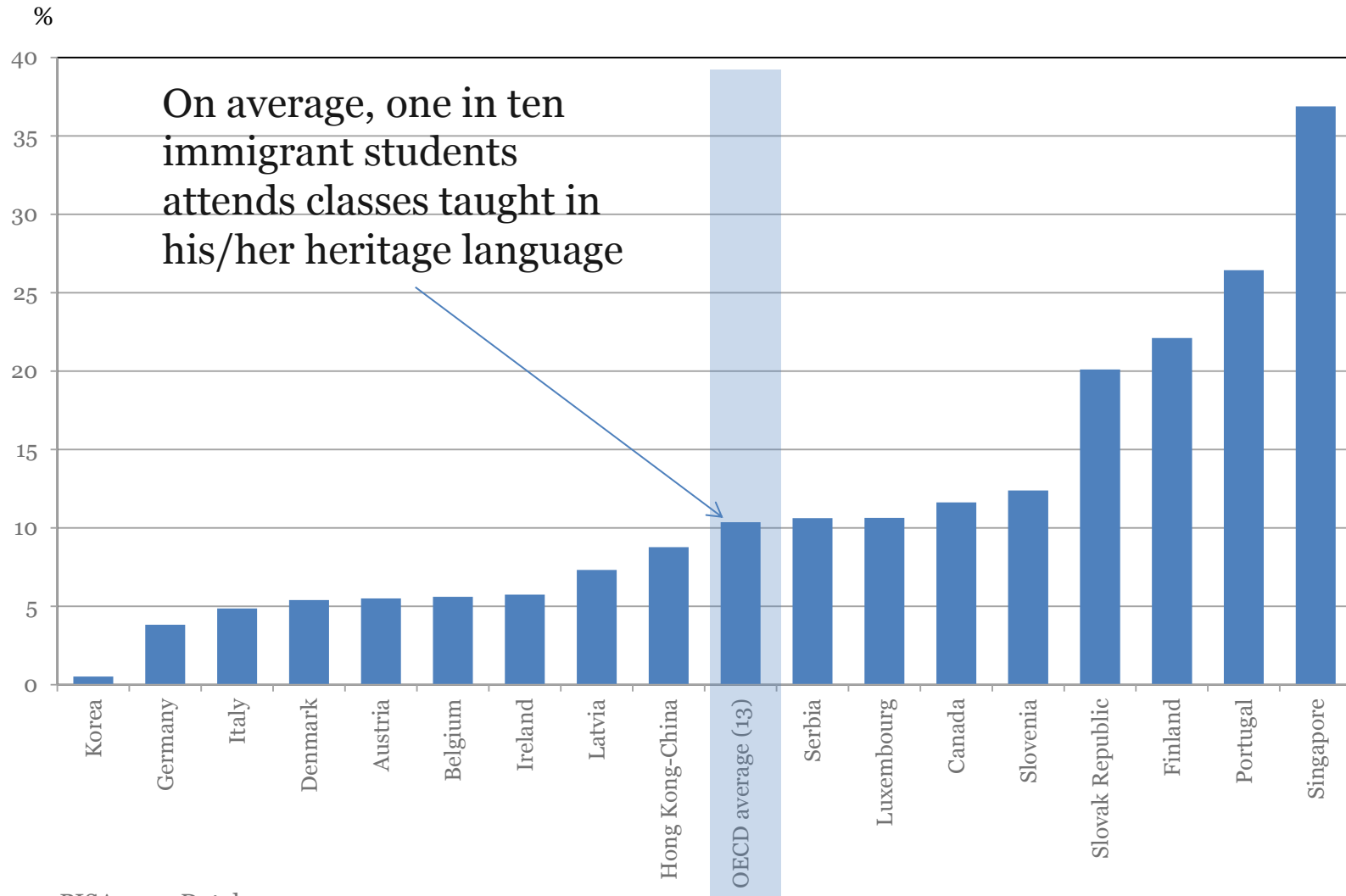
 ₁ ₂

c) I have attended instruction in school subjects through my <heritage language> (with a focus on subject content).

 ₁ ₂



Percentage of immigrant students who are instructed in school subjects in their heritage language





Provision of language training at school

<This academic year>, how many hours a week do you receive systematic support for improving your <test language> skills at school or out of school?

(Please tick only one box.)

None.

 ₁

Less than 2 hours a week.

 ₂

2 or more but less than 4 hours a week.

 ₃

4 or more but less than 6 hours a week.

 ₄

6 or more hours a week.

 ₅



Language training at school

