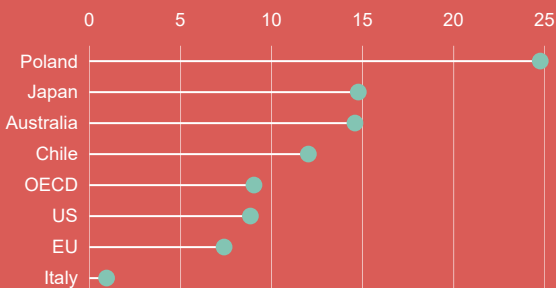


Indicators of immigrant integration 2023: Facts & figures

Immigrant populations have become more educated in most countries

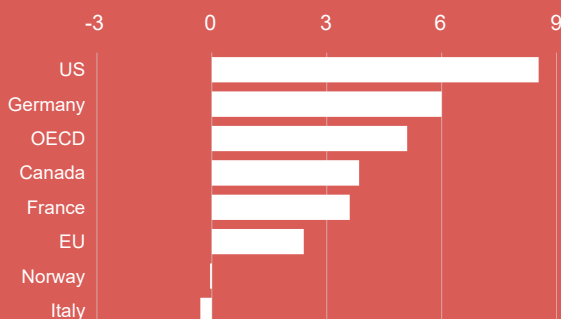
Increase in share of highly educated immigrants between 2010 and 2020, change in % points



Immigrant women are on average more educated than their male peers.

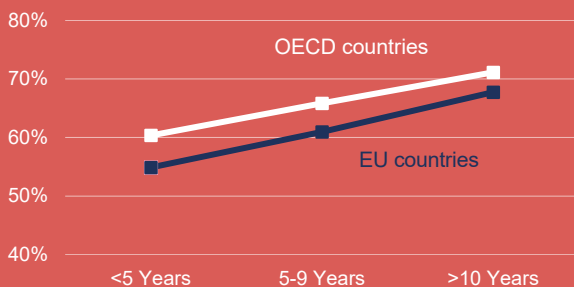
Students with immigrant parents perform better than a decade ago in most countries

Change in PISA reading scores shown in equivalent months of schooling (2009 vs. 2018), 15-year-old children of immigrants



Labour market outcomes for immigrants improve over time

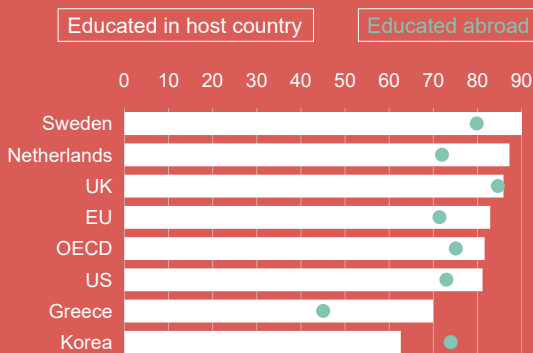
Employment rates of immigrants by duration of stay



Despite starting at lower levels, immigrant women progress more quickly.

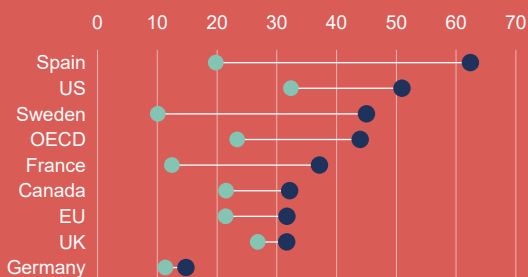
Highly qualified immigrants find it harder to get a job when educated abroad

Employment rates for tertiary-educated immigrants



Poverty rates for immigrants and their children still far exceed native-born

Relative child poverty rates (%), children under 16 living in immigrant households and native-born households, 2019



This is despite a drop in child poverty rates in 3 out of 5 countries over the past decade.

Immigrants are much more likely to live in overcrowded housing than native-born

Overcrowding rates across OECD countries



In two-thirds of EU and OECD countries, overcrowding among immigrants is at least twice as likely as among the native-born and the differences have widened over the past decade.