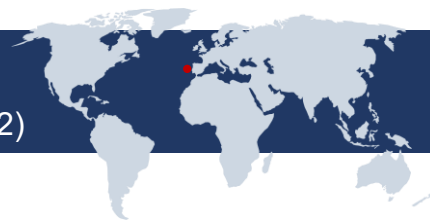


The blue economy in Porto, Portugal

Source: OECD Global Survey on Localising the Blue Economy (2022)



FACTS AND FIGURES

Fact box

- **Population:** 231 800 [1]
- **GDP:** EUR 34.6 million [2]
- **Area:** 41.42 km² [3]

Note: GDP data for the metropolitan area

Drivers for the blue economy



Boost economic activity



Conserve biodiversity, including ecosystems



Adapt to climate change

Blue economy sectors

Porto, a European coastal city on the Atlantic Ocean flanked by the Douro River, is home to most blue economy sectors below, except water-related renewable energy and shipbuilding and repair. Recently, the blue economy has been gaining increasing importance in the municipality of Porto due to the strategic location of the municipality, as well as the growing number of tourists.



Seafood



Water-based renewable energy



Shipping



Port activities



Shipbuilding and repair



Water passenger transport and related services



Water-related tourism



Blue bioeconomy, biotechnology and research and education

BLUE ECONOMY AND ENVIRONMENT

The main environmental impact of blue economy sectors in Porto is related to biodiversity loss. Other important impacts are the emission of greenhouse gases, air pollution, pollution from plastics, disturbance of natural habitats and wildlife and waste generation.

Top 3 climate threats to the blue economy in Porto



Sea level rise



Flood



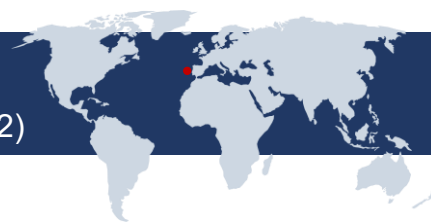
Coastal erosion

[1] Statistics Portugal (2021), Censos 2021, www.censos.ine.pt/xportal/xmain?xpgid=censos21_main&xpid=CENSOS21&xlang=pt (accessed 15 March 2023)

[2] [3] Porto Metropolitan Area (2021), PMA Characterisation, www.portal.amp.pt/pt/ (accessed 15 March 2023)

The blue economy in Porto, Portugal

Source: OECD Global Survey on Localising the Blue Economy (2022)



GOVERNANCE OF THE BLUE ECONOMY

In 2022, the City Council of Porto launched the economic development strategy [Pulsar](#), which recognises the blue economy as one of the emerging and relevant economic areas in the city and establishes the objectives of attracting international investment and positioning Porto as a reference in blue economy knowledge. In addition, the City of Porto participates in the [Blue Flag Programme](#), which monitors bathing water quality, provides information to the public and develops environmental awareness activities on beaches, rivers and lakes, recreational ports and marinas.

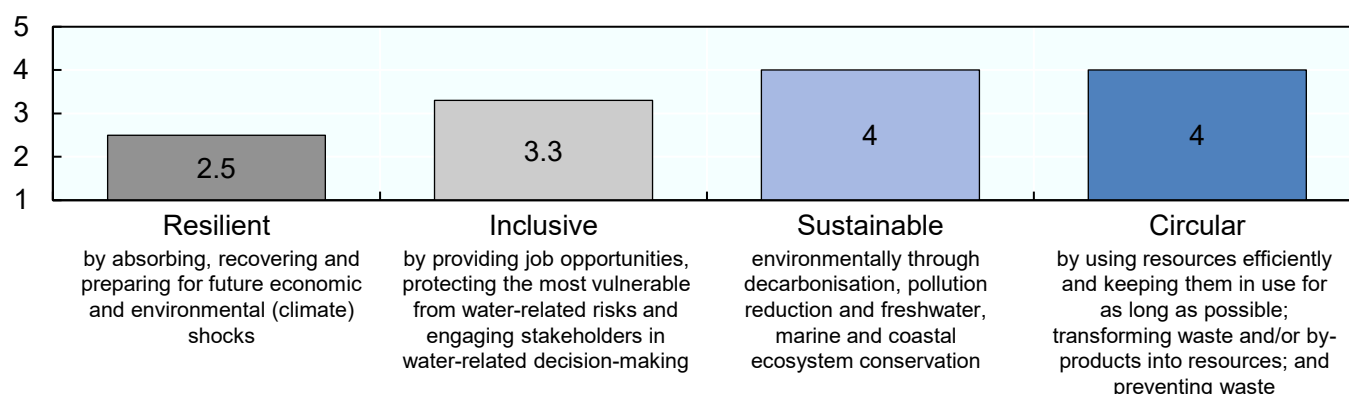
Funding mechanisms

- International transfers of funds
- Central government transfers of funds
- Local/regional funds



Dedicated budget for the blue economy

THE RISC-PROOF BLUE ECONOMY (*)



(*) Survey respondents were invited to define their level of agreement (with 5 "Agree" and 1 "Disagree") for statements for each of the RISC dimensions (from question 2.1.1 to 2.1.4 of the OECD Global Survey on Localising the Blue Economy (2022)).

TOP CHALLENGES

- Technological challenges
- Unclear allocation of roles and responsibilities
- Lack of co-ordination between levels of government
- Lack of engagement with private sector and civil society
- Lack of financial resources
- Regulatory barriers

FUTURE PRIORITIES

- Set up a formal strategy
- Foster decarbonisation
- Promote material efficiency and circularity
- Enhance resilience to climate change
- Tackle pollution of water bodies
- Boost technology use and uptake
- Foster collaboration between blue economy sectors and others
- Improve the regulatory environment
- Create new jobs and business opportunities
- Protect the most vulnerable from negative impacts
- Channel public and private funds towards the blue economy
- Improve data collection on the blue economy