



## Taxing Wages - the United Kingdom

### Tax on labour income

The **tax wedge** is a measure of the tax on labour income, which includes the tax paid by both the employee and the employer.

**TAX WEDGE ON LABOUR INCOME**

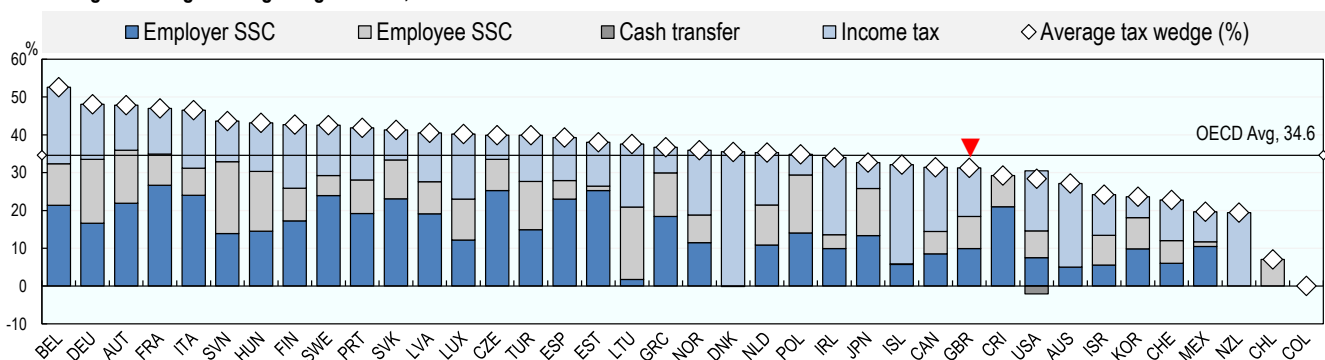
$$\frac{((\text{Personal income tax} + \text{employee and employer social security contributions (SSCs)}) - \text{Family Benefits})}{(\text{Total labour costs (gross wages} + \text{employer SSCs)})}$$

### Single worker

The tax wedge for the average single worker in the United Kingdom increased by 0.4 percentage points from 30.9% in 2020 to 31.3% in 2021. The OECD average tax wedge in 2021 was 34.6% (2020, 34.6%). In 2021, the United Kingdom had the 28th lowest tax wedge among the 38 OECD member countries, occupying the same position in 2020.

In the United Kingdom, income tax and employer social security contributions combine to account for 73% of the total tax wedge, compared with 77% of the total OECD average tax wedge.

Average tax wedge: average single worker, no children



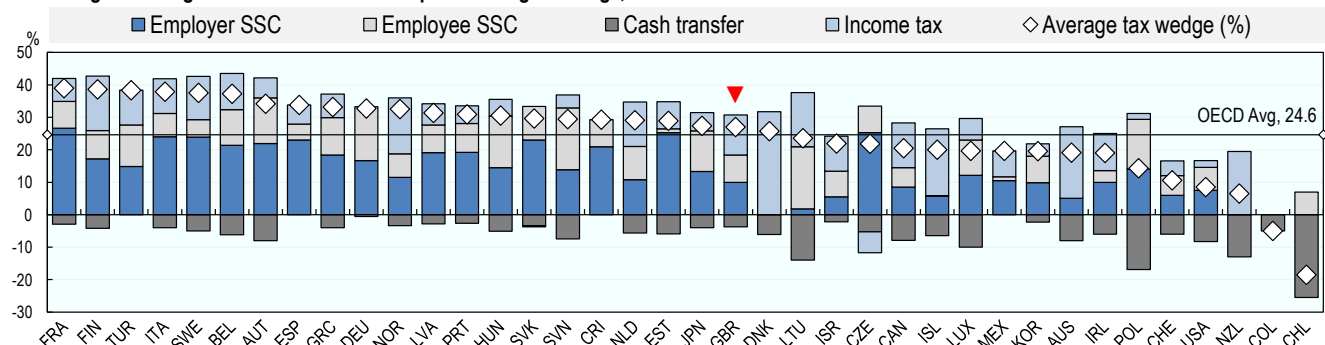
### One-earner married couple with two children

The tax wedge for a worker with children may be lower than for a worker on the same income without children, since most OECD countries provide benefits to families with children through cash transfers and preferential tax provisions.

The United Kingdom had the 21st highest tax wedge in the OECD for an average married worker with two children at 27.0% in 2021, which compares with the OECD average of 24.6%. The country occupied the 22nd highest position in 2020.

Child related benefits and tax provisions tend to reduce the tax wedge for workers with children compared with the average single worker. In the United Kingdom in 2021, this reduction (4.3 percentage points) was less than the OECD average (10 percentage points).

Average tax wedge: One-earner married couple at average earnings, 2 children



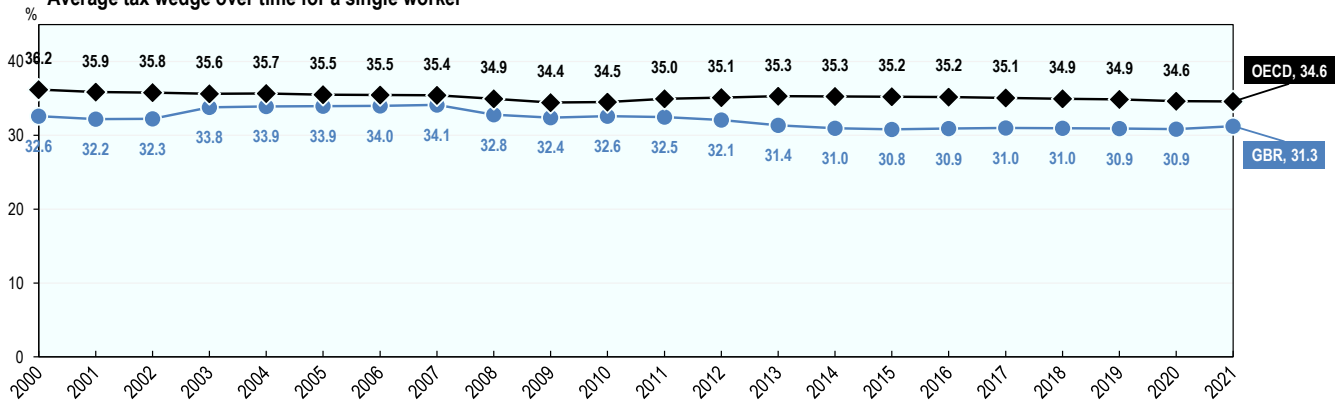


## Tax wedge trends between 2000 and 2021

In the United Kingdom, the tax wedge for the average single worker decreased by 1.3 percentage points from 32.6% to 31.3% between 2000 and 2021. During the same period, the average tax wedge across the OECD decreased by 1.6 percentage points from 36.2% to 34.6%.

Between 2009 and 2021, the tax wedge for the average single worker decreased by 1.1 percentage points in the United Kingdom. During this same period, the tax wedge for the average single worker across the OECD increased slowly to 35.3% in 2013 and 2014 before decreasing back to 34.6% in 2021.

Average tax wedge over time for a single worker



## Employee tax on labour income

The employee net average tax rate is a measure of the net tax on labour income paid directly by the employee.

**EMPLOYEE NET AVERAGE TAX RATE**

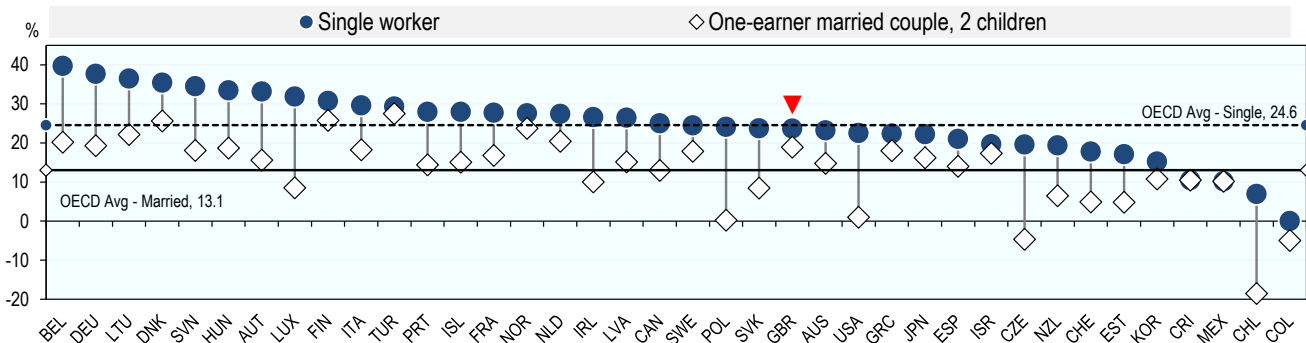
*(Employee personal income tax and employee social security contributions) – Family Benefits*

*Gross wages*

In the United Kingdom, the average single worker faced a net average tax rate of 23.7% in 2021, compared with the OECD average of 24.6%. In other words, in the United Kingdom the take-home pay of an average single worker, after tax and benefits, was 76.3% of their gross wage, compared with the OECD average of 75.4%.

Taking into account child related benefits and tax provisions, the employee net average tax rate for an average married worker with two children in the United Kingdom was 18.9% in 2021, which is the 9th highest in the OECD, and compares with 13.1% for the OECD average. This means that an average married worker with two children in the United Kingdom had a take-home pay, after tax and family benefits, of 81.1% of their gross wage, compared to 86.9% for the OECD average.

Employee net average tax rate



## Contacts

### David Bradbury

Centre for Tax Policy and Administration  
Head, Tax Policy and Statistics Division  
David.Bradbury@oecd.org

### Alexander Pick

Centre for Tax Policy and Administration  
Head, Tax Data & Statistical Analysis Unit  
Alexander.Pick@oecd.org

### Leonie Cedano

Centre for Tax Policy and Administration  
Statistician/Junior Analyst  
Leonie.Cedano@oecd.org