



## Taxing Wages - Korea

### Tax on labour income

The **tax wedge** is a measure of the tax on labour income, which includes the tax paid by both the employee and the employer.

#### TAX WEDGE ON LABOUR INCOME

$$\frac{((\text{Personal income tax} + \text{employee and employer social security contributions (SSCs)}) - \text{Family Benefits})}{(\text{Total labour costs (gross wages} + \text{employer SSCs)})}$$

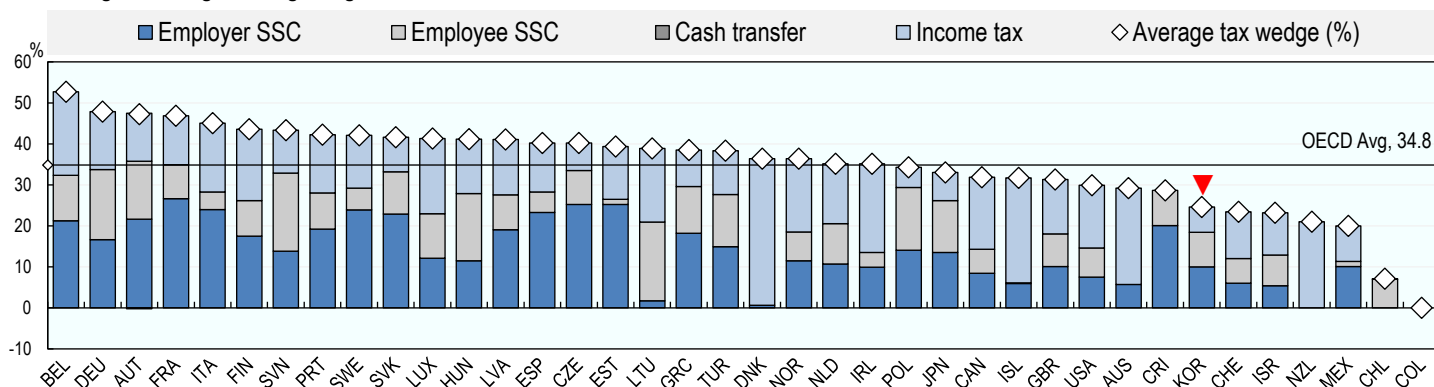
### Single worker

The tax wedge for the average single worker in Korea increased by 0.1 percentage points from 24.5% in 2022 to 24.6% in 2023. The

- » OECD average tax wedge in 2023 was 34.8% (2022, 34.7%). In 2023, Korea had the 32nd lowest tax wedge among the 38 OECD member countries, occupying the same position in 2022.

- » In Korea, income tax and employer social security contributions combine to account for 66% of the total tax wedge, compared with 77% of the total OECD average tax wedge.

#### Average tax wedge: average single worker, no children

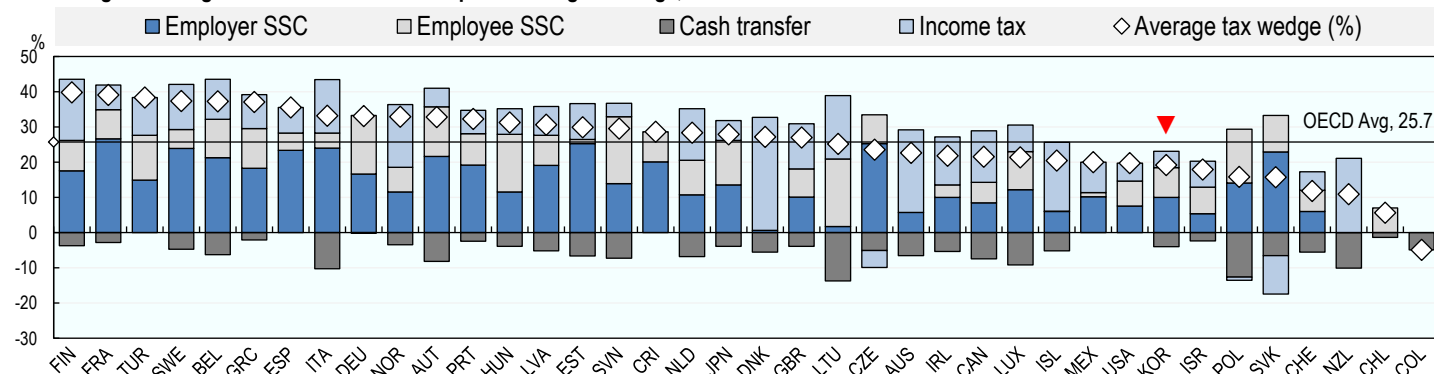


### One-earner married couple with two children

The tax wedge for a worker with children may be lower than for a worker on the same income without children, since most OECD countries provide benefits to families with children through cash transfers and preferential tax provisions.

- » Korea had the 31st lowest tax wedge in the OECD for an average married worker with two children at 19.1% in 2023, which compares with the OECD average of 25.7%. The country occupied the 32nd lowest position in 2022.
- » Child related benefits and tax provisions tend to reduce the tax wedge for workers with children compared with the average single worker. In Korea in 2023, this reduction (5.5 percentage points) was less than the OECD average (9.1 percentage points).

#### Average tax wedge: One-earner married couple at average earnings, 2 children

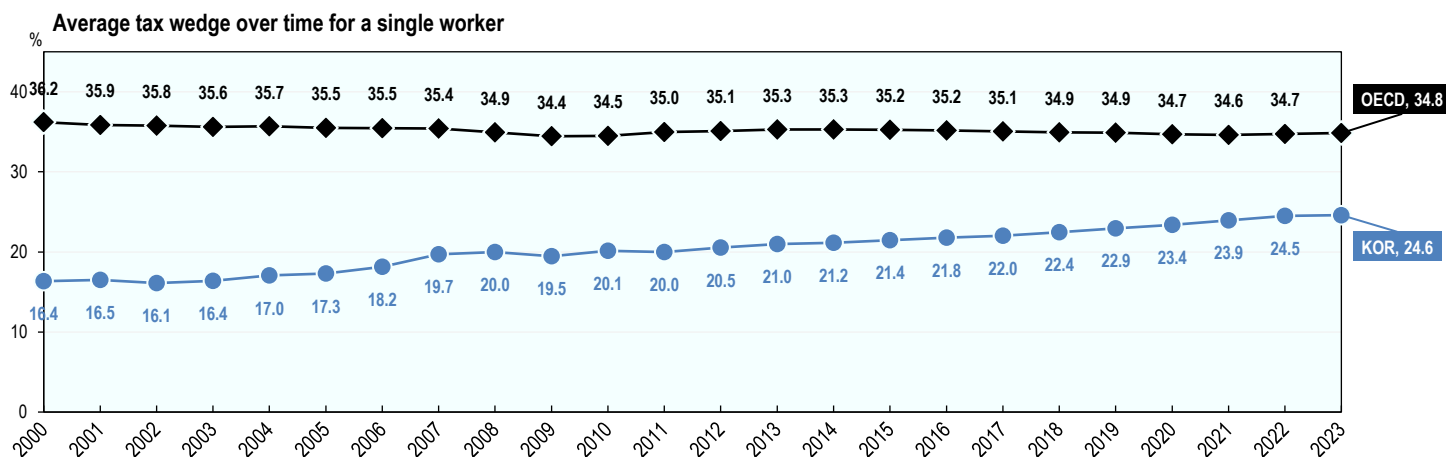




## Tax wedge trends between 2000 and 2023

- » In Korea, the tax wedge for the average single worker increased by 8.2 percentage points from 16.4% to 24.6% between 2000 and 2023. During the same period, the average tax wedge across the OECD decreased by 1.4 percentage points from 36.2% to 34.8%.

- » Between 2009 and 2023, the tax wedge for the average single worker increased by 5.1 percentage points in Korea. During this same period, the tax wedge for the average single worker across the OECD increased slowly to 35.3% in 2013 and 2014 before decreasing back to 34.8% in 2023.



## Employee tax on labour income

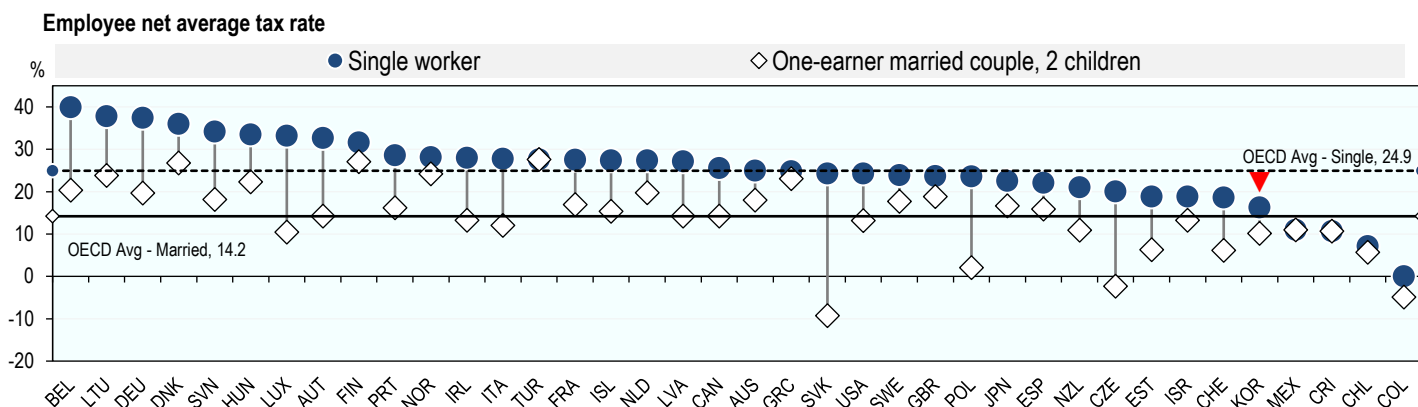
The employee net average tax rate is a measure of the net tax on labour income paid directly by the employee.

### EMPLOYEE NET AVERAGE TAX RATE

$$\frac{(\text{Employee personal income tax and employee social security contributions}) - \text{Family Benefits}}{\text{Gross wages}}$$

- » In Korea, the average single worker faced a net average tax rate of 16.2% in 2023, compared with the OECD average of 24.9%. In other words, in Korea the take-home pay of an average single worker, after tax and benefits, was 83.8% of their gross wage, compared with the OECD average of 75.1%.

- » Taking into account child related benefits and tax provisions, the employee net average tax rate for an average married worker with two children in Korea was 10.2% in 2023, which is the 31st lowest in the OECD, and compares with 14.2% for the OECD average. This means that an average married worker with two children in Korea had a take-home pay, after tax and family benefits, of 89.8% of their gross wage, compared to 85.8% for the OECD average.



## Contacts

### Kurt Van Dender

Centre for Tax Policy and Administration  
Acting Head, Tax Policy and Statistics Divisi  
Kurt.VanDender@oecd.org

### Alexander Pick

Centre for Tax Policy and Administration  
Acting Head, Tax Data & Statistical Analysis Unit  
Alexander.Pick@oecd.org

### Edoardo Magalini

Centre for Tax Policy and Administration  
Statistician/Junior Analyst  
Edoardo.Magalini@oecd.org