

Ukraine

Ukraine’s greenhouse gas (GHG) emissions mainly consist in CO₂ emissions from energy use (70%). In 2021, CO₂ emissions from energy use are priced through fuel excise taxes and a carbon tax. Ukraine priced about 63% of its carbon emissions from energy use and none were priced at an ECR above EUR 60 per tonne of CO₂ (see Figure 3). The majority of unpriced emissions from energy use were from the industry and electricity sectors (Figure 2). Other GHG emissions¹, which made up about 30% of national emissions, are not covered by any carbon pricing instrument (see Figure 1).

Figure 1. Average effective carbon rates in Ukraine in 2021

CO₂ emissions from energy use and other GHG emissions

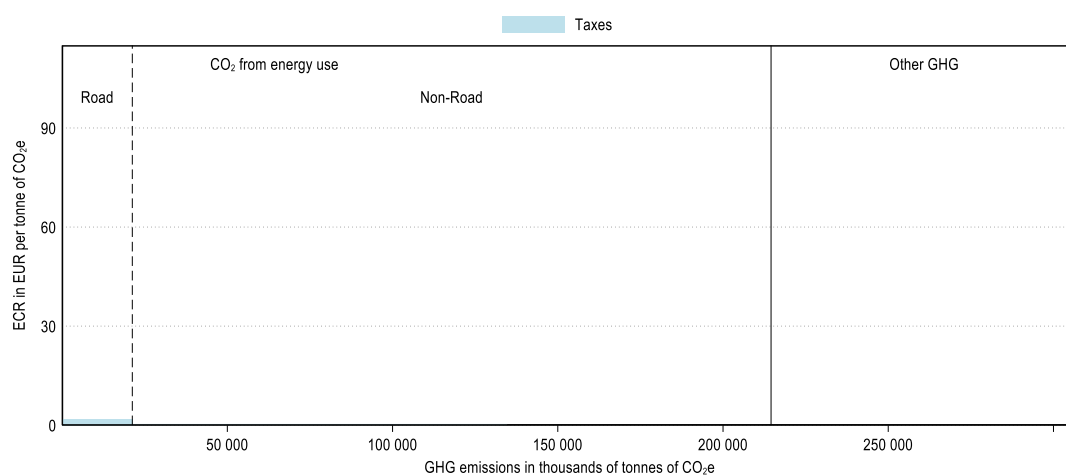
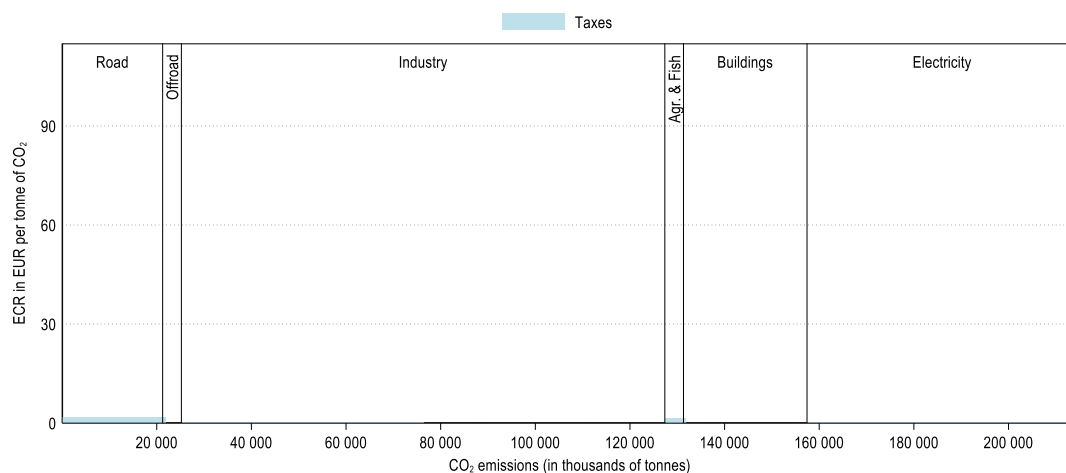


Figure 2. Average effective carbon rates in Ukraine by sector and component in 2021

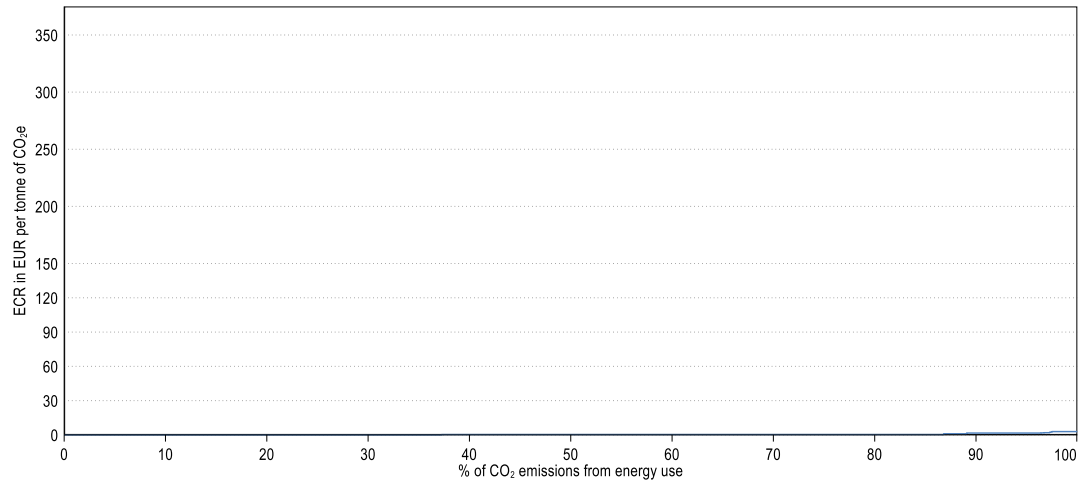
Restricting to CO₂ emissions from energy use



¹ CH₄, N₂O, F-gases and process CO₂ emissions.

Figure 3. Distribution of ECRs on CO₂ emissions from energy use in Ukraine in 2021

Restricting to CO₂ emissions from energy use



For additional information to interpret the graphs, see: <https://oe.cd/ECR2023-graph-info>

Main insights from *Effective Carbon Rates 2023*: <https://oe.cd/ECR2023-brochure>