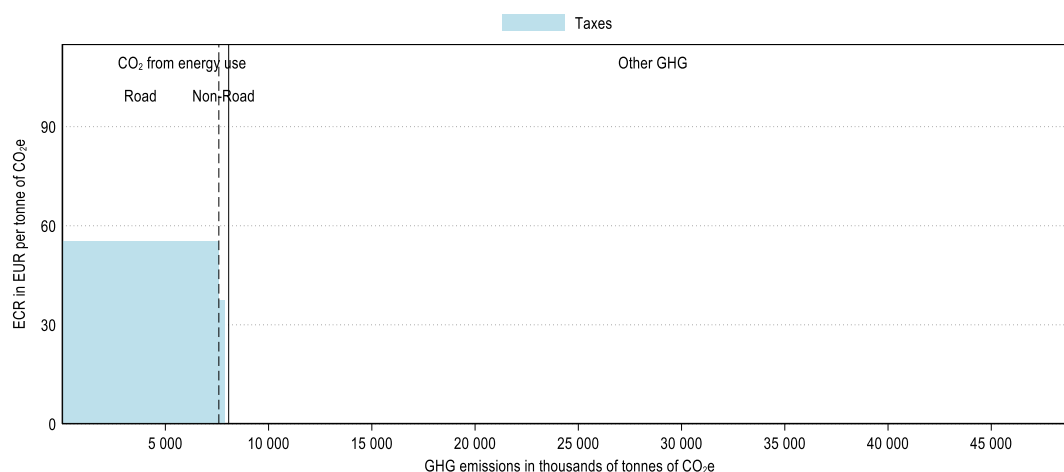


Paraguay

Paraguay's CO₂ emissions from energy use make up a minority of its greenhouse gas (GHG) emissions (16%). In 2021, these emissions are priced through fuel excise taxes. Paraguay priced almost 98% of its carbon emissions from energy use and about 29% were priced at an ECR above EUR 60 per tonne of CO₂ (see Figure 3). Emissions priced at this level mainly originated from the road transport sector. The majority of unpriced emissions from energy use were from the industry sector (Figure 2). Other GHG emissions¹, which made up a majority of national emissions (84%), were not covered by any carbon pricing instrument (see Figure 1).

Figure 1. Average effective carbon rates in Paraguay in 2021

CO₂ emissions from energy use and other GHG emissions



¹ CH₄, N₂O, F-gases and process CO₂ emissions.

Figure 2. Average effective carbon rates in Paraguay by sector and component in 2021

Restricting to CO₂ emissions from energy use

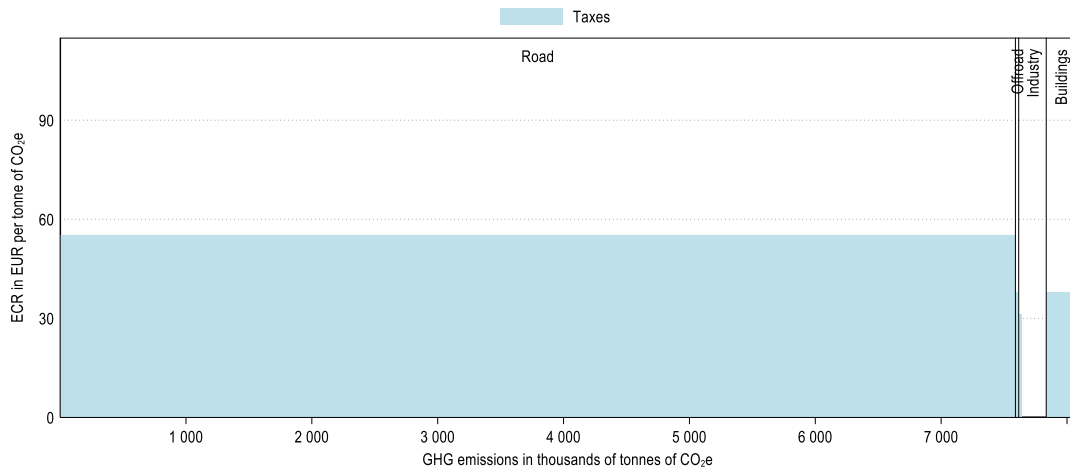
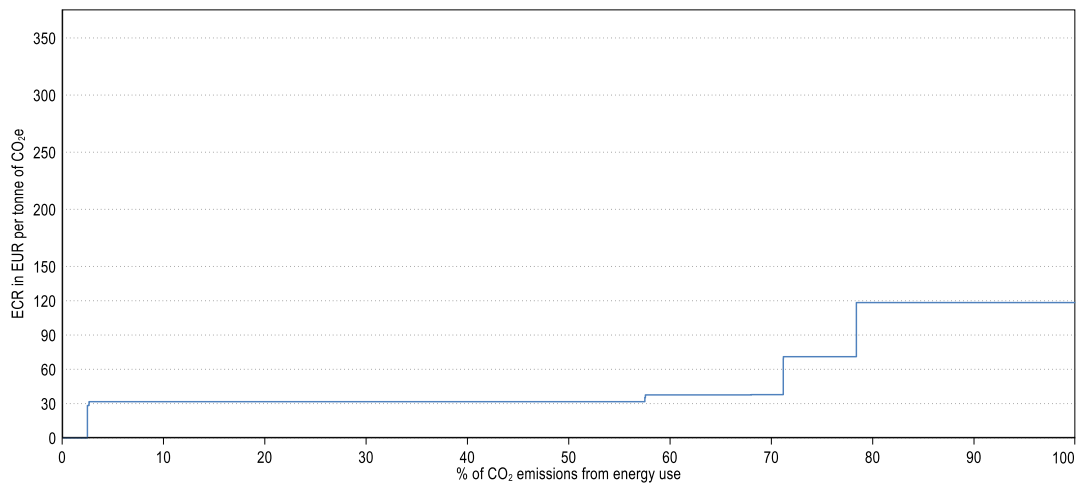


Figure 3. Distribution of ECRs on CO₂ emissions from energy use in Paraguay in 2021

Restricting to CO₂ emissions from energy use



For additional information to interpret the graphs, see: <https://oe.cd/ECR2023-graph-info>

Main insights from *Effective Carbon Rates 2023*: <https://oe.cd/ECR2023-brochure>