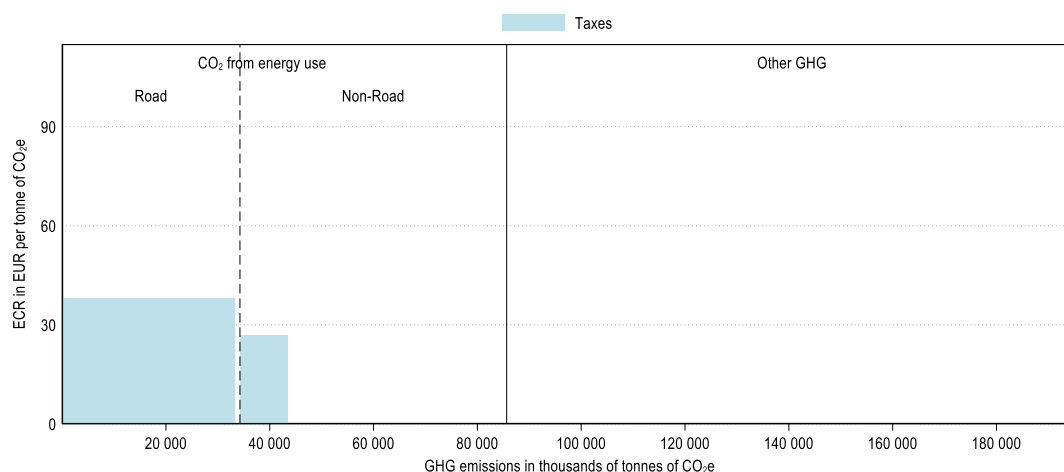


Colombia

Colombia's CO₂ emissions from energy use make up about 44% of its greenhouse gas (GHG) emissions. In 2021, these emissions are priced through fuel excise taxes and carbon taxes. Colombia priced about 50% of its carbon emissions from energy use and about 2% were priced at an ECR above EUR 60 per tonne of CO₂ (see Figure 3). Emissions priced at this level mainly originated from the industry sector. The majority of unpriced emissions from energy use were from the industry sector as well, and from the buildings and electricity sectors (Figure 2). Other GHG emissions¹ account for about 56% of national emissions and are not covered by any carbon pricing instrument (see Figure 1).

Figure 1. Average effective carbon rates in Colombia in 2021

CO₂ emissions from energy use and other GHG emissions



¹ CH₄, N₂O, F-gases and process CO₂ emissions.

Figure 2. Average effective carbon rates in Colombia by sector and component in 2021

Restricting to CO₂ emissions from energy use

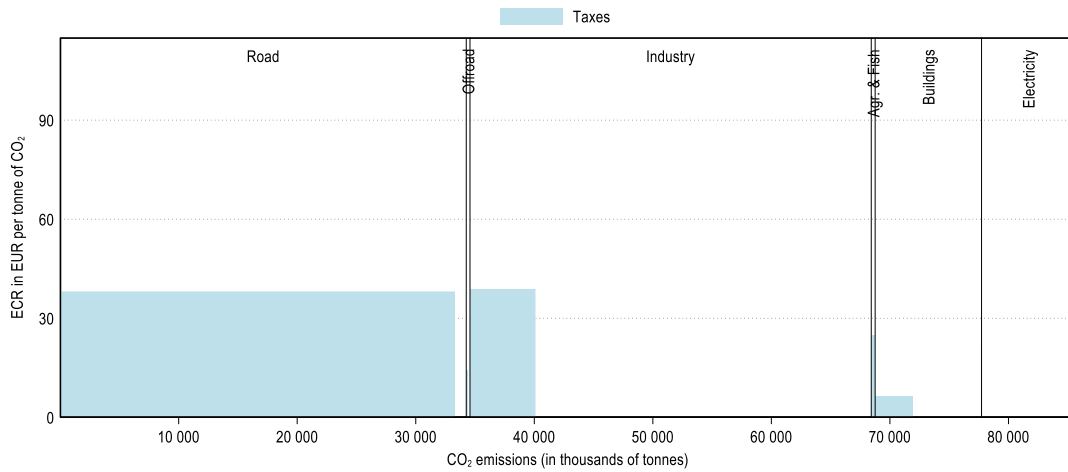
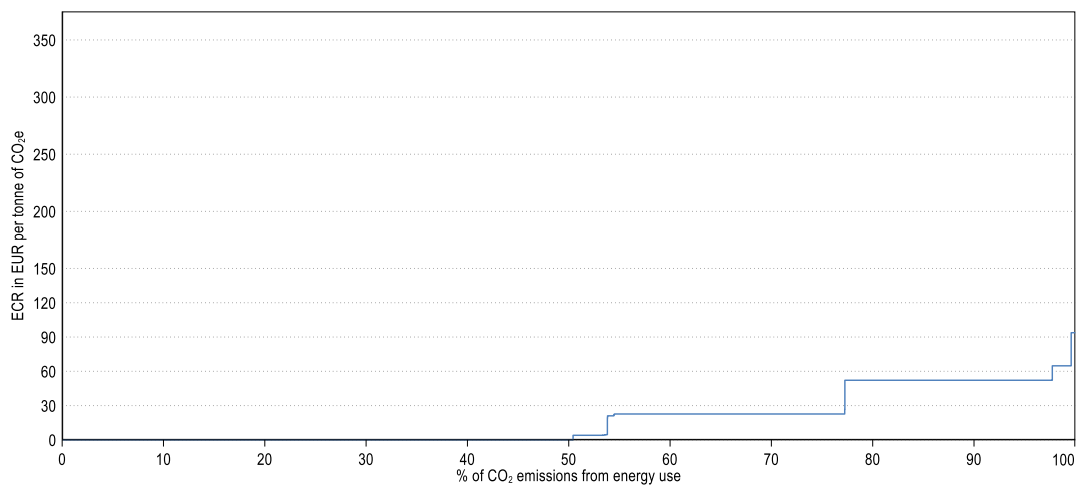


Figure 3. Distribution of ECRs on CO₂ emissions from energy use in Colombia in 2021

Restricting to CO₂ emissions from energy use



For additional information to interpret the graphs, see: <https://oe.cd/ECR2023-graph-info>

Main insights from *Effective Carbon Rates 2023*: <https://oe.cd/ECR2023-brochure>