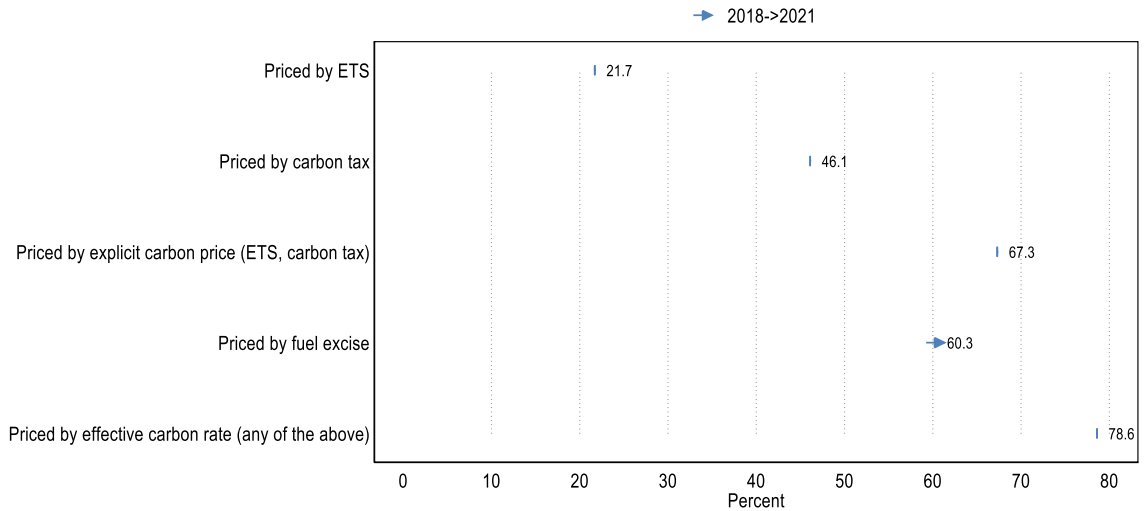


## Carbon pricing in France

### Emissions coverage by carbon pricing instrument, 2018-2021

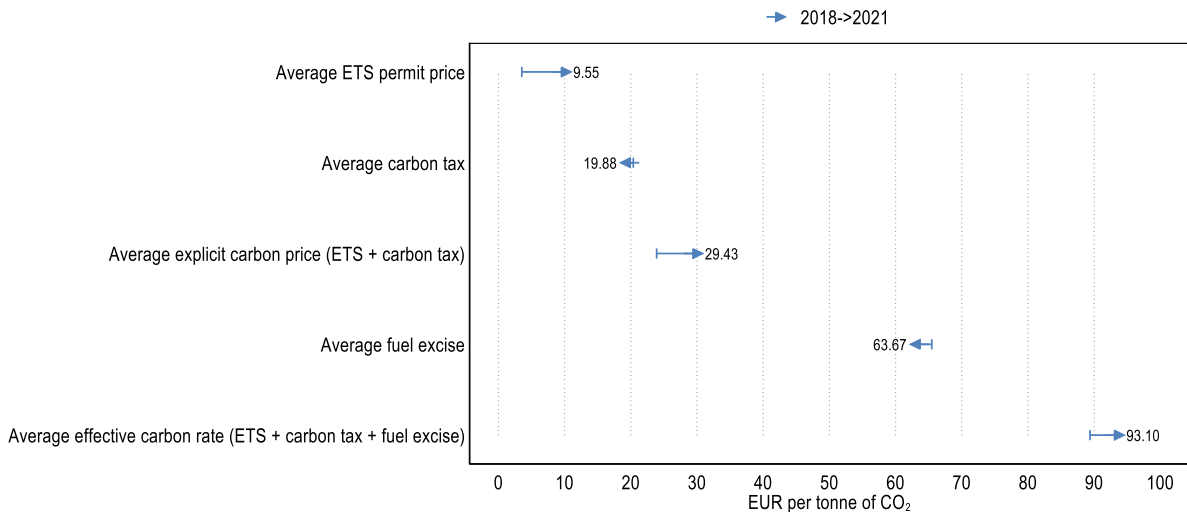
In 2021, explicit carbon prices in France consist of emissions trading system (ETS) permit prices and carbon taxes, which cover 67.3% of CO<sub>2</sub> emissions from energy use. In total, 78.6% of CO<sub>2</sub> emissions from energy use in France are priced in 2021, unchanged since 2018. Fuel excise taxes, an implicit form of carbon pricing, cover 60.3% of emissions in 2021, essentially unchanged from 60.2% in 2018.



Note: Priced means that a positive price applies after correcting for tax reductions and refunds. Due to overlapping coverage between instruments, the sum of components can be larger than the summary indicators (explicit carbon prices, effective carbon rates). Taxes are those applicable on 1 April 2021. Where applicable, ETS coverage estimates are based on the OECD's Effective Carbon Rates 2021, with ad-hoc adjustments to account for recent coverage changes. Emissions refer to energy-related CO<sub>2</sub> only and are calculated based on energy use data for 2018 from IEA's World Energy Statistics and Balances. The figure includes CO<sub>2</sub> emissions from the combustion of biomass and other biofuels. Percentages are rounded to the first decimal place.

### Average carbon price by instrument, 2018-2021

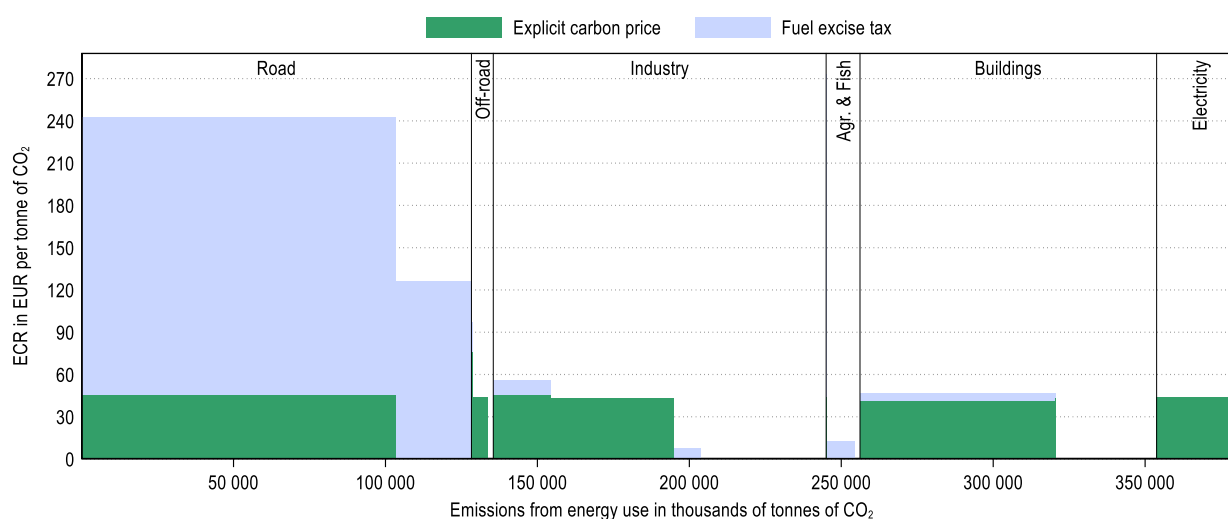
Since 2018, carbon prices have increased in France. Explicit carbon prices have increased to an average of EUR 29.43 per tonne of CO<sub>2</sub>, up by EUR 5.53 since 2018 (in real 2021 euros). In 2021, fuel excise taxes amounted to EUR 63.67 on average, down by EUR 1.8 relative to 2018 (in real 2021 euros).



Note: Taxes are those applicable on 1 April 2021. The ETS price is the average ETS auction price for the first semester of 2021. Where applicable, ETS coverage estimates are based on the OECD's, Effective Carbon Rates 2021, with ad-hoc adjustments to account for recent coverage changes. Emissions refer to energy-related CO<sub>2</sub> only and are calculated based on energy use data for 2018 from IEA's World Energy Statistics and Balances. Carbon prices are averaged across all energy-related emissions, including those that are not covered by any carbon pricing instrument. The figure includes CO<sub>2</sub> emissions from the combustion of biomass and other biofuels. All rates are expressed in real 2021 EUR using the latest available OECD inflation data; change can thus be affected by inflation fluctuations. Prices are rounded to the nearest eurocent.

## Effective carbon rates in France, average by sector and combination of instruments, 2021

Effective carbon rates are highest in the road sector, which accounts for 33.6% of the country's total CO<sub>2</sub> emissions from energy use. With 62.3% of emissions priced, emissions coverage is lowest in industry. The industry sector accounts for 28.7% of CO<sub>2</sub> emissions from energy use in France.



Note: Emissions-weighted average by sector and combination of instruments (explicit carbon price only, fuel excise only, both, none). Taxes are those applicable on 1 April 2021. The ETS price is the average ETS auction price for the first semester of 2021. Where applicable, ETS coverage estimates are based on the OECD's, Effective Carbon Rates 2021, with ad-hoc adjustments to account for recent coverage changes. Emissions refer to energy-related CO<sub>2</sub> only and are calculated based on energy use data for 2018 from IEA's World Energy Statistics and Balances. The figure includes CO<sub>2</sub> emissions from the combustion of biomass and other biofuels. Prices are rounded to the nearest eurocent.

### Want to know more?

- How does France compare to other G20 countries? Access the report *Carbon Pricing in Times of COVID-19: What Has Changed in G20 Economies?* (OECD 2021): [www.oecd.org/tax/tax-policy/carbon-pricing-in-times-of-covid-19-what-has-changed-in-g20-economies.htm](https://www.oecd.org/tax/tax-policy/carbon-pricing-in-times-of-covid-19-what-has-changed-in-g20-economies.htm).
- Which domestic policy instruments are included as carbon pricing instruments? View the background information: [www.oecd.org/tax/tax-policy/carbon-pricing-background-notes.pdf](https://www.oecd.org/tax/tax-policy/carbon-pricing-background-notes.pdf).
- Download the data shown in the country notes: [www.oecd.org/tax/tax-policy/carbon-pricing-country-notes-data.xlsx](https://www.oecd.org/tax/tax-policy/carbon-pricing-country-notes-data.xlsx)

### More information

 <https://oe.cd/tax-and-environment>

 [ctp.contact@oecd.org](mailto:ctp.contact@oecd.org)

 [@OECDtax](https://twitter.com/OECDtax)

 [OECD Tax](https://www.linkedin.com/company/OECD-Tax)