

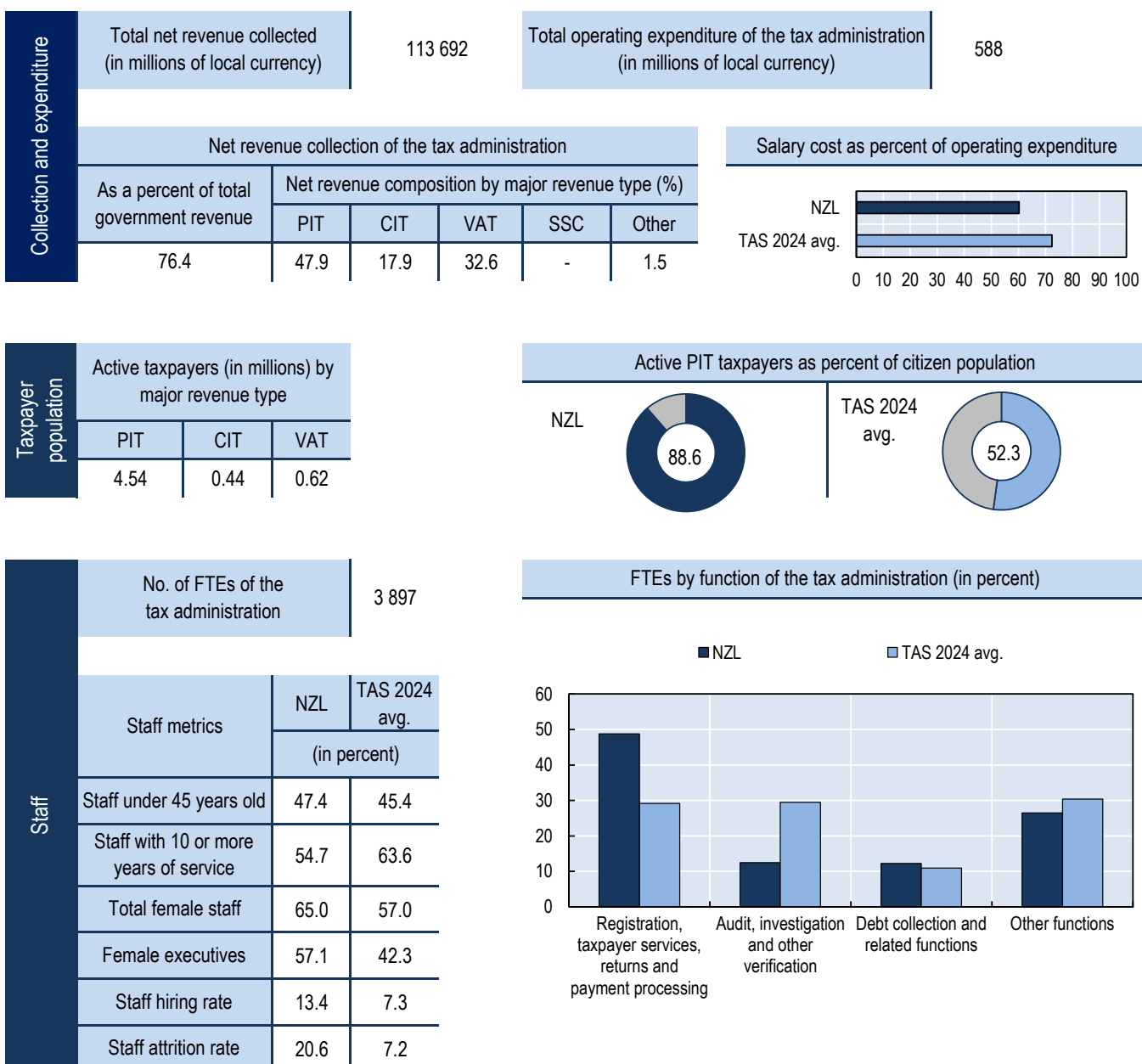
Tax Administration 2024

Comparative Information on OECD and Other Advanced and Emerging Economies

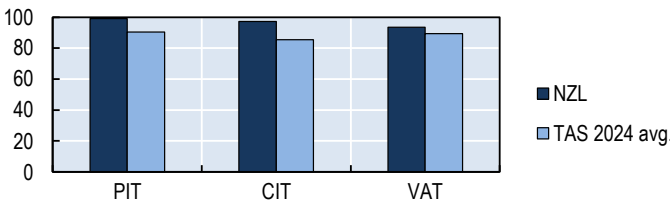
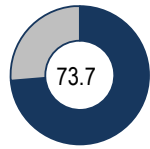
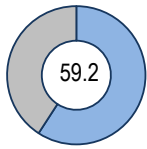
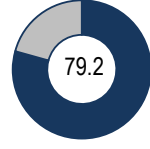
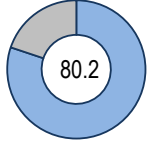
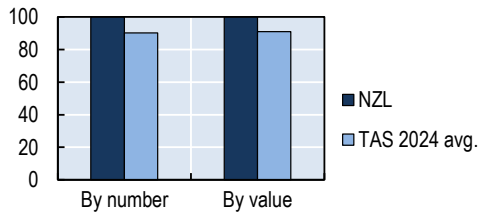
The information in this document relates to Fiscal Year 2022 and is based on the OECD report *Tax Administration 2024: Comparative Information on OECD and Other Advanced and Emerging Economies* (TAS 2024), data for which has been provided by participating tax administrations through the International Survey on Revenue Administration (ISORA). The report provides internationally comparative data on aspects of tax systems and their administration in 58 OECD and other advanced and emerging economies. For the definitions of the terms used, please consult TAS 2024.



New Zealand (NZL)



New Zealand (NZL)

Return filing	On-time filing: Returns received on-time as a percent of returns received		Returns received electronically (in percent)													
			<table><tr><th>Revenue type</th><th>NZL</th><th>TAS 2024 avg.</th></tr><tr><td>PIT</td><td>99.9</td><td>89.4</td></tr><tr><td>CIT</td><td>99.4</td><td>94.7</td></tr><tr><td>VAT</td><td>97.4</td><td>98.1</td></tr></table>			Revenue type	NZL	TAS 2024 avg.	PIT	99.9	89.4	CIT	99.4	94.7	VAT	97.4
Revenue type	NZL	TAS 2024 avg.														
PIT	99.9	89.4														
CIT	99.4	94.7														
VAT	97.4	98.1														
Audit and verification	Audits with adjustment as a percent of audits completed		Additional assessments through audits as a percent of tax collections													
	<div><div>NZL</div><div>73.7</div></div> <div><div>TAS 2024 avg.</div><div>59.2</div></div>		<table><tr><th></th><th>NZL</th><th>TAS 2024 avg.</th></tr><tr><td></td><td>1.1</td><td>3.7</td></tr></table>				NZL	TAS 2024 avg.		1.1	3.7					
	NZL	TAS 2024 avg.														
	1.1	3.7														
Payment	Estimated percentage of total PIT withheld by third parties and subsequently paid to the administration		Electronic payment proportions (in percent)													
	<div><div>NZL</div><div>79.2</div></div> <div><div>TAS 2024 avg.</div><div>80.2</div></div>															
Debt collection	Arrears ratios		NZL			TAS 2024 avg.										
	Total year-end arrears as a percent of total net revenue		6.1			29.3										
	Collectable arrears as a percent of total year-end arrears		83.8			52.7										
Caveat	Tax administrations operate in varied environments, and the way in which they each administer their taxation system differs in respect to their policy and legislative environment and their administrative practice and culture. As such, a standard approach to tax administration may be neither practical nor desirable in a particular instance. Therefore, TAS 2024 and the observations it makes need to be interpreted with this in mind. Care should be taken when considering a jurisdiction's practices to fully appreciate the complex factors that have shaped a particular approach. Similarly, regard needs to be had to the distinct challenges and priorities each administration is managing.															
Legend	PIT: Personal income tax				SSC: Social security contributions											
	CIT: Corporate income tax				FTEs: Full time employees											
	VAT: Value added tax				N.A.: Data not available											

Access the 2024 publication and data: <https://oe.cd/tas2024>

Disclaimer: <http://oe.cd/disclaimer>

For more information Contact us by email: fta@oecd.org
 Visit our public website: <https://oe.cd/fta>