

Mutual Agreement Procedure Statistics per jurisdiction

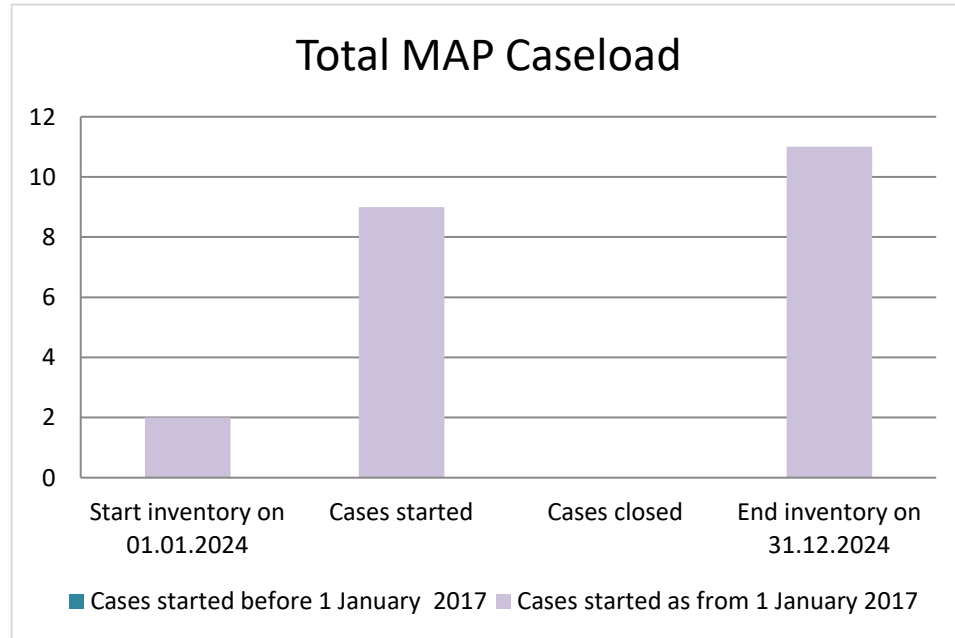
Ukraine

2017, 2019-2020, and 2022-2024 (post-MAP Statistics Reporting Framework)



Ukraine

Please note: If a jurisdiction has reported Advance Pricing Arrangement (APA) data, this will be contained after the MAP Statistics of the relevant year



Cases started before 1 January 2017	2024 Start inventory	Cases started	Cases closed	2024 End inventory
Transfer pricing cases	0	0	0	0
Other cases	0	0	0	0

Cases started as from 1 January 2017	2024 Start inventory	Cases started	Cases closed	2024 End inventory
Transfer pricing cases	1	3	0	4
Other cases	1	6	0	7

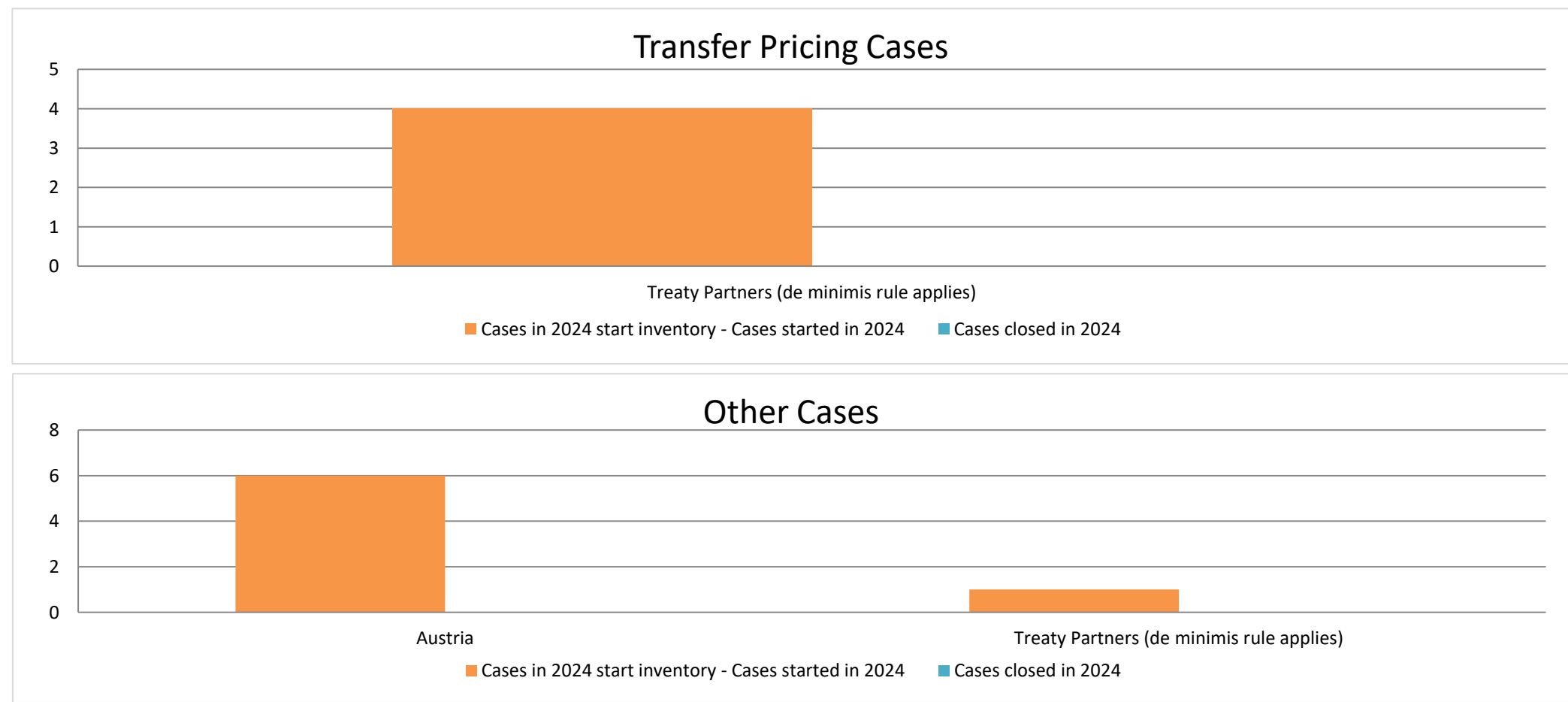
Average time needed to close MAP cases

Cases started before 1 January 2017	Average time
Transfer pricing cases	n.a.
Other cases	n.a.

Cases started as from 1 January 2017	Start to End	Receipt to Start	Start to Milestone 1	Milestone 1 to End
Transfer pricing cases	n.a.	n.a.	n.a.	n.a.
Other cases	n.a.	n.a.	n.a.	n.a.

Overview of MAP partners (only for cases started as from 1 January 2017)

Note: the MAP cases started before 1 January 2017 and closed in 2024 are not shown in these graphs



The label "Treaty Partners (de minimis rule applies)" applies to treaty partners with which the number of cases in start inventory plus the number of cases started is at least 5. The relevant MAP statistics are aggregated under this category.

MAP Outcomes - TP cases

n.a.

MAP Outcomes - other cases

n.a.

Cases closed by outcome	denied MAP access	objection is not justified	withdrawn by taxpayer	unilateral relief granted	resolved via domestic remedy	agreement fully eliminating double taxation eliminated / fully resolving taxation not in accordance with tax treaty	agreement partially eliminating double taxation / partially resolving taxation not in accordance with tax treaty	agreement that there is no taxation not in accordance with tax treaty	no agreement including agreement to disagree	any other outcome	Total
Transfer pricing cases (all)	0	0	0	0	0	0	0	0	0	0	0
Cases started before 1 January 2017	0	0	0	0	0	0	0	0	0	0	0
Cases started as from 1 January 2017	0	0	0	0	0	0	0	0	0	0	0
Other cases (all)	0	0	0	0	0	0	0	0	0	0	0
Cases started before 1 January 2017	0	0	0	0	0	0	0	0	0	0	0
Cases started as from 1 January 2017	0	0	0	0	0	0	0	0	0	0	0
All cases	0	0	0	0	0	0	0	0	0	0	0

Annex A
MAP Statistics Reporting for the 2024 Reporting Period (1 January 2024 to 31 December 2024)

	category of cases	no. of pre-2017 cases in MAP inventory on 1 January 2024	number of pre-2017 cases closed during the reporting period by outcome:									no. of pre-2017 cases remaining in on MAP inventory on 31 December 2024	average time taken (in months) for closing pre-2017 cases during the reporting period	
			denied MAP access	objection is not justified	withdrawn by taxpayer	unilateral relief granted	resolved via domestic remedy	agreement fully eliminating double taxation / fully resolving taxation not in accordance with tax treaty	agreement partially eliminating double taxation / partially resolving taxation not in accordance with tax treaty	agreement that there is no taxation not in accordance with tax treaty	no agreement including agreement to disagree			any other outcome
	Column 1	Column 2	Column 3	Column 4	Column 5	Column 6	Column 7	Column 8	Column 9	Column 10	Column 11	Column 12	Column 13	Column 14
Row 1	Attribution/ Allocation	0	0	0	0	0	0	0	0	0	0	0	0	n.a.
Row 2	Others	0	0	0	0	0	0	0	0	0	0	0	0	n.a.
Row 3	Total	0	0	0	0	0	0	0	0	0	0	0	0	n.a.
	Notes:													

Table 1: Attribution / Allocation MAP Cases													
Treaty Partner	no. of post-2016 cases in MAP inventory on 1 January 2024	no. of post-2016 cases started during the reporting period	number of post-2016 cases closed during the reporting period by outcome:										no. of post-2016 cases remaining in MAP inventory on 31 December 2024
			denied MAP access	objection is not justified	withdrawn by taxpayer	unilateral relief granted	resolved via domestic remedy	agreement fully eliminating double taxation eliminated / fully resolving taxation not in accordance with tax treaty	agreement partially eliminating double taxation / partially resolving taxation not in accordance with tax treaty	agreement that there is no taxation not in accordance with tax treaty	no agreement including agreement to disagree	any other outcome	
Column 1	Column 2	Column 3	Column 4	Column 5	Column 6	Column 7	Column 8	Column 9	Column 10	Column 11	Column 12	Column 13	Column 14
Treaty Partners (de minimis rule applies)	1	3	0	0	0	0	0	0	0	0	0	0	4
Total	1	3	0	0	0	0	0	0	0	0	0	0	4
Notes:													

Table 2: Other MAP Cases													
Treaty Partner	no. of post-2016 cases in MAP inventory on 1 January 2024	no. of post-2016 cases started during the reporting period	number of post-2016 cases closed during the reporting period by outcome										no. of post-2016 cases remaining in MAP inventory on 31 December 2024
			denied MAP access	objection is not justified	withdrawn by taxpayer	unilateral relief granted	resolved via domestic remedy	agreement fully eliminating double taxation / fully resolving taxation not in accordance with tax treaty	agreement partially eliminating double taxation / partially resolving taxation not in accordance with tax treaty	agreement that there is no taxation not in accordance with tax treaty	no agreement including agreement to disagree	any other outcome	
Column 1	Column 2	Column 3	Column 4	Column 5	Column 6	Column 7	Column 8	Column 9	Column 10	Column 11	Column 12	Column 13	Column 14
Row 1	Austria	0	6	0	0	0	0	0	0	0	0	0	6
Row 2	Treaty Partners (de minimis rule applies)	1	0	0	0	0	0	0	0	0	0	0	1
	Total	1	6	0	0	0	0	0	0	0	0	0	7
Notes:													

Table 3: All post-2016 MAP Cases pending on 31 December 2024	
Categories for age of MAP cases	Aggregate number of cases remaining in MAP inventory on 31 December 2024 falling under each category based on “Start” date
Column 1	Column 2
<2 years old	9
>=2 and <4 years old	2
>=4 and <6 years old	0
>=6 years old	0

Table 1: Attribution / Allocation MAP Cases				
Treaty Partner	average time taken (in months) for post-2016 cases from:			
	"Start" to "End"	Receipt of taxpayer's MAP request to "Start"	"Start" to Milestone 1	Milestone 1 to "End"
Column 1	Column 2	Column 3	Column 4	Column 5
Row 1 Total	n.a.	n.a.	n.a.	n.a.
Notes:				

Annex B

MAP Statistics Reporting for the 2024 Reporting Period (1 January 2024 to 31 December 2024) for Attribution/Allocation Cases

Annex to Table 1: Attribution / Allocation MAP Cases		
Stage during which the MAP case was resolved		average time taken (in months) for post-2016 cases from 'Start' to 'End'
Column 1		Column 2
Row 1	Cases closed in the Unilateral stage	n.a.
	Cases closed in the Bilateral stage	n.a.
Notes:		

Table 2: Other MAP Cases				
Treaty Partner	average time taken (in months) for post-2016 cases from:			
	"Start" to "End"	Receipt of taxpayer's MAP request to "Start"	"Start" to Milestone 1	Milestone 1 to "End"
Column 1	Column 2	Column 3	Column 4	Column 5
Row 1 Total	n.a.	n.a.	n.a.	n.a.
Notes:				

Annex B

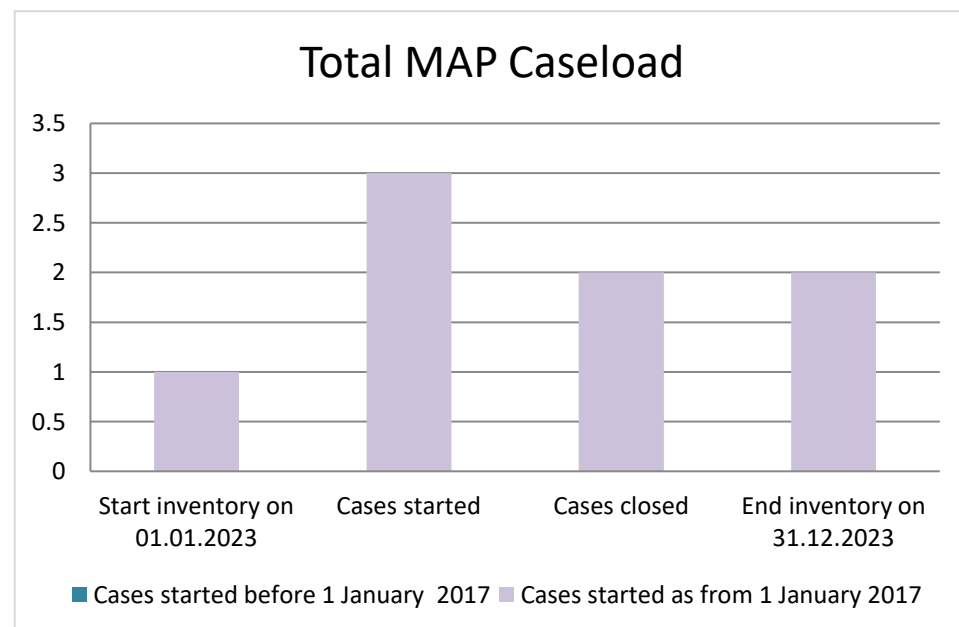
MAP Statistics Reporting for the 2024 Reporting Period (1 January 2024 to 31 December 2024) for Attribution/Allocation Cases

Annex to Table 2: Other MAP Cases	
Stage during which the MAP case was resolved	average time taken (in months) for post-2016 cases from 'Start' to 'End'
Column 1	Column 2
Row 1 Cases closed in the Unilateral stage	n.a.
Cases closed in the Bilateral stage	n.a.
Notes:	

Table 3: All MAP Cases				
	average time taken (in months) for post-2016 cases from:			
	"Start" to "End"	Receipt of taxpayer's MAP request to "Start"	"Start" to Milestone 1	Milestone 1 to "End"
	Column 1	Column 2	Column 3	Column 4
Row 1	Total Average Time	n.a.	n.a.	n.a.
Notes:				

Ukraine

Please note: If a jurisdiction has reported Advance Pricing Arrangement (APA) data, this will be contained after the MAP Statistics of the relevant year



Cases started before 1 January 2017	2023 Start inventory	Cases started	Cases closed	2023 End inventory
Transfer pricing cases	0	0	0	0
Other cases	0	0	0	0

Cases started as from 1 January 2017	2023 Start inventory	Cases started	Cases closed	2023 End inventory
Transfer pricing cases	1	0	0	1
Other cases	0	3	2	1

Average time needed to close MAP cases

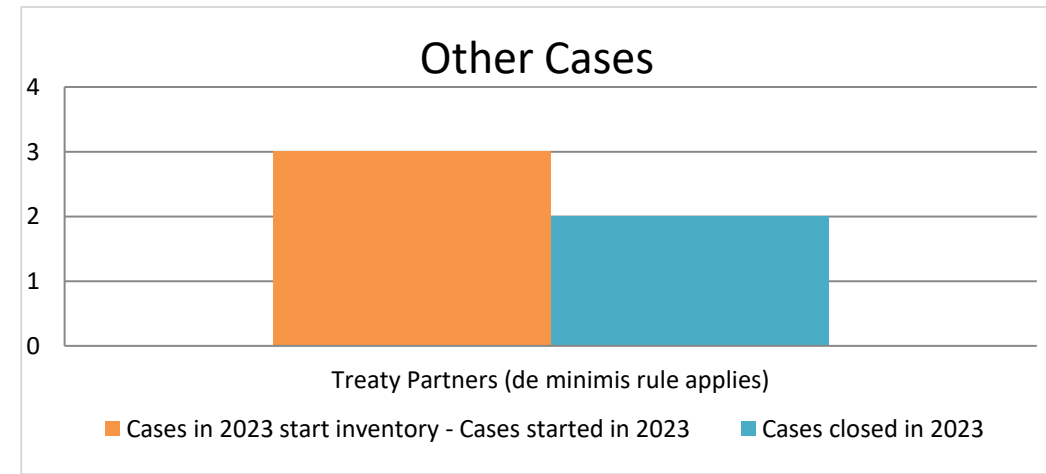
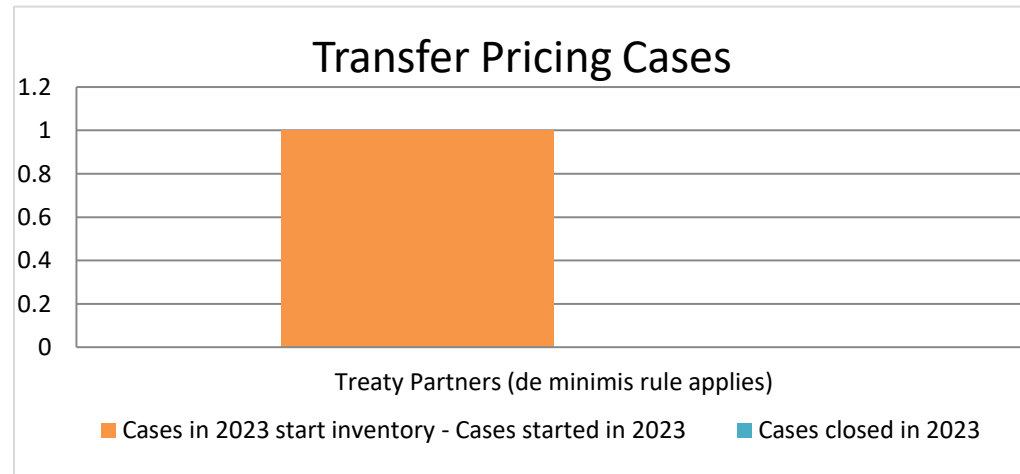
Cases started before 1 January 2017	Average time
Transfer pricing cases	n.a.
Other cases	n.a.

Cases started as from 1 January 2017	Start to End	Receipt to Start	Start to Milestone 1	Milestone 1 to End
Transfer pricing cases	n.a.	n.a.	n.a.	n.a.
Other cases	n.a.	1.38	n.a.	n.a.

Note: the average times to close MAP cases that started as from 1 January 2017 were computed according to the MAP statistics reporting framework available at <http://www.oecd.org/tax/dispute/mutual-agreement-procedure-statistics-reporting-framework.pdf>

Overview of MAP partners (only for cases started as from 1 January 2017)

Note: the MAP cases started before 1 January 2017 and closed in 2023 are not shown in these graphs



The label "Treaty Partners (de minimis rule applies)" applies to treaty partners with which the number of cases in start inventory plus the number of cases started is at least 5. The relevant MAP statistics are aggregated under this category.

MAP Outcomes - TP cases

n.a.

- denied MAP access
- objection is not justified
- withdrawn by taxpayer
- unilateral relief granted
- resolved via domestic remedy
- agreement fully eliminating double taxation eliminated / fully resolving taxation not in accordance with tax treaty
- agreement partially eliminating double taxation / partially resolving taxation not in accordance with tax treaty
- agreement that there is no taxation not in accordance with tax treaty
- no agreement including agreement to disagree
- any other outcome

MAP Outcomes - other cases

100%



Cases closed by outcome	denied MAP access	objection is not justified	withdrawn by taxpayer	unilateral relief granted	resolved via domestic remedy	agreement fully eliminating double taxation eliminated / fully resolving taxation not in accordance with tax treaty	agreement partially eliminating double taxation / partially resolving taxation not in accordance with tax treaty	agreement that there is no taxation not in accordance with tax treaty	no agreement including agreement to disagree	any other outcome	Total
Transfer pricing cases (all)	0	0	0	0	0	0	0	0	0	0	0
Cases started before 1 January 2017	0	0	0	0	0	0	0	0	0	0	0
Cases started as from 1 January 2017	0	0	0	0	0	0	0	0	0	0	0
Other cases (all)	0	0	0	2	0	0	0	0	0	0	2
Cases started before 1 January 2017	0	0	0	0	0	0	0	0	0	0	0
Cases started as from 1 January 2017	0	0	0	2	0	0	0	0	0	0	2
All cases	0	0	0	2	0	0	0	0	0	0	2

Annex A
MAP Statistics Reporting for the 2023 Reporting Period (1 January 2023 to 31 December 2023)

	category of cases	no. of pre-2017 cases in MAP inventory on 1 January 2023	number of pre-2017 cases closed during the reporting period by outcome:									no. of pre-2017 cases remaining in on MAP inventory on 31 December 2023	average time taken (in months) for closing pre-2017 cases during the reporting period	
			denied MAP access	objection is not justified	withdrawn by taxpayer	unilateral relief granted	resolved via domestic remedy	agreement fully eliminating double taxation / fully resolving taxation not in accordance with tax treaty	agreement partially eliminating double taxation / partially resolving taxation not in accordance with tax treaty	agreement that there is no taxation not in accordance with tax treaty	no agreement including agreement to disagree			any other outcome
	Column 1	Column 2	Column 3	Column 4	Column 5	Column 6	Column 7	Column 8	Column 9	Column 10	Column 11	Column 12	Column 13	Column 14
Row 1	Attribution/ Allocation	0	0	0	0	0	0	0	0	0	0	0	0	n.a
Row 2	Others	0	0	0	0	0	0	0	0	0	0	0	0	n.a
Row 3	Total	0	0	0	0	0	0	0	0	0	0	0	0	n.a
	Notes:													

Annex B

MAP Statistics Reporting for the 2023 Reporting Period (1 January 2023 to 31 December 2023) for Attribution/Allocation Cases

Table 1: Attribution / Allocation MAP Cases													
Treaty Partner	no. of post-2016 cases in MAP inventory on 1 January 2023	no. of post-2016 cases started during the reporting period	number of post-2016 cases closed during the reporting period by outcome:										no. of post-2016 cases remaining in MAP inventory on 31 December 2023
			denied MAP access	objection is not justified	withdrawn by taxpayer	unilateral relief granted	resolved via domestic remedy	agreement fully eliminating double taxation eliminated / fully resolving taxation not in accordance with tax treaty	agreement partially eliminating double taxation / partially resolving taxation not in accordance with tax treaty	agreement that there is no taxation not in accordance with tax treaty	no agreement including agreement to disagree	any other outcome	
Column 1	Column 2	Column 3	Column 4	Column 5	Column 6	Column 7	Column 8	Column 9	Column 10	Column 11	Column 12	Column 13	Column 14
Row 1	Treaty Partners (de minimis rule applies)	1	0	0	0	0	0	0	0	0	0	0	1
	Total	1	0	0	0	0	0	0	0	0	0	0	1
Notes:													

Annex B

MAP Statistics Reporting for the 2023 Reporting Period (1 January 2023 to 31 December 2023) for other Cases

Table 2: Other MAP Cases													
Treaty Partner	no. of post-2016 cases in MAP inventory on 1 January 2023	no. of post-2016 cases started during the reporting period	number of post-2016 cases closed during the reporting period by outcome										no. of post-2016 cases remaining in MAP inventory on 31 December 2023
			denied MAP access	objection is not justified	withdrawn by taxpayer	unilateral relief granted	resolved via domestic remedy	agreement fully eliminating double taxation / fully resolving taxation not in accordance with tax treaty	agreement partially eliminating double taxation / partially resolving taxation not in accordance with tax treaty	agreement that there is no taxation not in accordance with tax treaty	no agreement including agreement to disagree	any other outcome	
Column 1	Column 2	Column 3	Column 4	Column 5	Column 6	Column 7	Column 8	Column 9	Column 10	Column 11	Column 12	Column 13	Column 14
Row 1	Treaty Partners (de minimis rule applies)	0	3	0	0	0	2	0	0	0	0	0	1
	Total	0	3	0	0	0	2	0	0	0	0	0	1
Notes:													

Annex B

MAP Statistics Reporting for the 2023 Reporting Period (1 January 2023 to 31 December 2023) for all MAP cases

Table 3: Table 3: All post-2016 MAP Cases pending on 31 December 2023	
Categories for age of MAP cases	Aggregate number of cases remaining in MAP inventory on 31 December 2023 falling under each category based on “Start” date
Column 1	Column 2
<2 years old	1
>=2 and <4 years old	1
>=4 and <6 years old	0
>=6 years old	0

Annex B

MAP Statistics Reporting for the 2023 Reporting Period (1 January 2023 to 31 December 2023) for Attribution/Allocation Cases

Table 1: Attribution / Allocation MAP Cases				
Treaty Partner	average time taken (in months) for post-2016 cases from:			
	"Start" to "End"	Receipt of taxpayer's MAP request to "Start"	"Start" to Milestone 1	Milestone 1 to "End"
Column 1	Column 2	Column 3	Column 4	Column 5
Row 1 Total	n.a.	n.a.	n.a.	n.a.
Notes:				

Annex B

MAP Statistics Reporting for the 2023 Reporting Period (1 January 2023 to 31 December 2023) for Attribution/Allocation Cases

Annex to Table 1: Attribution / Allocation MAP Cases	
Stage during which the MAP case was resolved	average time taken (in months) for post-2016 cases from 'Start' to 'End'
Column 1	Column 2
Row 1 Cases closed in the Unilateral stage	n.a.
Cases closed in the Bilateral stage	n.a.
Notes:	

Annex B

MAP Statistics Reporting for the 2023 Reporting Period (1 January 2023 to 31 December 2023) for other Cases

Table 2: Other MAP Cases					
Treaty Partner	average time taken (in months) for post-2016 cases from:				
	"Start" to "End"	Receipt of taxpayer's MAP request to "Start"	"Start" to Milestone 1	Milestone 1 to "End"	
Column 1	Column 2	Column 3	Column 4	Column 5	
Row 1	Treaty Partners (de minimis rule applies)	0.00	1.38	n.a.	n.a.
	Total	0.00	1.38	n.a.	n.a.
Notes:					

Annex B

MAP Statistics Reporting for the 2023 Reporting Period (1 January 2023 to 31 December 2023) for Attribution/Allocation Cases

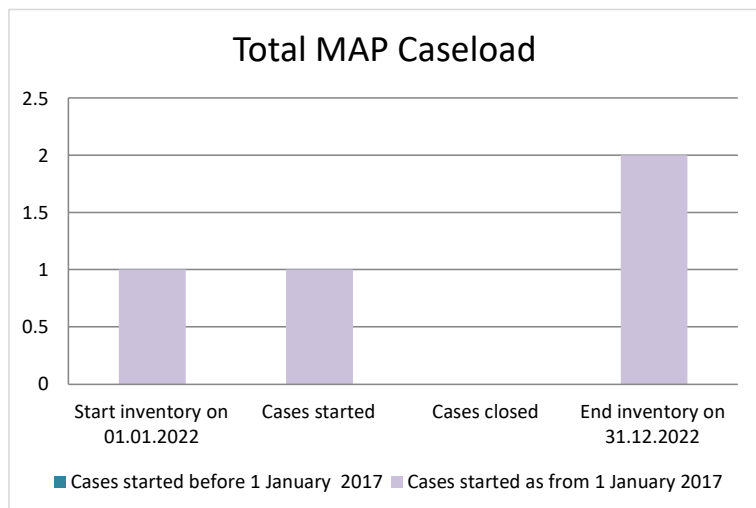
Annex to Table 2: Other MAP Cases	
Stage during which the MAP case was resolved	average time taken (in months) for post-2016 cases from 'Start' to 'End'
Column 1	Column 2
Row 1 Cases closed in the Unilateral stage	2
Cases closed in the Bilateral stage	n.a.
Notes:	

Annex B

MAP Statistics Reporting for the 2023 Reporting Period (1 January 2023 to 31 December 2023) for all Cases

Table 3: All MAP Cases					
	average time taken (in months) for post-2016 cases from:				
	"Start" to "End"	Receipt of taxpayer's MAP request to "Start"	"Start" to Milestone 1	Milestone 1 to "End"	
	Column 1	Column 2	Column 3	Column 4	
Row 1	Total Average Time	0.00	1.38	n.a.	n.a.
	Notes:				

Ukraine



Cases started before 1 January 2017	2022 Start inventory	Cases started	Cases closed	2022 End inventory
Transfer pricing cases	0	0	0	0
Other cases	0	0	0	0

Cases started as from 1 January 2017	2022 Start inventory	Cases started	Cases closed	2022 End inventory
Transfer pricing cases	0	0	0	0
Other cases	1	1	0	2

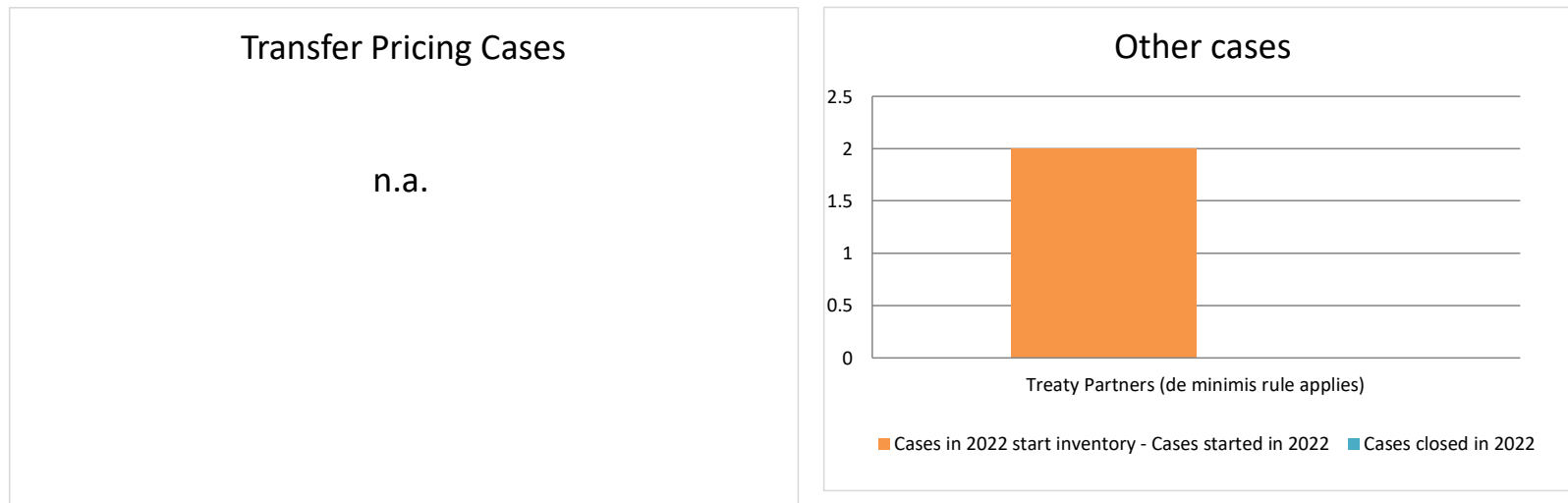
Average time needed to close MAP cases

Cases started before 1 January 2017	Average time
Transfer pricing cases	n.a
Other cases	n.a

Cases started as from 1 January 2017	Start to End	Receipt to Start	Start to Milestone 1	Milestone 1 to End
Transfer pricing cases	n.a	n.a	n.a	n.a
Other cases	n.a	n.a	n.a	n.a

Overview of MAP partners (only for cases started as from 1 January 2017)

Note: the MAP cases started before 1 January 2017 and closed in 2022 are not shown in these graphs



The label "Treaty Partners (de minimis rule applies)" applies to treaty partners with which the number of cases in start inventory plus the number of cases started is at least 5. The relevant MAP statistics are aggregated under this category.

MAP Outcomes - TP cases	MAP Outcomes - TP cases
n.a.	n.a.

Cases closed by outcome	denied MAP access	objection is not justified	withdrawn by taxpayer	unilateral relief granted	resolved via domestic remedy	agreement fully eliminating double taxation eliminated / fully resolving taxation not in accordance with tax treaty	agreement partially eliminating double taxation / partially resolving taxation not in accordance with tax treaty	agreement that there is no taxation not in accordance with tax treaty	no agreement including agreement to disagree	any other outcome	Total
Transfer pricing cases (all)	0	0	0	0	0	0	0	0	0	0	0
Cases started before 1 January 2017	0	0	0	0	0	0	0	0	0	0	0
Cases started as from 1 January 2017	0	0	0	0	0	0	0	0	0	0	0
Other cases (all)	0	0	0	0	0	0	0	0	0	0	0
Cases started before 1 January 2017	0	0	0	0	0	0	0	0	0	0	0
Cases started as from 1 January 2017	0	0	0	0	0	0	0	0	0	0	0
All cases	0	0	0	0	0	0	0	0	0	0	0

Annex A

MAP Statistics Reporting for the 2022 Reporting Period (1 January 2022 to 31 December 2022)

category of cases	no. of pre-2017 cases in MAP inventory on 1 January 2022	number of pre-2017 cases closed during the reporting period by outcome:										no. of pre-2017 cases remaining in on MAP inventory on 31 December 2022	average time taken (in months) for closing pre-2017 cases during the reporting period
		denied MAP access	objection is not justified	withdrawn by taxpayer	unilateral relief granted	resolved via domestic remedy	agreement fully eliminating double taxation / fully resolving taxation not in accordance with tax treaty	agreement partially eliminating double taxation / partially resolving taxation not in accordance with tax treaty	agreement that there is no taxation not in accordance with tax treaty	no agreement including agreement to disagree	any other outcome		
Column 1	Column 2	Column 3	Column 4	Column 5	Column 6	Column 7	Column 8	Column 9	Column 10	Column 11	Column 12	Column 13	Column 14
Row 1	Attribution/ Allocation	0	0	0	0	0	0	0	0	0	0	0	n.a.
Row 2	Others	0	0	0	0	0	0	0	0	0	0	0	n.a.
Row 3	Total	0	0	0	0	0	0	0	0	0	0	0	n.a.
Notes:													

Table 1: Attribution / Allocation MAP Cases													
Treaty Partner	no. of post-2016 cases in MAP inventory on 1 January 2022	no. of post-2016 cases started during the reporting period	number of post-2016 cases closed during the reporting period by outcome:										no. of post-2016 cases remaining in MAP inventory on 31 December 2022
			denied MAP access	objection is not justified	withdrawn by taxpayer	unilateral relief granted	resolved via domestic remedy	agreement fully eliminating double taxation eliminated / fully resolving taxation not in accordance with tax treaty	agreement partially eliminating double taxation / partially resolving taxation not in accordance with tax treaty	agreement that there is no taxation not in accordance with tax treaty	no agreement including agreement to disagree	any other outcome	
Column 1	Column 2	Column 3	Column 4	Column 5	Column 6	Column 7	Column 8	Column 9	Column 10	Column 11	Column 12	Column 13	Column 14
Row 1	Total	0	0	0	0	0	0	0	0	0	0	0	0
Notes:													

Table 2: Other MAP Cases													
Treaty Partner	no. of post-2016 cases in MAP inventory on 1 January 2022	no. of post-2016 cases started during the reporting period	number of post-2016 cases closed during the reporting period by outcome										no. of post-2016 cases remaining in MAP inventory on 31 December 2022
			denied MAP access	objection is not justified	withdrawn by taxpayer	unilateral relief granted	resolved via domestic remedy	agreement fully eliminating double taxation / fully resolving taxation not in accordance with tax treaty	agreement partially eliminating double taxation / partially resolving taxation not in accordance with tax treaty	agreement that there is no taxation not in accordance with tax treaty	no agreement including agreement to disagree	any other outcome	
Column 1	Column 2	Column 3	Column 4	Column 5	Column 6	Column 7	Column 8	Column 9	Column 10	Column 11	Column 12	Column 13	Column 14
Treaty Partners (de minimis rule applies)	1	1	0	0	0	0	0	0	0	0	0	0	2
Total	1	1	0	0	0	0	0	0	0	0	0	0	2
Notes:													

Annex B

MAP Statistics Reporting for the 2022 Reporting Period (1 January 2022 to 31 December 2022) for Attribution/Allocation Cases

Table 1: Attribution / Allocation MAP Cases				
Treaty Partner	average time taken (in months) for post-2016 cases from:			
	"Start" to "End"	Receipt of taxpayer's MAP request to "Start"	"Start" to Milestone 1	Milestone 1 to "End"
Column 1	Column 2	Column 3	Column 4	Column 5
Row 1 Total	n.a.	n.a.	n.a.	n.a.
Notes:				

Annex B

MAP Statistics Reporting for the 2022 Reporting Period (1 January 2022 to 31 December 2022) for other Cases

Table 2: Other MAP Cases				
Treaty Partner	average time taken (in months) for post-2016 cases from:			
	"Start" to "End"	Receipt of taxpayer's MAP request to "Start"	"Start" to Milestone 1	Milestone 1 to "End"
Column 1	Column 2	Column 3	Column 4	Column 5
Row 1 Total	n.a.	n.a.	n.a.	n.a.
Notes:				

Annex B

MAP Statistics Reporting for the 2022 Reporting Period (1 January 2022 to 31 December 2022 for all Cases

Table 3: All MAP Cases				
	average time taken (in months) for post-2016 cases from:			
	"Start" to "End"	Receipt of taxpayer's MAP request to "Start"	"Start" to Milestone 1	Milestone 1 to "End"
	Column 1	Column 2	Column 3	Column 4
Row 1	Total Average Time	n.a.	n.a.	n.a.
Notes:				

Ukraine

Cases started before 1 January 2017	2020 Start inventory	Cases started	Cases closed	2020 End inventory
Transfer pricing cases	0	0	0	0
Other cases	0	0	0	0

Cases started as from 1 January 2017	2020 Start inventory	Cases started	Cases closed	2020 End inventory
Transfer pricing cases	0	0	0	0
Other cases	0	0	0	0

Ukraine

Cases started before 1 January 2017	2019 start inventory	Cases started	Cases closed	2019 end inventory
Transfer pricing cases	0	0	0	0
Other cases	0	0	0	0

Cases started as from 1 January 2017	2019 start inventory	Cases started	Cases closed	2019 end inventory
Transfer pricing cases	0	0	0	0
Other cases	0	0	0	0

Ukraine

Cases started before 1 January 2017	2017 start inventory	Cases started	Cases closed	2017 end inventory
Transfer pricing cases	0	0	0	0
Other cases	0	0	0	0

Cases started as from 1 January 2017	2017 start inventory	Cases started	Cases closed	2017 end inventory
Transfer pricing cases	0	0	0	0
Other cases	0	0	0	0