

Mutual Agreement Procedure Statistics per jurisdiction

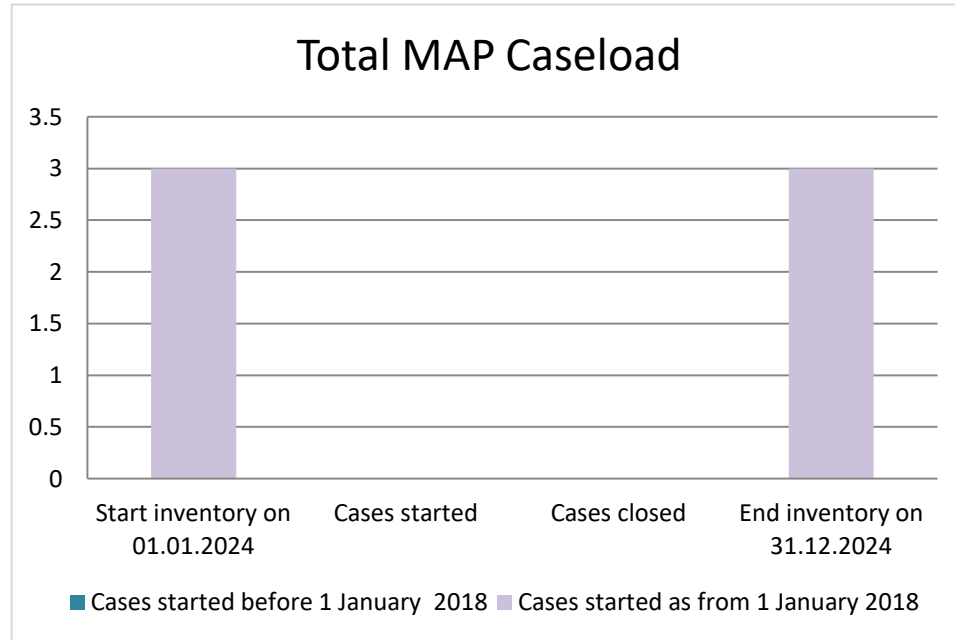
Dominican Republic

2018-2024 (post-MAP Statistics Reporting Framework)



Dominican Republic

Please note: If a jurisdiction has reported Advance Pricing Arrangement (APA) data, this will be contained after the MAP Statistics of the relevant year



Cases started before 1 January 2018	2024 Start inventory	Cases started	Cases closed	2024 End inventory
Transfer pricing cases	0	0	0	0
Other cases	0	0	0	0

Cases started as from 1 January 2018	2024 Start inventory	Cases started	Cases closed	2024 End inventory
Transfer pricing cases	0	0	0	0
Other cases	3	0	0	3

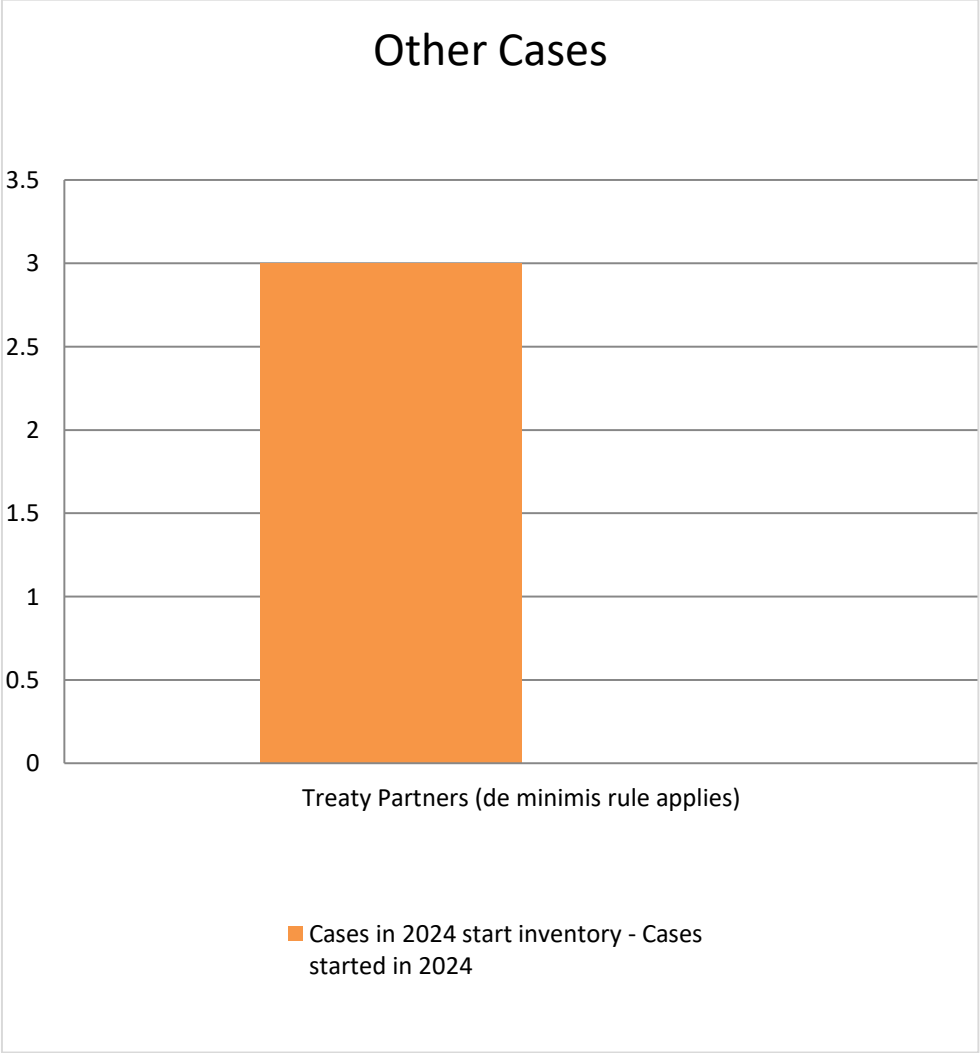
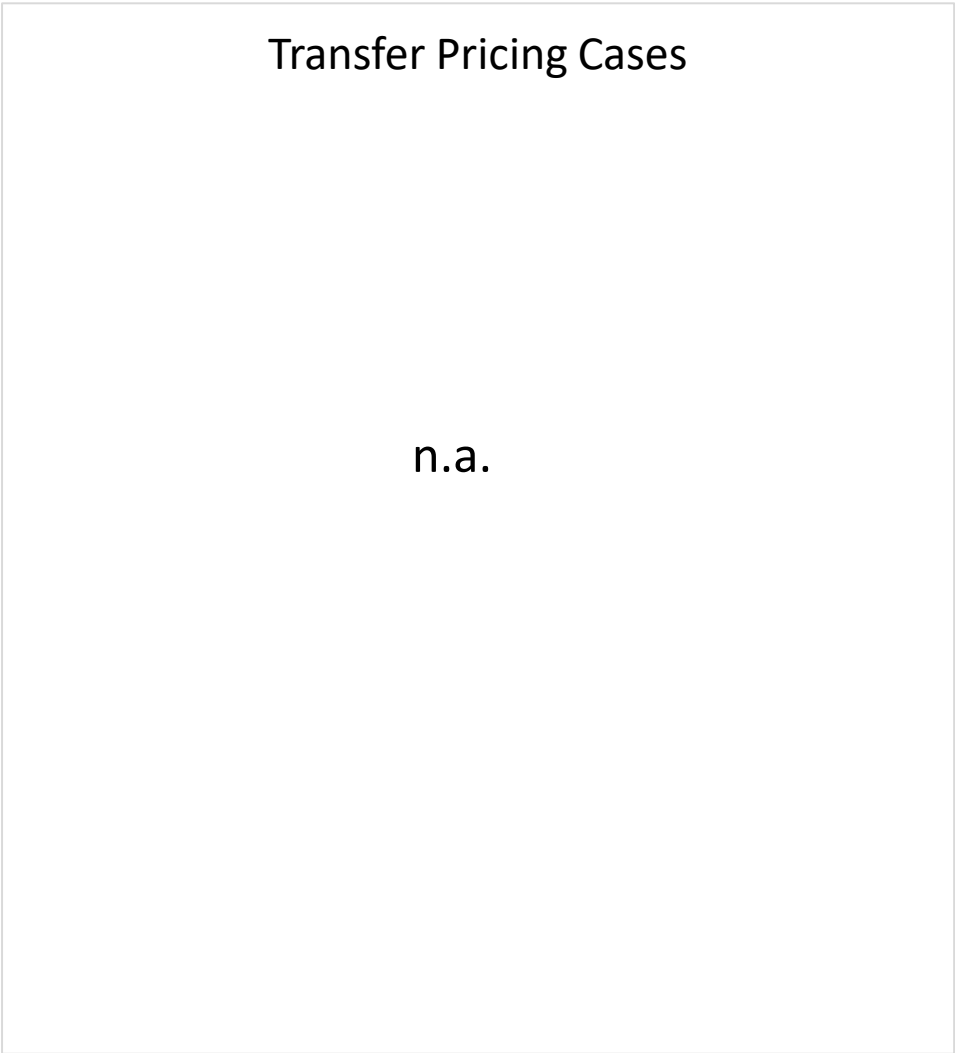
Average time needed to close MAP cases

Cases started before 1 January 2018	Average time
Transfer pricing cases	n.a.
Other cases	n.a.

Cases started as from 1 January 2018	Start to End	Receipt to Start	Start to Milestone 1	Milestone 1 to End
Transfer pricing cases	n.a.	n.a.	n.a.	n.a.
Other cases	n.a.	n.a.	n.a.	n.a.

Overview of MAP partners (only for cases started as from 1 January 2018)

Note: the MAP cases started before 1 January 2018 and closed in 2024 are not shown in these graphs



The label "Treaty Partners (de minimis rule applies)" applies to treaty partners with which the number of cases in start inventory plus the number of cases started is at least 5. The relevant MAP statistics are aggregated under this category.

MAP Outcomes - TP cases

n.a.

MAP Outcomes - other cases

n.a.

Cases closed by outcome	denied MAP access	objection is not justified	withdrawn by taxpayer	unilateral relief granted	resolved via domestic remedy	agreement fully eliminating double taxation eliminated / fully resolving taxation not in accordance with tax treaty	agreement partially eliminating double taxation / partially resolving taxation not in accordance with tax treaty	agreement that there is no taxation not in accordance with tax treaty	no agreement including agreement to disagree	any other outcome	Total
Transfer pricing cases (all)	0	0	0	0	0	0	0	0	0	0	0
Cases started before 1 January 2018	0	0	0	0	0	0	0	0	0	0	0
Cases started as from 1 January 2018	0	0	0	0	0	0	0	0	0	0	0
Other cases (all)	0	0	0	0	0	0	0	0	0	0	0
Cases started before 1 January 2018	0	0	0	0	0	0	0	0	0	0	0
Cases started as from 1 January 2018	0	0	0	0	0	0	0	0	0	0	0
All cases	0	0	0	0	0	0	0	0	0	0	0

Annex A
MAP Statistics Reporting for the 2024 Reporting Period (1 January 2024 to 31 December 2024)

	category of cases	no. of pre-2018 cases in MAP inventory on 1 January 2024	number of pre-2018 cases closed during the reporting period by outcome:									no. of pre-2018 cases remaining in on MAP inventory on 31 December 2024	average time taken (in months) for closing pre-2018 cases during the reporting period	
			denied MAP access	objection is not justified	withdrawn by taxpayer	unilateral relief granted	resolved via domestic remedy	agreement fully eliminating double taxation / fully resolving taxation not in accordance with tax treaty	agreement partially eliminating double taxation / partially resolving taxation not in accordance with tax treaty	agreement that there is no taxation not in accordance with tax treaty	no agreement including agreement to disagree			any other outcome
	Column 1	Column 2	Column 3	Column 4	Column 5	Column 6	Column 7	Column 8	Column 9	Column 10	Column 11	Column 12	Column 13	Column 14
Row 1	Attribution/ Allocation	0	0	0	0	0	0	0	0	0	0	0	0	n.a.
Row 2	Others	0	0	0	0	0	0	0	0	0	0	0	0	n.a.
Row 3	Total	0	0	0	0	0	0	0	0	0	0	0	0	n.a.
<p>Notes:</p> <p>Definition of a MAP case and counting of MAP cases According to the Dominican legislation, General Rule 10-22, establishes that Mutual Agreement Procedures (MAP) constitute a mechanism in which the Competent Authorities consult each other to resolve differences in regards with the application of international agreements to avoid double taxation.</p> <p>Category of cases The Dominican Republic categorized cases as an attribution / allocation when it is concluded with the application of the article 7 regarding to business profits.</p> <p>Potential mismatches between 2024 start inventory and 2023 end inventory</p> <p>Notes on the computation of average time General Rule 10-22,established that once the Dominican Tax Administration receives a MAP request, the start date is set. If needed, we request more information in order to issue the opening letter.</p> <p>Other Notes on Annex A</p>														

Table 1: Attribution / Allocation MAP Cases													
Treaty Partner	no. of post-2017 cases in MAP inventory on 1 January 2024	no. of post-2017 cases started during the reporting period	number of post-2017 cases closed during the reporting period by outcome:										no. of post-2017 cases remaining in MAP inventory on 31 December 2024
			denied MAP access	objection is not justified	withdrawn by taxpayer	unilateral relief granted	resolved via domestic remedy	agreement fully eliminating double taxation eliminated / fully resolving taxation not in accordance with tax treaty	agreement partially eliminating double taxation / partially resolving taxation not in accordance with tax treaty	agreement that there is no taxation not in accordance with tax treaty	no agreement including agreement to disagree	any other outcome	
Column 1	Column 2	Column 3	Column 4	Column 5	Column 6	Column 7	Column 8	Column 9	Column 10	Column 11	Column 12	Column 13	Column 14
Row 1 Treaty Partners (de minimis rule applies)	0	0	0	0	0	0	0	0	0	0	0	0	0
Row 3 Treaty Partners (Others)	0	0	0	0	0	0	0	0	0	0	0	0	0
Total	0	0	0	0	0	0	0	0	0	0	0	0	0
Notes:													

Table 2: Other MAP Cases													
Treaty Partner	no. of post-2017 cases in MAP inventory on 1 January 2024	no. of post-2017 cases started during the reporting period	number of post-2017 cases closed during the reporting period by outcome										no. of post-2017 cases remaining in MAP inventory on 31 December 2024
			denied MAP access	objection is not justified	withdrawn by taxpayer	unilateral relief granted	resolved via domestic remedy	agreement fully eliminating double taxation / fully resolving taxation not in accordance with tax treaty	agreement partially eliminating double taxation / partially resolving taxation not in accordance with tax treaty	agreement that there is no taxation not in accordance with tax treaty	no agreement including agreement to disagree	any other outcome	
Column 1	Column 2	Column 3	Column 4	Column 5	Column 6	Column 7	Column 8	Column 9	Column 10	Column 11	Column 12	Column 13	Column 14
Row 1	Treaty Partners (de minimis rule applies)	3	0	0	0	0	0	0	0	0	0	0	3
	Total	3	0	0	0	0	0	0	0	0	0	0	3
Notes:													

Table 3: All post-2017 MAP Cases pending on 31 December 2024	
Categories for age of MAP cases	Aggregate number of cases remaining in MAP inventory on 31 December 2024 falling under each category based on “Start” date
Column 1	Column 2
<2 years old	1
>=2 and <4 years old	0
>=4 and <6 years old	0
>=6 years old	2

Table 1: Attribution / Allocation MAP Cases				
Treaty Partner	average time taken (in months) for post-2017 cases from:			
	"Start" to "End"	Receipt of taxpayer's MAP request to "Start"	"Start" to Milestone 1	Milestone 1 to "End"
Column 1	Column 2	Column 3	Column 4	Column 5
Row 1 Total	n.a.	n.a.	n.a.	n.a.
Notes:				

Annex B

MAP Statistics Reporting for the 2024 Reporting Period (1 January 2024 to 31 December 2024) for Attribution/Allocation Cases

Annex to Table 1: Attribution / Allocation MAP Cases		
Stage during which the MAP case was resolved		average time taken (in months) for post-2017 cases from 'Start' to 'End'
Column 1		Column 2
Row 1	Cases closed in the Unilateral stage	n.a.
	Cases closed in the Bilateral stage	n.a.
Notes:		

Table 2: Other MAP Cases				
Treaty Partner	average time taken (in months) for post-2017 cases from:			
	"Start" to "End"	Receipt of taxpayer's MAP request to "Start"	"Start" to Milestone 1	Milestone 1 to "End"
Column 1	Column 2	Column 3	Column 4	Column 5
Row 1 Total	n.a.	n.a.	n.a.	n.a.
Notes:				

Annex B

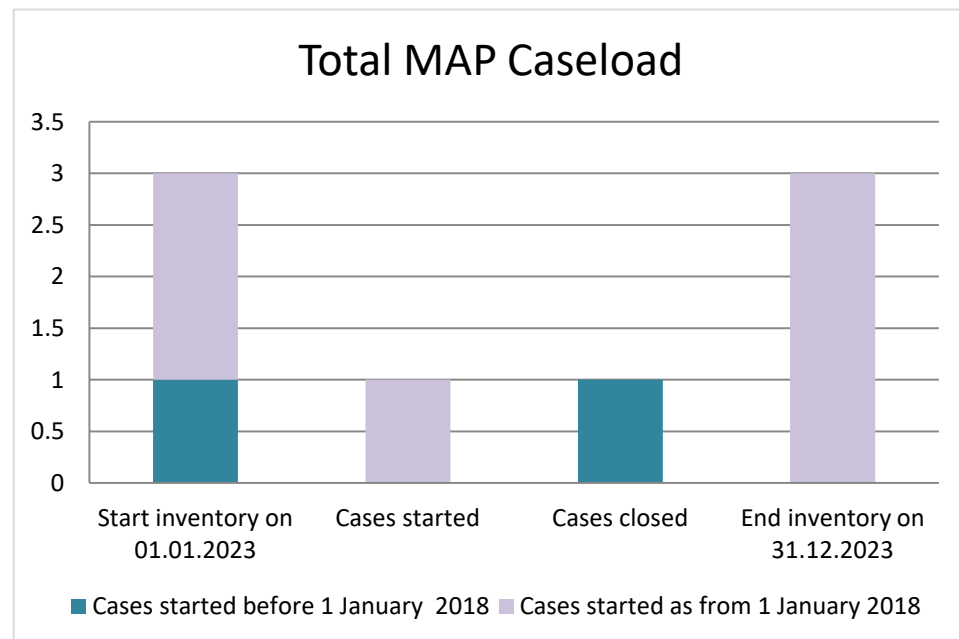
MAP Statistics Reporting for the 2024 Reporting Period (1 January 2024 to 31 December 2024) for Attribution/Allocation Cases

Annex to Table 2: Other MAP Cases	
Stage during which the MAP case was resolved	average time taken (in months) for post-2017 cases from 'Start' to 'End'
Column 1	Column 2
Row 1 Cases closed in the Unilateral stage	0.00
Cases closed in the Bilateral stage	0.00
Notes:	

Table 3: All MAP Cases				
	average time taken (in months) for post-2017 cases from:			
	"Start" to "End"	Receipt of taxpayer's MAP request to "Start"	"Start" to Milestone 1	Milestone 1 to "End"
	Column 1	Column 2	Column 3	Column 4
Row 1	Total Average Time	n.a.	n.a.	n.a.
Notes:				

Dominican Republic

Please note: If a jurisdiction has reported Advance Pricing Arrangement (APA) data, this will be contained after the MAP Statistics of the relevant year



Cases started before 1 January 2018	2023 Start inventory	Cases started	Cases closed	2023 End inventory
Transfer pricing cases	0	0	0	0
Other cases	1	0	1	0

Cases started as from 1 January 2018	2023 Start inventory	Cases started	Cases closed	2023 End inventory
Transfer pricing cases	0	0	0	0
Other cases	2	1	0	3

Average time needed to close MAP cases

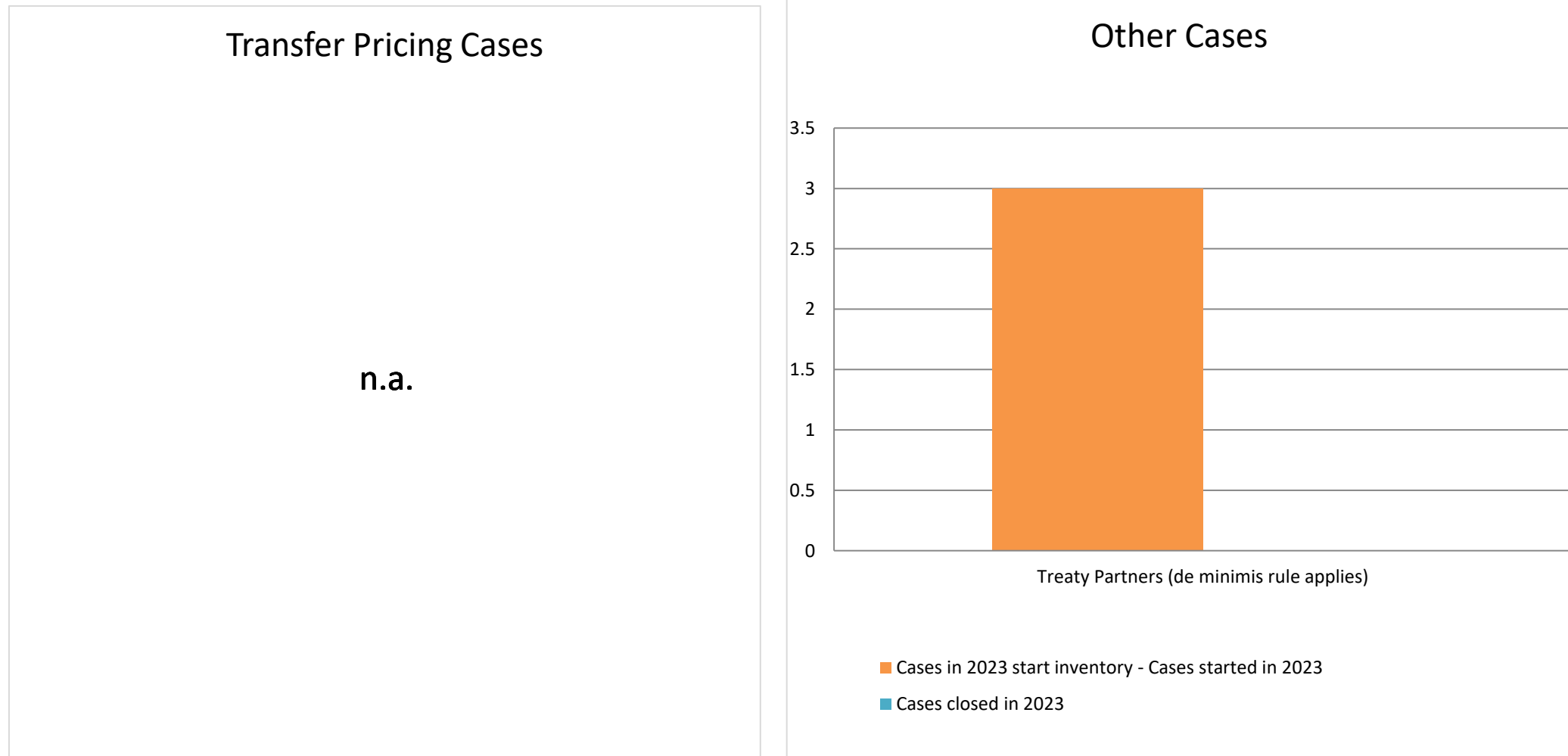
Cases started before 1 January 2018	Average time
Transfer pricing cases	n.a.
Other cases	78.44

Note: the average time taken to close MAP cases that started before 1 January 2016 was computed by applying the following rules:
 (i) start date: the date when the MAP request was received; and
 (ii) end date: either the date of the closing letter sent to the taxpayer or the date of final closure of the case if no agreement was reached.

Cases started as from 1 January 2018	Start to End	Receipt to Start	Start to Milestone 1	Milestone 1 to End
Transfer pricing cases	n.a.	n.a.	n.a.	n.a.
Other cases	n.a.	n.a.	n.a.	n.a.

Overview of MAP partners (only for cases started as from 1 January 2018)

Note: the MAP cases started before 1 January 2018 and closed in 2023 are not shown in these graphs




The label "Treaty Partners (de minimis rule applies)" applies to treaty partners with which the number of cases in start inventory plus the number of cases started is at least 5. The relevant MAP statistics are aggregated under this category.

MAP Outcomes - TP cases

n.a.

- denied MAP access
- objection is not justified
- withdrawn by taxpayer
- unilateral relief granted
- resolved via domestic remedy
- agreement fully eliminating double taxation eliminated / fully resolving taxation not in accordance with tax treaty
- agreement partially eliminating double taxation / partially resolving taxation not in accordance with tax treaty
- agreement that there is no taxation not in accordance with tax treaty
- no agreement including agreement to disagree
- any other outcome

MAP Outcomes - other cases



100%

Cases closed by outcome	denied MAP access	objection is not justified	withdrawn by taxpayer	unilateral relief granted	resolved via domestic remedy	agreement fully eliminating double taxation eliminated / fully resolving taxation not in accordance with tax treaty	agreement partially eliminating double taxation / partially resolving taxation not in accordance with tax treaty	agreement that there is no taxation not in accordance with tax treaty	no agreement including agreement to disagree	any other outcome	Total
Transfer pricing cases (all)	0	0	0	0	0	0	0	0	0	0	0
Cases started before 1 January 2018	0	0	0	0	0	0	0	0	0	0	0
Cases started as from 1 January 2018	0	0	0	0	0	0	0	0	0	0	0
Other cases (all)	0	0	0	0	0	1	0	0	0	0	1
Cases started before 1 January 2018	0	0	0	0	0	1	0	0	0	0	1
Cases started as from 1 January 2018	0	0	0	0	0	0	0	0	0	0	0
All cases	0	0	0	0	0	1	0	0	0	0	1

Annex A

MAP Statistics Reporting for the 2023 Reporting Period (1 January 2023 to 31 December 2023)

	category of cases	no. of pre-2018 cases in MAP inventory on 1 January 2023	number of pre-2018 cases closed during the reporting period by outcome:									no. of pre-2018 cases remaining in on MAP inventory on 31 December 2023	average time taken (in months) for closing pre-2018 cases during the reporting period	
			denied MAP access	objection is not justified	withdrawn by taxpayer	unilateral relief granted	resolved via domestic remedy	agreement fully eliminating double taxation / fully resolving taxation not in accordance with tax treaty	agreement partially eliminating double taxation / partially resolving taxation not in accordance with tax treaty	agreement that there is no taxation not in accordance with tax treaty	no agreement including agreement to disagree			any other outcome
	Column 1	Column 2	Column 3	Column 4	Column 5	Column 6	Column 7	Column 8	Column 9	Column 10	Column 11	Column 12	Column 13	Column 14
Row 1	Attribution/ Allocation	0	0	0	0	0	0	0	0	0	0	0	0	n.a.
Row 2	Others	1	0	0	0	0	0	1	0	0	0	0	0	78.44
Row 3	Total	1	0	0	0	0	0	1	0	0	0	0	0	78.44
	Notes:													
	Definition of a MAP case and counting of MAP cases		According to the Dominican legislation, the norm 10-22, stablish that Mutual Agreement Procedures (MAP) constitute a mechanism in which the Competent Authorities consult each other to resolve differences in relation to the application of international agreements to avoid double taxation.											
	Category of cases		The Dominican Republic categorized cases as an attribution / allocation when it is concluded with the application of the article 7 regarding to business profits.											
	Notes on the computation of average time		According to the Dominican legislation, the norm 10-22, once the Dominica Tax Administration receive a MAP request the start date is set, if needed we request more information in order to issue of the opening letter.											

Annex B

MAP Statistics Reporting for the 2023 Reporting Period (1 January 2023 to 31 December 2023) for Attribution/Allocation Cases

	Table 1: Attribution / Allocation MAP Cases													
	Treaty Partner	no. of post-2017 cases in MAP inventory on 1 January 2023	no. of post-2017 cases started during the reporting period	number of post-2017 cases closed during the reporting period by outcome:										no. of post-2017 cases remaining in MAP inventory on 31 December 2023
				denied MAP access	objection is not justified	withdrawn by taxpayer	unilateral relief granted	resolved via domestic remedy	agreement fully eliminating double taxation eliminated / fully resolving taxation not in accordance with tax treaty	agreement partially eliminating double taxation / partially resolving taxation not in accordance with tax treaty	agreement that there is no taxation not in accordance with tax treaty	no agreement including agreement to disagree	any other outcome	
	Column 1	Column 2	Column 3	Column 4	Column 5	Column 6	Column 7	Column 8	Column 9	Column 10	Column 11	Column 12	Column 13	Column 14
Row 1	Treaty Partners (de minimis rule applies)	0	0	0	0	0	0	0	0	0	0	0	0	0
Row 3	Treaty Partners (Others)	0	0	0	0	0	0	0	0	0	0	0	0	0
	Total	0	0	0	0	0	0	0	0	0	0	0	0	0
	Notes:													

Annex B

MAP Statistics Reporting for the 2023 Reporting Period (1 January 2023 to 31 December 2023) for other Cases

Table 2: Other MAP Cases													
Treaty Partner	no. of post-2017 cases in MAP inventory on 1 January 2023	no. of post-2017 cases started during the reporting period	number of post-2017 cases closed during the reporting period by outcome										no. of post-2017 cases remaining in MAP inventory on 31 December 2023
			denied MAP access	objection is not justified	withdrawn by taxpayer	unilateral relief granted	resolved via domestic remedy	agreement fully eliminating double taxation / fully resolving taxation not in accordance with tax treaty	agreement partially eliminating double taxation / partially resolving taxation not in accordance with tax treaty	agreement that there is no taxation not in accordance with tax treaty	no agreement including agreement to disagree	any other outcome	
Column 1	Column 2	Column 3	Column 4	Column 5	Column 6	Column 7	Column 8	Column 9	Column 10	Column 11	Column 12	Column 13	Column 14
Row 1	Treaty Partners (de minimis rule applies)	2	1	0	0	0	0	0	0	0	0	0	3
	Total	2	1	0	0	0	0	0	0	0	0	0	3
Notes:													

Annex B

MAP Statistics Reporting for the 2023 Reporting Period (1 January 2023 to 31 December 2023) for all MAP cases

Table 3: Table 3: All post-2017 MAP Cases pending on 31 December 2023	
Categories for age of MAP cases	Aggregate number of cases remaining in MAP inventory on 31 December 2023 falling under each category based on “Start” date
Column 1	Column 2
<2 years old	1
>=2 and <4 years old	0
>=4 and <6 years old	2
>=6 years old	0

Annex B

MAP Statistics Reporting for the 2023 Reporting Period (1 January 2023 to 31 December 2023) for Attribution/Allocation Cases

	Table 1: Attribution / Allocation MAP Cases				
	Treaty Partner	average time taken (in months) for post-2017 cases from:			
		"Start" to "End"	Receipt of taxpayer's MAP request to "Start"	"Start" to Milestone 1	Milestone 1 to "End"
	Column 1	Column 2	Column 3	Column 4	Column 5
Row 1	Total	n.a.	n.a.	n.a.	n.a.
	<u>Notes:</u>				

Annex B

MAP Statistics Reporting for the 2023 Reporting Period (1 January 2023 to 31 December 2023) for Attribution/Allocation Cases

Annex to Table 1: Attribution / Allocation MAP Cases		
Stage during which the MAP case was resolved		average time taken (in months) for post-2017 cases from 'Start' to 'End'
Column 1		Column 2
Row 1	Cases closed in the Unilateral stage	n.a.
	Cases closed in the Bilateral stage	n.a.
Notes:		

Annex B

MAP Statistics Reporting for the 2023 Reporting Period (1 January 2023 to 31 December 2023) for other Cases

Table 2: Other MAP Cases				
Treaty Partner	average time taken (in months) for post-2017 cases from:			
	"Start" to "End"	Receipt of taxpayer's MAP request to "Start"	"Start" to Milestone 1	Milestone 1 to "End"
Column 1	Column 2	Column 3	Column 4	Column 5
Row 1 Total	n.a.	n.a.	n.a.	n.a.
Notes:				

Annex B

MAP Statistics Reporting for the 2023 Reporting Period (1 January 2023 to 31 December 2023) for Attribution/Allocation Cases

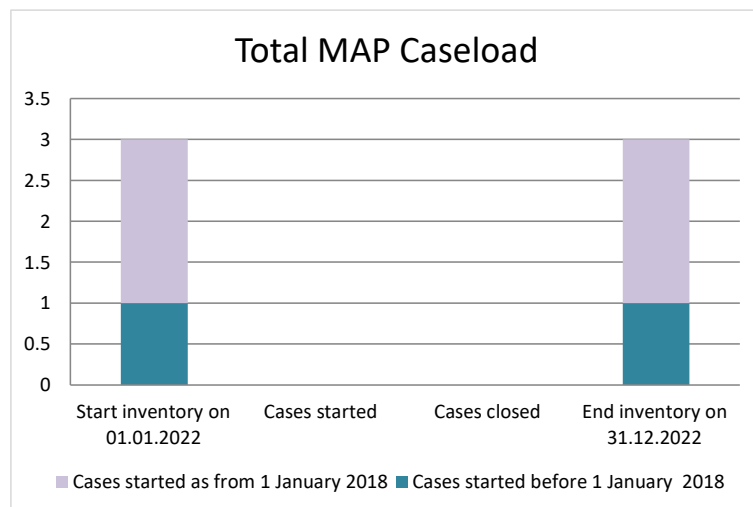
Annex to Table 2: Other MAP Cases	
Stage during which the MAP case was resolved	average time taken (in months) for post-2017 cases from 'Start' to 'End'
Column 1	Column 2
Row 1 Cases closed in the Unilateral stage	n.a.
Cases closed in the Bilateral stage	n.a.
Notes:	

Annex B

MAP Statistics Reporting for the 2023 Reporting Period (1 January 2023 to 31 December 2023) for all Cases

Table 3: All MAP Cases				
	average time taken (in months) for post-2017 cases from:			
	"Start" to "End"	Receipt of taxpayer's MAP request to "Start"	"Start" to Milestone 1	Milestone 1 to "End"
	Column 1	Column 2	Column 3	Column 4
Row 1	Total Average Time	n.a.	n.a.	n.a.
Notes:				

Dominican Republic



Cases started before 1 January 2018	2022 Start inventory	Cases started	Cases closed	2022 End inventory
Transfer pricing cases	0	0	0	0
Other cases	1	0	0	1

Cases started as from 1 January 2018	2022 Start inventory	Cases started	Cases closed	2022 End inventory
Transfer pricing cases	0	0	0	0
Other cases	2	0	0	2


Average time needed to close MAP cases

Cases started before 1 January 2018	Average time
Transfer pricing cases	n.a.
Other cases	n.a.

Cases started as from 1 January 2018	Start to End	Receipt to Start	Start to Milestone 1	Milestone 1 to End
Transfer pricing cases	n.a.	n.a.	n.a.	n.a.
Other cases	n.a.	n.a.	n.a.	n.a.

Overview of MAP partners (only for cases started as from 1 January 2018)

Note: the MAP cases started before 1 January 2018 and closed in 2022 are not shown in these graphs



The label "Treaty Partners (de minimis rule applies)" applies to treaty partners with which the number of cases in start inventory plus the number of cases started is at least 5. The relevant MAP statistics are aggregated under this category.

MAP Outcomes - TP cases	MAP Outcomes - other cases
n.a.	n.a.

Cases closed by outcome	denied MAP access	objection is not justified	withdrawn by taxpayer	unilateral relief granted	resolved via domestic remedy	agreement fully eliminating double taxation eliminated / fully resolving taxation not in accordance with tax treaty	agreement partially eliminating double taxation / partially resolving taxation not in accordance with tax treaty	agreement that there is no taxation not in accordance with tax treaty	no agreement including agreement to disagree	any other outcome	Total
Transfer pricing cases (all)	0	0	0	0	0	0	0	0	0	0	0
Cases started before 1 January 2018	0	0	0	0	0	0	0	0	0	0	0
Cases started as from 1 January 2018	0	0	0	0	0	0	0	0	0	0	0
Other cases (all)	0	0	0	0	0	0	0	0	0	0	0
Cases started before 1 January 2018	0	0	0	0	0	0	0	0	0	0	0
Cases started as from 1 January 2018	0	0	0	0	0	0	0	0	0	0	0
All cases	0	0	0	0	0	0	0	0	0	0	0

Annex A

MAP Statistics Reporting for the 2022 Reporting Period (1 January 2022 to 31 December 2022)

	category of cases	no. of pre-2018 cases in MAP inventory on 1 January 2022	number of pre-2018 cases closed during the reporting period by outcome:										no. of pre-2018 cases remaining in on MAP inventory on 31 December 2022	average time taken (in months) for closing pre-2018 cases during the reporting period
			denied MAP access	objection is not justified	withdrawn by taxpayer	unilateral relief granted	resolved via domestic remedy	agreement fully eliminating double taxation / fully resolving taxation not in accordance with tax treaty	agreement partially eliminating double taxation / partially resolving taxation not in accordance with tax treaty	agreement that there is no taxation not in accordance with tax treaty	no agreement including agreement to disagree	any other outcome		
	Column 1	Column 2	Column 3	Column 4	Column 5	Column 6	Column 7	Column 8	Column 9	Column 10	Column 11	Column 12	Column 13	Column 14
Row 1	Attribution/ Allocation	0	0	0	0	0	0	0	0	0	0	0	0	n.a.
Row 2	Others	1	0	0	0	0	0	0	0	0	0	0	1	n.a.
Row 3	Total	1	0	0	0	0	0	0	0	0	0	0	1	n.a.
<u>Notes:</u>														
Definition of a MAP case and counting of MAP cases			A MAP Case is one arising from a request made by a person pursuant to the MAP provisions of a tax convention. The case included was initiated Pre-2018 and, as such, is included in this Annex.											
Category of cases			The case was categorized as "other case" and refers to withholding taxes.											

Table 1: Attribution / Allocation MAP Cases													
Treaty Partner	no. of post-2017 cases in MAP inventory on 1 January 2022	no. of post-2017 cases started during the reporting period	number of post-2017 cases closed during the reporting period by outcome:										no. of post-2017 cases remaining in MAP inventory on 31 December 2022
			denied MAP access	objection is not justified	withdrawn by taxpayer	unilateral relief granted	resolved via domestic remedy	agreement fully eliminating double taxation eliminated / fully resolving taxation not in accordance with tax treaty	agreement partially eliminating double taxation / partially resolving taxation not in accordance with tax treaty	agreement that there is no taxation not in accordance with tax treaty	no agreement including agreement to disagree	any other outcome	
Column 1	Column 2	Column 3	Column 4	Column 5	Column 6	Column 7	Column 8	Column 9	Column 10	Column 11	Column 12	Column 13	Column 14
Row 1	Total	0	0	0	0	0	0	0	0	0	0	0	0
Notes:													

Table 2: Other MAP Cases													
Treaty Partner	no. of post-2017 cases in MAP inventory on 1 January 2022	no. of post-2017 cases started during the reporting period	number of post-2017 cases closed during the reporting period by outcome										no. of post-2017 cases remaining in MAP inventory on 31 December 2022
			denied MAP access	objection is not justified	withdrawn by taxpayer	unilateral relief granted	resolved via domestic remedy	agreement fully eliminating double taxation / fully resolving taxation not in accordance with tax treaty	agreement partially eliminating double taxation / partially resolving taxation not in accordance with tax treaty	agreement that there is no taxation not in accordance with tax treaty	no agreement including agreement to disagree	any other outcome	
Column 1	Column 2	Column 3	Column 4	Column 5	Column 6	Column 7	Column 8	Column 9	Column 10	Column 11	Column 12	Column 13	Column 14
Treaty Partners (de minimis rule applies)	2	0	0	0	0	0	0	0	0	0	0	0	2
Total	2	0	0	0	0	0	0	0	0	0	0	0	2
Notes:													

Annex B

MAP Statistics Reporting for the 2022 Reporting Period (1 January 2022 to 31 December 2022) for Attribution/Allocation Cases

Table 1: Attribution / Allocation MAP Cases				
Treaty Partner	average time taken (in months) for post-2017 cases from:			
	"Start" to "End"	Receipt of taxpayer's MAP request to "Start"	"Start" to Milestone 1	Milestone 1 to "End"
Column 1	Column 2	Column 3	Column 4	Column 5
Row 1 Total	n.a.	n.a.	n.a.	n.a.
Notes:				

Annex B

MAP Statistics Reporting for the 2022 Reporting Period (1 January 2022 to 31 December 2022) for other Cases

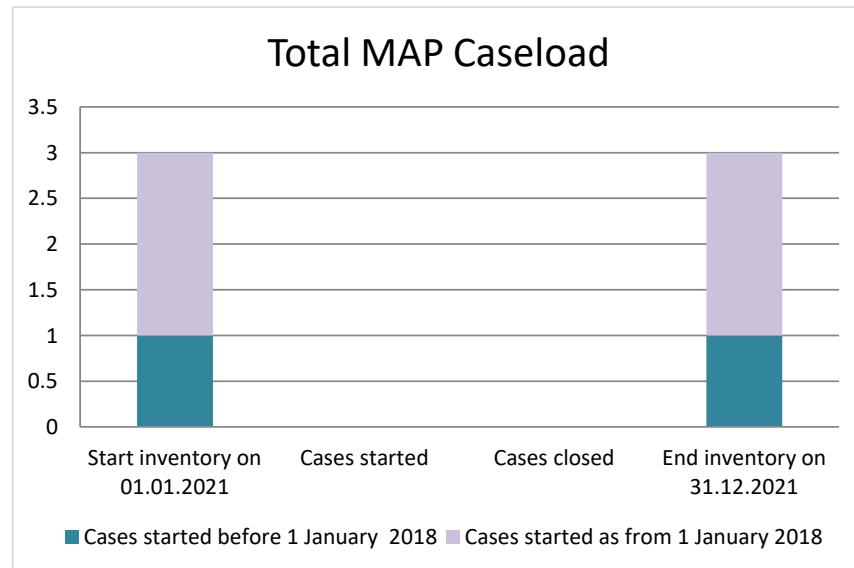
Table 2: Other MAP Cases				
Treaty Partner	average time taken (in months) for post-2017 cases from:			
	"Start" to "End"	Receipt of taxpayer's MAP request to "Start"	"Start" to Milestone 1	Milestone 1 to "End"
Column 1	Column 2	Column 3	Column 4	Column 5
Row 1 Total	n.a.	n.a.	n.a.	n.a.
Notes:				

Annex B

MAP Statistics Reporting for the 2022 Reporting Period (1 January 2022 to 31 December 2022 for all Cases

Table 3: All MAP Cases				
	average time taken (in months) for post-2017 cases from:			
	"Start" to "End"	Receipt of taxpayer's MAP request to "Start"	"Start" to Milestone 1	Milestone 1 to "End"
	Column 1	Column 2	Column 3	Column 4
Row 1	Total Average Time	n.a.	n.a.	n.a.
Notes:				

Dominican Republic



Cases started before 1 January 2018	2021 Start inventory	Cases started	Cases closed	2021 End inventory
Transfer pricing cases	0	0	0	0
Other cases	1	0	0	1

Cases started as from 1 January 2018	2021 Start inventory	Cases started	Cases closed	2021 End inventory
Transfer pricing cases	0	0	0	0
Other cases	2	0	0	2


Average time needed to close MAP cases

Cases started before 1 January 2018	Average time
Transfer pricing cases	n.a.
Other cases	n.a.

Cases started as from 1 January 2018	Start to End	Receipt to Start	Start to Milestone 1	Milestone 1 to End
Transfer pricing cases	n.a.	n.a.	n.a.	n.a.
Other cases	n.a.	n.a.	n.a.	n.a.

Overview of MAP partners (only for cases started as from 1 January 2018)

Note: the MAP cases started before 1 January 2018 and closed in 2021 are not shown in these graphs



The label "Treaty Partners (de minimis rule applies)" applies to treaty partners with which the number of cases in start inventory plus the number of cases started is less than 5. The relevant MAP statistics are aggregated under this category.

MAP Outcomes - TP cases	MAP Outcomes - other cases
n.a.	n.a.

Cases closed by outcome	denied MAP access	objection is not justified	withdrawn by taxpayer	unilateral relief granted	resolved via domestic remedy	agreement fully eliminating double taxation eliminated / fully resolving taxation not in accordance with tax treaty	agreement partially eliminating double taxation / partially resolving taxation not in accordance with tax treaty	agreement that there is no taxation not in accordance with tax treaty	no agreement including agreement to disagree	any other outcome	Total
Transfer pricing cases (all)	0	0	0	0	0	0	0	0	0	0	0
Cases started before 1 January 2018	0	0	0	0	0	0	0	0	0	0	0
Cases started as from 1 January 2018	0	0	0	0	0	0	0	0	0	0	0
Other cases (all)	0	0	0	0	0	0	0	0	0	0	0
Cases started before 1 January 2018	0	0	0	0	0	0	0	0	0	0	0
Cases started as from 1 January 2018	0	0	0	0	0	0	0	0	0	0	0
All cases	0	0	0	0	0	0	0	0	0	0	0

Annex A

MAP Statistics Reporting for the 2021 Reporting Period (1 January 2021 to 31 December 2021)

	category of cases	no. of pre-2018 cases in MAP inventory on 1 January 2021	number of pre-2018 cases closed during the reporting period by outcome:									no. of pre-2018 cases remaining in on MAP inventory on 31 December 2021	average time taken (in months) for closing pre-2018 cases during the reporting period	
			denied MAP access	objection is not justified	withdrawn by taxpayer	unilateral relief granted	resolved via domestic remedy	agreement fully eliminating double taxation / fully resolving taxation not in accordance with tax treaty	agreement partially eliminating double taxation / partially resolving taxation not in accordance with tax treaty	agreement that there is no taxation not in accordance with tax treaty	no agreement including agreement to disagree			any other outcome
	Column 1	Column 2	Column 3	Column 4	Column 5	Column 6	Column 7	Column 8	Column 9	Column 10	Column 11	Column 12	Column 13	Column 14
Row 1	Attribution/ Allocation	0	0	0	0	0	0	0	0	0	0	0	0	n.a.
Row 2	Others	1	0	0	0	0	0	0	0	0	0	0	1	n.a.
Row 3	Total	1	0	0	0	0	0	0	0	0	0	0	1	n.a.
	Notes:													

Table 1: Attribution / Allocation MAP Cases													
Treaty Partner	no. of post-2017 cases in MAP inventory on 1 January 2021	no. of post-2017 cases started during the reporting period	number of post-2017 cases closed during the reporting period by outcome:										no. of post-2017 cases remaining in MAP inventory on 31 December 2021
			denied MAP access	objection is not justified	withdrawn by taxpayer	unilateral relief granted	resolved via domestic remedy	agreement fully eliminating double taxation eliminated / fully resolving taxation not in accordance with tax treaty	agreement partially eliminating double taxation / partially resolving taxation not in accordance with tax treaty	agreement that there is no taxation not in accordance with tax treaty	no agreement including agreement to disagree	any other outcome	
Column 1	Column 2	Column 3	Column 4	Column 5	Column 6	Column 7	Column 8	Column 9	Column 10	Column 11	Column 12	Column 13	Column 14
Total	0	0	0	0	0	0	0	0	0	0	0	0	0
Notes:													

Annex B

MAP Statistics Reporting for the 2021 Reporting Period (1 January 2021 to 31 December 2021) for other Cases

Table 2: Other MAP Cases													
Treaty Partner	no. of post-2017 cases in MAP inventory on 1 January 2021	no. of post-2017 cases started during the reporting period	number of post-2017 cases closed during the reporting period by outcome										no. of post-2017 cases remaining in MAP inventory on 31 December 2021
			denied MAP access	objection is not justified	withdrawn by taxpayer	unilateral relief granted	resolved via domestic remedy	agreement fully eliminating double taxation / fully resolving taxation not in accordance with tax treaty	agreement partially eliminating double taxation / partially resolving taxation not in accordance with tax treaty	agreement that there is no taxation not in accordance with tax treaty	no agreement including agreement to disagree	any other outcome	
Column 1	Column 2	Column 3	Column 4	Column 5	Column 6	Column 7	Column 8	Column 9	Column 10	Column 11	Column 12	Column 13	Column 14
Treaty Partners (de minimis rule applies)	2	0	0	0	0	0	0	0	0	0	0	0	2
Total	2	0	0	0	0	0	0	0	0	0	0	0	2
Notes:													

Annex B

MAP Statistics Reporting for the 2021 Reporting Period (1 January 2021 to 31 December 2021) for Attribution/Allocation Cases

Table 1: Attribution / Allocation MAP Cases				
Treaty Partner	average time taken (in months) for post-2017 cases from:			
	"Start" to "End"	Receipt of taxpayer's MAP request to "Start"	"Start" to Milestone 1	Milestone 1 to "End"
Column 1	Column 2	Column 3	Column 4	Column 5
Row 1 Total	n.a.	n.a.	n.a.	n.a.
Notes:				

Annex B

MAP Statistics Reporting for the 2021 Reporting Period (1 January 2021 to 31 December 2021) for other Cases

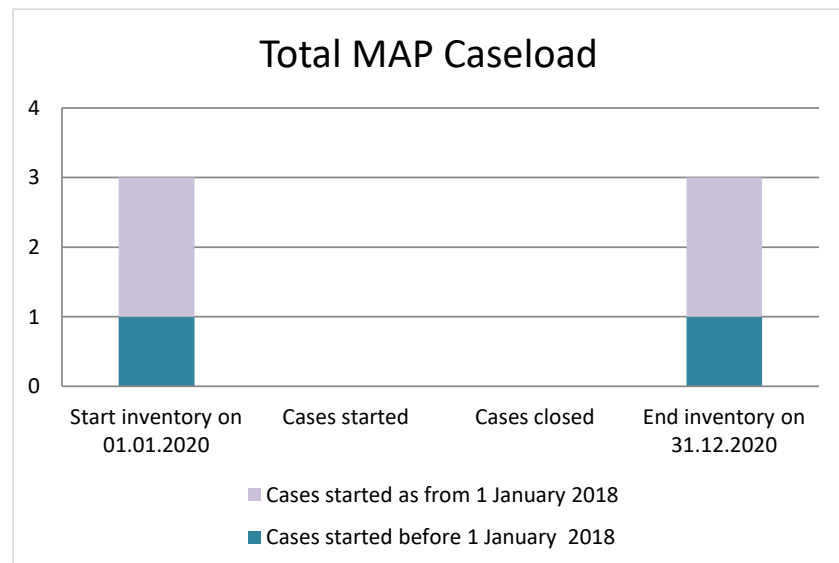
Table 2: Other MAP Cases				
Treaty Partner	average time taken (in months) for post-2017 cases from:			
	"Start" to "End"	Receipt of taxpayer's MAP request to "Start"	"Start" to Milestone 1	Milestone 1 to "End"
Column 1	Column 2	Column 3	Column 4	Column 5
Row 1 Total	n.a.	n.a.	n.a.	n.a.
Notes:				

Annex B

MAP Statistics Reporting for the 2021 Reporting Period (1 January 2021 to 31 December 2021) for all Cases

Table 3: All MAP Cases				
	average time taken (in months) for post-2017 cases from:			
	"Start" to "End"	Receipt of taxpayer's MAP request to "Start"	"Start" to Milestone 1	Milestone 1 to "End"
	Column 1	Column 2	Column 3	Column 4
Row 1	Total Average Time	n.a.	n.a.	n.a.
Notes:				

Dominican Republic



Cases started before 1 January 2018	2020 Start inventory	Cases started	Cases closed	2020 End inventory
Transfer pricing cases	0	0	0	0
Other cases	1	0	0	1

Cases started as from 1 January 2018	2020 Start inventory	Cases started	Cases closed	2020 End inventory
Transfer pricing cases	0	0	0	0
Other cases	2	0	0	2

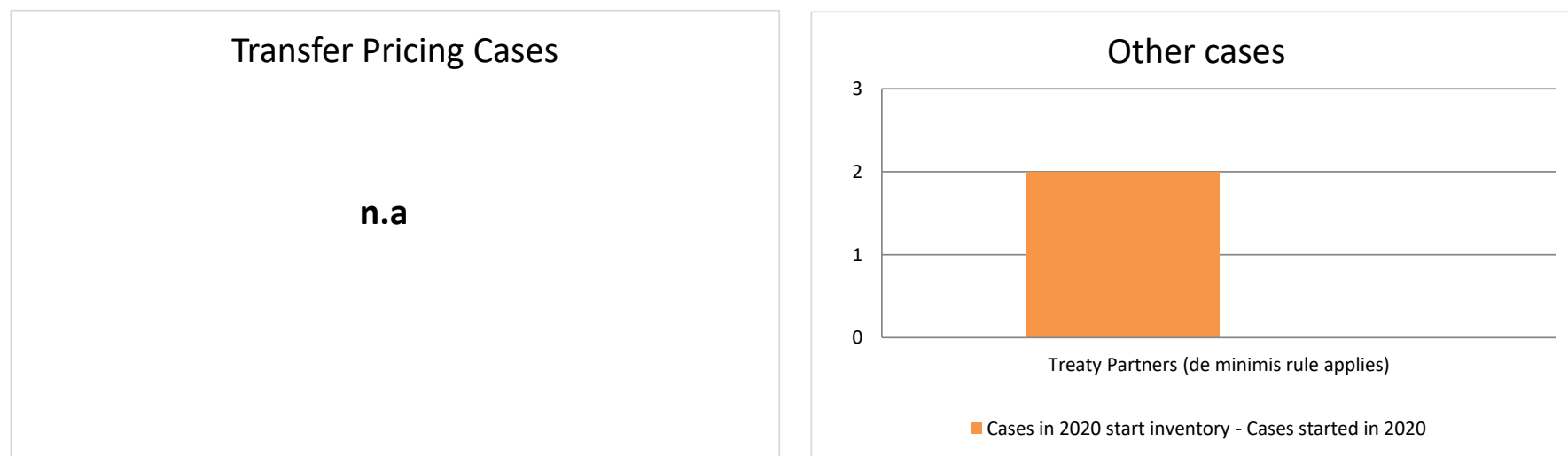
Average time needed to close MAP cases

Cases started before 1 January 2018	Average time
Transfer pricing cases	n.a.
Other cases	n.a.

Cases started as from 1 January 2018	Start to End	Receipt to Start	Start to Milestone 1	Milestone 1 to End
Transfer pricing cases	n.a.	n.a.	n.a.	n.a.
Other cases	n.a.	n.a.	n.a.	n.a.

Overview of MAP partners (only for cases started as from 1 January 2018)

Note: the MAP cases started before 1 January 2018 and closed in 2020 are not shown in these graphs



The label "Treaty Partners (de minimis rule applies)" applies to treaty partners with which the number of cases in start inventory plus the number of cases started is at least 5. The relevant MAP statistics are aggregated under this category.

MAP Outcomes - TP cases	MAP Outcomes - other cases
n.a.	n.a.

Cases closed by outcome	denied MAP access	objection is not justified	withdrawn by taxpayer	unilateral relief granted	resolved via domestic remedy	agreement fully eliminating double taxation eliminated / fully resolving taxation not in accordance with tax treaty	agreement partially eliminating double taxation / partially resolving taxation not in accordance with tax treaty	agreement that there is no taxation not in accordance with tax treaty	no agreement including agreement to disagree	any other outcome	Total
Transfer pricing cases (all)	0	0	0	0	0	0	0	0	0	0	0
Cases started before 1 January 2018	0	0	0	0	0	0	0	0	0	0	0
Cases started as from 1 January 2018	0	0	0	0	0	0	0	0	0	0	0
Other cases (all)	0	0	0	0	0	0	0	0	0	0	0
Cases started before 1 January 2018	0	0	0	0	0	0	0	0	0	0	0
Cases started as from 1 January 2018	0	0	0	0	0	0	0	0	0	0	0
All cases	0	0	0	0	0	0	0	0	0	0	0

Annex A

MAP Statistics Reporting for the 2020 Reporting Period (1 January 2020 to 31 December 2020)

	category of cases	no. of pre-2018 cases in MAP inventory on 1 January 2020	number of pre-2018 cases closed during the reporting period by outcome:									no. of pre-2018 cases remaining in on MAP inventory on 31 December 2020	average time taken (in months) for closing pre-2018 cases during the reporting period	
			denied MAP access	objection is not justified	withdrawn by taxpayer	unilateral relief granted	resolved via domestic remedy	agreement fully eliminating double taxation / fully resolving taxation not in accordance with tax treaty	agreement partially eliminating double taxation / partially resolving taxation not in accordance with tax treaty	agreement that there is no taxation not in accordance with tax treaty	no agreement including agreement to disagree			any other outcome
	Column 1	Column 2	Column 3	Column 4	Column 5	Column 6	Column 7	Column 8	Column 9	Column 10	Column 11	Column 12	Column 13	Column 14
Row 1	Attribution/ Allocation	0	0	0	0	0	0	0	0	0	0	0	0	n.a.
Row 2	Others	1	0	0	0	0	0	0	0	0	0	0	1	n.a.
Row 3	Total	1	0	0	0	0	0	0	0	0	0	0	1	n.a.
	Notes:													

Annex B

MAP Statistics Reporting for the 2020 Reporting Period (1 January 2020 to 31 December 2020) for Attribution/Allocation Cases

Table 1: Attribution / Allocation MAP Cases													
Treaty Partner	no. of post-2017 cases in MAP inventory on 1 January 2020	no. of post-2017 cases started during the reporting period	number of post-2017 cases closed during the reporting period by outcome:										no. of post-2017 cases remaining in MAP inventory on 31 December 2020
			denied MAP access	objection is not justified	withdrawn by taxpayer	unilateral relief granted	resolved via domestic remedy	agreement fully eliminating double taxation eliminated / fully resolving taxation not in accordance with tax treaty	agreement partially eliminating double taxation / partially resolving taxation not in accordance with tax treaty	agreement that there is no taxation not in accordance with tax treaty	no agreement including agreement to disagree	any other outcome	
Column 1	Column 2	Column 3	Column 4	Column 5	Column 6	Column 7	Column 8	Column 9	Column 10	Column 11	Column 12	Column 13	Column 14
Total	0	0	0	0	0	0	0	0	0	0	0	0	0
Notes:													

Annex B

MAP Statistics Reporting for the 2020 Reporting Period (1 January 2020 to 31 December 2020) for other Cases

Table 2: Other MAP Cases													
Treaty Partner	no. of post-2017 cases in MAP inventory on 1 January 2020	no. of post-2017 cases started during the reporting period	number of post-2017 cases closed during the reporting period by outcome										no. of post-2017 cases remaining in MAP inventory on 31 December 2020
			denied MAP access	objection is not justified	withdrawn by taxpayer	unilateral relief granted	resolved via domestic remedy	agreement fully eliminating double taxation / fully resolving taxation not in accordance with tax treaty	agreement partially eliminating double taxation / partially resolving taxation not in accordance with tax treaty	agreement that there is no taxation not in accordance with tax treaty	no agreement including agreement to disagree	any other outcome	
Column 1	Column 2	Column 3	Column 4	Column 5	Column 6	Column 7	Column 8	Column 9	Column 10	Column 11	Column 12	Column 13	Column 14
Treaty Partners (de minimis rule applies)	2	0	0	0	0	0	0	0	0	0	0	0	2
Total	2	0	0	0	0	0	0	0	0	0	0	0	2
Notes:													

Annex B

MAP Statistics Reporting for the 2020 Reporting Period (1 January 2020 to 31 December 2020) for Attribution/Allocation Cases

Table 1: Attribution / Allocation MAP Cases				
Treaty Partner	average time taken (in months) for post-2017 cases from:			
	"Start" to "End"	Receipt of taxpayer's MAP request to "Start"	"Start" to Milestone 1	Milestone 1 to "End"
Column 1	Column 2	Column 3	Column 4	Column 5
Row 1 Total	n.a.	n.a.	n.a.	n.a.
Notes:				

Annex B

MAP Statistics Reporting for the 2020 Reporting Period (1 January 2020 to 31 December 2020) for other Cases

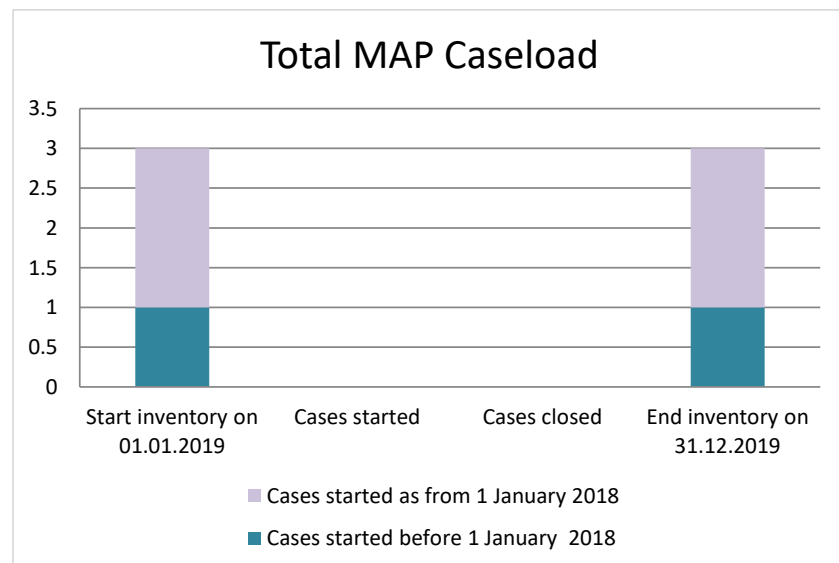
Table 2: Other MAP Cases				
Treaty Partner	average time taken (in months) for post-2017 cases from:			
	"Start" to "End"	Receipt of taxpayer's MAP request to "Start"	"Start" to Milestone 1	Milestone 1 to "End"
Column 1	Column 2	Column 3	Column 4	Column 5
Row 1 Total	n.a.	n.a.	n.a.	n.a.
Notes:				

Annex B

MAP Statistics Reporting for the 2020 Reporting Period (1 January 2020 to 31 December 2020) for all Cases

Table 3: All MAP Cases				
	average time taken (in months) for post-2017 cases from:			
	"Start" to "End"	Receipt of taxpayer's MAP request to "Start"	"Start" to Milestone 1	Milestone 1 to "End"
	Column 1	Column 2	Column 3	Column 4
Row 1	Total Average Time	n.a.	n.a.	n.a.
Notes:				

Dominican Republic



Cases started before 1 January 2018	2019 Start inventory	Cases started	Cases closed	2019 End inventory
Transfer pricing cases	0	0	0	0
Other cases	1	0	0	1

Cases started as from 1 January 2018	2019 Start inventory	Cases started	Cases closed	2019 End inventory
Transfer pricing cases	0	0	0	0
Other cases	2	0	0	2

Average time needed to close MAP cases

Cases started before 1 January 2018	Average time
Transfer pricing cases	n.a.
Other cases	n.a.

Cases started as from 1 January 2018	Start to End	Receipt to Start	Start to Milestone 1	Milestone 1 to End
Transfer pricing cases	n.a.	n.a.	n.a.	n.a.
Other cases	n.a.	n.a.	n.a.	n.a.

Overview of MAP partners (only for cases started as from 1 January 2018)

Note: the MAP cases started before 1 January 2018 and closed in 2019 are not shown in these graphs



The label "Treaty Partners (de minimis rule applies)" applies to treaty partners with which the number of cases in start inventory plus the number of cases started is at least 5. The relevant MAP statistics are aggregated under this category.

The label "Treaty Partners (Others)" applies to treaty partners that are not reporting MAP statistics for the reporting period. The relevant MAP statistics are aggregated under this category.



Cases closed by outcome	denied MAP access	objection is not justified	withdrawn by taxpayer	unilateral relief granted	resolved via domestic remedy	agreement fully eliminating double taxation eliminated / fully resolving taxation not in accordance with tax treaty	agreement partially eliminating double taxation / partially resolving taxation not in accordance with tax treaty	agreement that there is no taxation not in accordance with tax treaty	no agreement including agreement to disagree	any other outcome	Total
Transfer pricing cases (all)	0	0	0	0	0	0	0	0	0	0	0
Cases started before 1 January 2018	0	0	0	0	0	0	0	0	0	0	0
Cases started as from 1 January 2018	0	0	0	0	0	0	0	0	0	0	0
Other cases (all)	0	0	0	0	0	0	0	0	0	0	0
Cases started before 1 January 2018	0	0	0	0	0	0	0	0	0	0	0
Cases started as from 1 January 2018	0	0	0	0	0	0	0	0	0	0	0
All cases	0	0	0	0	0	0	0	0	0	0	0

Annex A

MAP Statistics Reporting for the 2019 Reporting Period (1 January 2019 to 31 December 2019)

	category of cases	no. of pre-2018 cases in MAP inventory on 1 January 2019	number of pre-2018 cases closed during the reporting period by outcome:										no. of pre-2018 cases remaining in on MAP inventory on 31 December 2019	average time taken (in months) for closing pre-2018 cases during the reporting period
			denied MAP access	objection is not justified	withdrawn by taxpayer	unilateral relief granted	resolved via domestic remedy	agreement fully eliminating double taxation / fully resolving taxation not in accordance with tax treaty	agreement partially eliminating double taxation / partially resolving taxation not in accordance with tax treaty	agreement that there is no taxation not in accordance with tax treaty	no agreement including agreement to disagree	any other outcome		
	Column 1	Column 2	Column 3	Column 4	Column 5	Column 6	Column 7	Column 8	Column 9	Column 10	Column 11	Column 12	Column 13	Column 14
Row 1	Attribution/ Allocation	0	0	0	0	0	0	0	0	0	0	0	0	n.a.
Row 2	Others	1	0	0	0	0	0	0	0	0	0	0	1	n.a.
Row 3	Total	1	0	0	0	0	0	0	0	0	0	0	1	n.a.
	Notes:													

Table 1: Attribution / Allocation MAP Cases													
Treaty Partner	no. of post-2017 cases in MAP inventory on 1 January 2019	no. of post-2017 cases started during the reporting period	number of post-2017 cases closed during the reporting period by outcome:										no. of post-2017 cases remaining in MAP inventory on 31 December 2019
			denied MAP access	objection is not justified	withdrawn by taxpayer	unilateral relief granted	resolved via domestic remedy	agreement fully eliminating double taxation eliminated / fully resolving taxation not in accordance with tax treaty	agreement partially eliminating double taxation / partially resolving taxation not in accordance with tax treaty	agreement that there is no taxation not in accordance with tax treaty	no agreement including agreement to disagree	any other outcome	
Column 1	Column 2	Column 3	Column 4	Column 5	Column 6	Column 7	Column 8	Column 9	Column 10	Column 11	Column 12	Column 13	Column 14
Row 1	Total	0	0	0	0	0	0	0	0	0	0	0	0
Notes:													

Annex B

MAP Statistics Reporting for the 2019 Reporting Period (1 January 2019 to 31 December 2019) for other Cases

Table 2: Other MAP Cases													
Treaty Partner	no. of post-2017 cases in MAP inventory on 1 January 2019	no. of post-2017 cases started during the reporting period	number of post-2017 cases closed during the reporting period by outcome										no. of post-2017 cases remaining in MAP inventory on 31 December 2019
			denied MAP access	objection is not justified	withdrawn by taxpayer	unilateral relief granted	resolved via domestic remedy	agreement fully eliminating double taxation / fully resolving taxation not in accordance with tax treaty	agreement partially eliminating double taxation / partially resolving taxation not in accordance with tax treaty	agreement that there is no taxation not in accordance with tax treaty	no agreement including agreement to disagree	any other outcome	
Column 1	Column 2	Column 3	Column 4	Column 5	Column 6	Column 7	Column 8	Column 9	Column 10	Column 11	Column 12	Column 13	Column 14
Treaty Partners (de minimis rule applies)	2	0	0	0	0	0	0	0	0	0	0	0	2
Total	2	0	0	0	0	0	0	0	0	0	0	0	2
Notes:													

Annex B

MAP Statistics Reporting for the 2019 Reporting Period (1 January 2018 to 31 December 2019) for Attribution/Allocation Cases

Table 1: Attribution / Allocation MAP Cases				
Treaty Partner	average time taken (in months) for post-2017 cases from:			
	"Start" to "End"	Receipt of taxpayer's MAP request to "Start"	"Start" to Milestone 1	Milestone 1 to "End"
Column 1	Column 2	Column 3	Column 4	Column 5
Row 1 Total	n.a.	n.a.	n.a.	n.a.
Notes:				

Annex B

MAP Statistics Reporting for the 2019 Reporting Period (1 January 2019 to 31 December 2019) for other Cases

Table 2: Other MAP Cases				
Treaty Partner	average time taken (in months) for post-2017 cases from:			
	"Start" to "End"	Receipt of taxpayer's MAP request to "Start"	"Start" to Milestone 1	Milestone 1 to "End"
Column 1	Column 2	Column 3	Column 4	Column 5
Row 1 Total	n.a.	n.a.	n.a.	n.a.
Notes:				

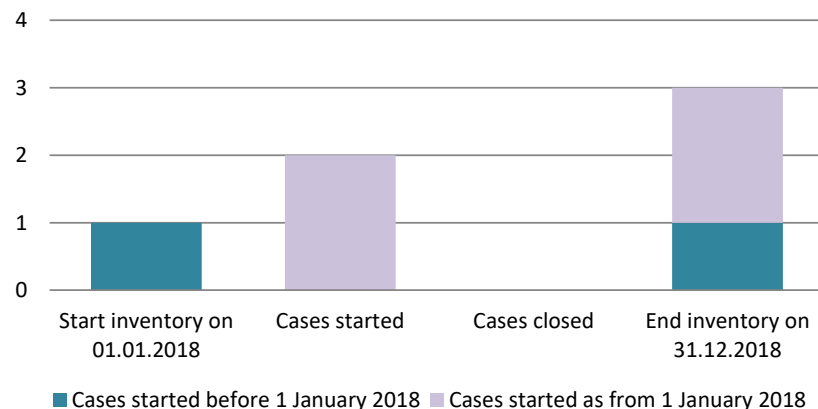
Annex B

MAP Statistics Reporting for the 2019 Reporting Period (1 January 2019 to 31 December 2019) for all Cases

Table 3: All MAP Cases				
	average time taken (in months) for post-2017 cases from:			
	"Start" to "End"	Receipt of taxpayer's MAP request to "Start"	"Start" to Milestone 1	Milestone 1 to "End"
	Column 1	Column 2	Column 3	Column 4
Row 1	Total Average Time	n.a.	n.a.	n.a.
Notes:				

Dominican Republic

Total MAP Caseload



Cases started before 1 January 2018	2018 Start inventory	Cases started	Cases closed	2018 End inventory
Transfer pricing cases	0	0	0	0
Other cases	1	0	0	1

Cases started as from 1 January 2018	2018 Start inventory	Cases started	Cases closed	2018 End inventory
Transfer pricing cases	0	0	0	0
Other cases	0	2	0	2

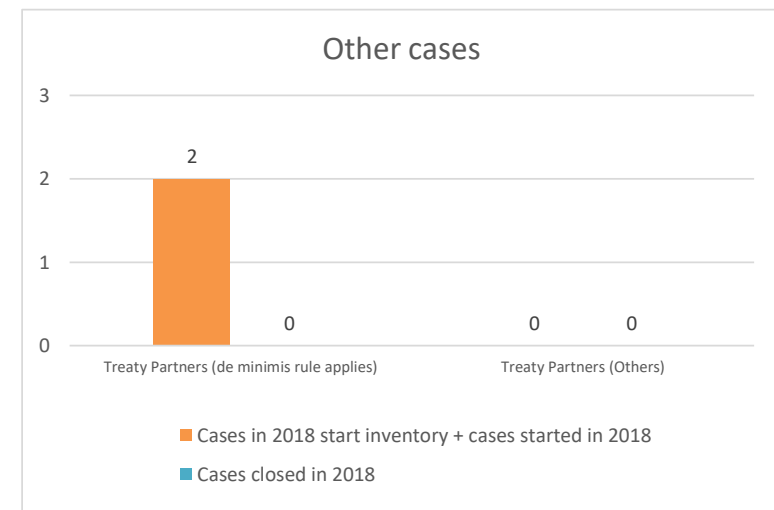
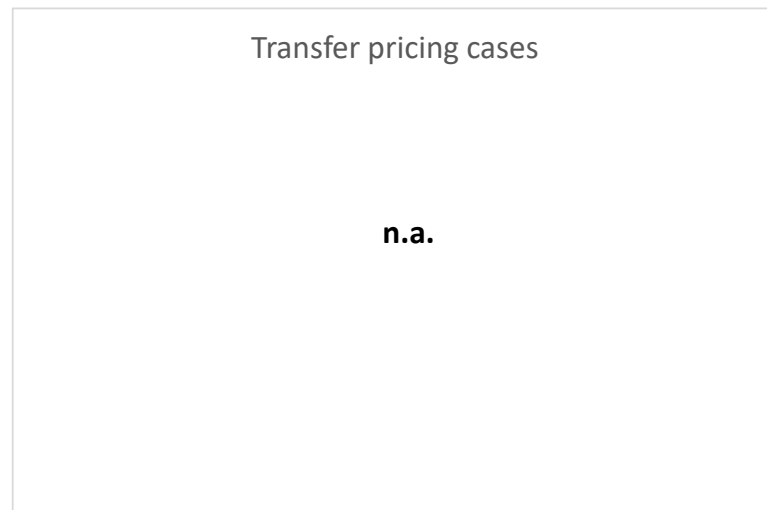
Average time needed to close MAP cases

Cases started before 1 January 2018	Average time
Transfer pricing cases	n.a.
Other cases	n.a.

Cases started as from 1 January 2018	Start to End	Receipt to Start	Start to Milestone 1	Milestone 1 to End
Transfer pricing cases	n.a.	n.a.	n.a.	n.a.
Other cases	n.a.	n.a.	n.a.	n.a.

Overview of MAP partners (only for cases started as from 1 January 2018)

Note: the MAP cases started before 1 January 2018 and closed in 2018 are not shown in these graphs



The label "Treaty Partners (de minimis rule applies)" applies to treaty partners with which the number of cases in start inventory plus the number of cases started is at least 5. The relevant MAP statistics are aggregated under this category.

The label "Treaty Partners (Others)" applies to treaty partners that are not reporting MAP statistics for the reporting period. The relevant MAP statistics are aggregated under this category.

MAP Outcomes - TP cases

n.a.

MAP Outcomes - other cases

n.a.

- denied MAP access
- objection is not justified
- withdrawn by taxpayer
- unilateral relief granted
- resolved via domestic remedy
- agreement fully eliminating double taxation eliminated / fully resolving taxation not in accordance with tax treaty
- agreement partially eliminating double taxation / partially resolving taxation not in accordance with tax treaty
- agreement that there is no taxation not in accordance with tax treaty
- no agreement including agreement to disagree
- any other outcome

Cases closed by outcome	denied MAP access	objection is not justified	withdrawn by taxpayer	unilateral relief granted	resolved via domestic remedy	agreement fully eliminating double taxation eliminated / fully resolving taxation not in accordance with tax treaty	agreement partially eliminating double taxation / partially resolving taxation not in accordance with tax treaty	agreement that there is no taxation not in accordance with tax treaty	no agreement including agreement to disagree	any other outcome	Total
Transfer pricing cases (all)	0	0	0	0	0	0	0	0	0	0	0
Cases started before 1 January 2018	0	0	0	0	0	0	0	0	0	0	0
Cases started as from 1 January 2018	0	0	0	0	0	0	0	0	0	0	0
Other cases (all)	0	0	0	0	0	0	0	0	0	0	0
Cases started before 1 January 2018	0	0	0	0	0	0	0	0	0	0	0
Cases started as from 1 January 2018	0	0	0	0	0	0	0	0	0	0	0
All cases	0	0	0	0	0	0	0	0	0	0	0

Annex A

MAP Statistics Reporting for the 2018 Reporting Period (1 January 2018 to 31 December 2018)

	category of cases	no. of pre-2018 cases in MAP inventory on 1 January 2018	number of pre-2018 cases closed during the reporting period by outcome:									no. of pre-2018 cases remaining in on MAP inventory on 31 December 2018	average time taken (in months) for closing pre-2018 cases during the reporting period	
			denied MAP access	objection is not justified	withdrawn by taxpayer	unilateral relief granted	resolved via domestic remedy	agreement fully eliminating double taxation / fully resolving taxation not in accordance with tax treaty	agreement partially eliminating double taxation / partially resolving taxation not in accordance with tax treaty	agreement that there is no taxation not in accordance with tax treaty	no agreement including agreement to disagree			any other outcome
	Column 1	Column 2	Column 3	Column 4	Column 5	Column 6	Column 7	Column 8	Column 9	Column 10	Column 11	Column 12	Column 13	Column 14
Row 1	Attribution/ Allocation	0	0	0	0	0	0	0	0	0	0	0	0	n.a.
Row 2	Others	1	0	0	0	0	0	0	0	0	0	0	1	n.a.
Row 3	Total	1	0	0	0	0	0	0	0	0	0	0	1	n.a.
	Notes:													

Annex B

MAP Statistics Reporting for the 2018 Reporting Period (1 January 2018 to 31 December 2018) for Attribution/allocation Cases

Table 1: Attribution / Allocation MAP Cases													
Treaty Partner	no. of post-2017 cases in MAP inventory on 1 January 2018	no. of post-2017 cases started during the reporting period	number of post-2017 cases closed during the reporting period by outcome:										no. of post-2017 cases remaining in MAP inventory on 31 December 2018
			denied MAP access	objection is not justified	withdrawn by taxpayer	unilateral relief granted	resolved via domestic remedy	agreement fully eliminating double taxation eliminated / fully resolving taxation not in accordance with tax treaty	agreement partially eliminating double taxation / partially resolving taxation not in accordance with tax treaty	agreement that there is no taxation not in accordance with tax treaty	no agreement including agreement to disagree	any other outcome	
Column 1	Column 2	Column 3	Column 4	Column 5	Column 6	Column 7	Column 8	Column 9	Column 10	Column 11	Column 12	Column 13	Column 14
Row 2 Treaty Partners (<i>de minimis</i> rule applies)	0	0	0	0	0	0	0	0	0	0	0	0	0
Row 3 Treaty Partners (Others)	0	0	0	0	0	0	0	0	0	0	0	0	0
Total	0	0	0	0	0	0	0	0	0	0	0	0	0
Notes													

Annex B

MAP Statistics Reporting for the 2018 Reporting Period (1 January 2018 to 31 December 2018) for other Cases

Table 2: Other MAP Cases													
Treaty Partner	no. of post-2017 cases in MAP inventory on 1 January 2018	no. of post-2017 cases started during the reporting period	number of post-2017 cases closed during the reporting period by outcome										no. of post-2017 cases remaining in MAP inventory on 31 December 2018
			denied MAP access	objection is not justified	withdrawn by taxpayer	unilateral relief granted	resolved via domestic remedy	agreement fully eliminating double taxation eliminated / fully resolving taxation not in accordance with tax treaty	agreement partially eliminating double taxation / partially resolving taxation not in accordance with tax treaty	agreement that there is no taxation not in accordance with tax treaty	no agreement including agreement to disagree	any other outcome	
Column 1	Column 2	Column 3	Column 4	Column 5	Column 6	Column 7	Column 8	Column 9	Column 10	Column 11	Column 12	Column 13	Column 14
Row 2 Treaty Partners (<i>de minimis</i> rule applies)	0	2	0	0	0	0	0	0	0	0	0	0	2
Row 3 Treaty Partners (Others)	0	0	0	0	0	0	0	0	0	0	0	0	0
Total	0	2	0	0	0	0	0	0	0	0	0	0	2
Notes:													

Annex B

MAP Statistics Reporting for the 2018 Reporting Period (1 January 2018 to 31 December 2018) for Attribution/allocation Cases

Table 1: Attribution / Allocation MAP Cases					
Treaty Partner		average time taken (in months) for post-2017 cases from:			
		"Start" to "End"	Receipt of taxpayer's MAP request to "Start"	"Start" to Milestone 1	Milestone 1 to "End"
Column 1		Column 2	Column 3	Column 4	Column 5
Row 2	Treaty Partners (de minimis rule applies)	n.a.	n.a.	n.a.	n.a.
Row 3	Treaty Partners (Others)	n.a.	n.a.	n.a.	n.a.
Total Average Time		n.a.	n.a.	n.a.	n.a.
Notes:					

Annex B

MAP Statistics Reporting for the 2018 Reporting Period (1 January 2018 to 31 December 2018) for other Cases

Table 2: Other MAP Cases				
Treaty Partner	average time taken (in months) for post-2017 cases from:			
	"Start" to "End"	Receipt of taxpayer's MAP request to "Start"	"Start" to Milestone 1	Milestone 1 to "End"
Column 1	Column 2	Column 3	Column 4	Column 5
Row 2 Treaty Partners (<i>de minimis</i> rule applies)	n.a.	n.a.	n.a.	n.a.
Row 3 Treaty Partners (Others)	n.a.	n.a.	n.a.	n.a.
Total Average Time	n.a.	n.a.	n.a.	n.a.
Notes:				

Annex B

MAP Statistics Reporting for the 2018 Reporting Period (1 January 2018 to 31 December 2018) for all Cases

Table 3: All MAP Cases				
	average time taken (in months) for post-2015 cases from:			
	"Start" to "End"	Receipt of taxpayer's MAP request to "Start"	"Start" to Milestone 1	Milestone 1 to "End"
	Column 1	Column 2	Column 3	Column 4
Row 1	Total Average Time	n.a.	n.a.	n.a.
Notes:				