

Mutual Agreement Procedure Statistics per jurisdiction

## **Chile**

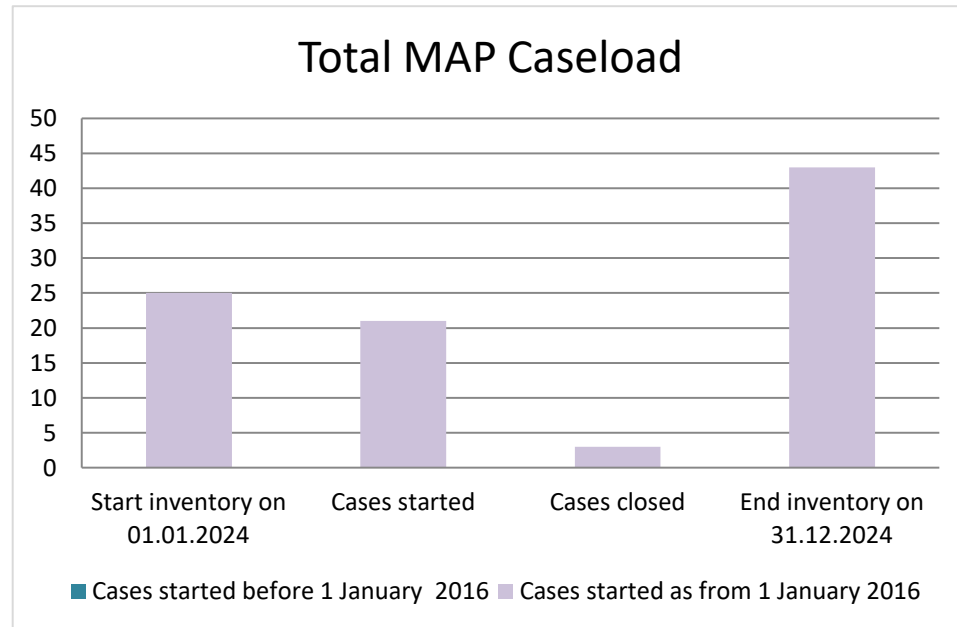
2006-2015 (pre-MAP Statistics Reporting Framework)  
and 2016-2024 (post-MAP Statistics Reporting  
Framework)

2023-2024 APA Statistics



## Chile

Please note: If a jurisdiction has reported Advance Pricing Arrangement (APA) data, this will be contained after the MAP Statistics of the relevant year



Cases started before 1 January 2016	2024 Start inventory	Cases started	Cases closed	2024 End inventory
Transfer pricing cases	0	0	0	0
Other cases	0	0	0	0

Cases started as from 1 January 2016	2024 Start inventory	Cases started	Cases closed	2024 End inventory
Transfer pricing cases	20	17	1	36
Other cases	5	4	2	7

## Average time needed to close MAP cases

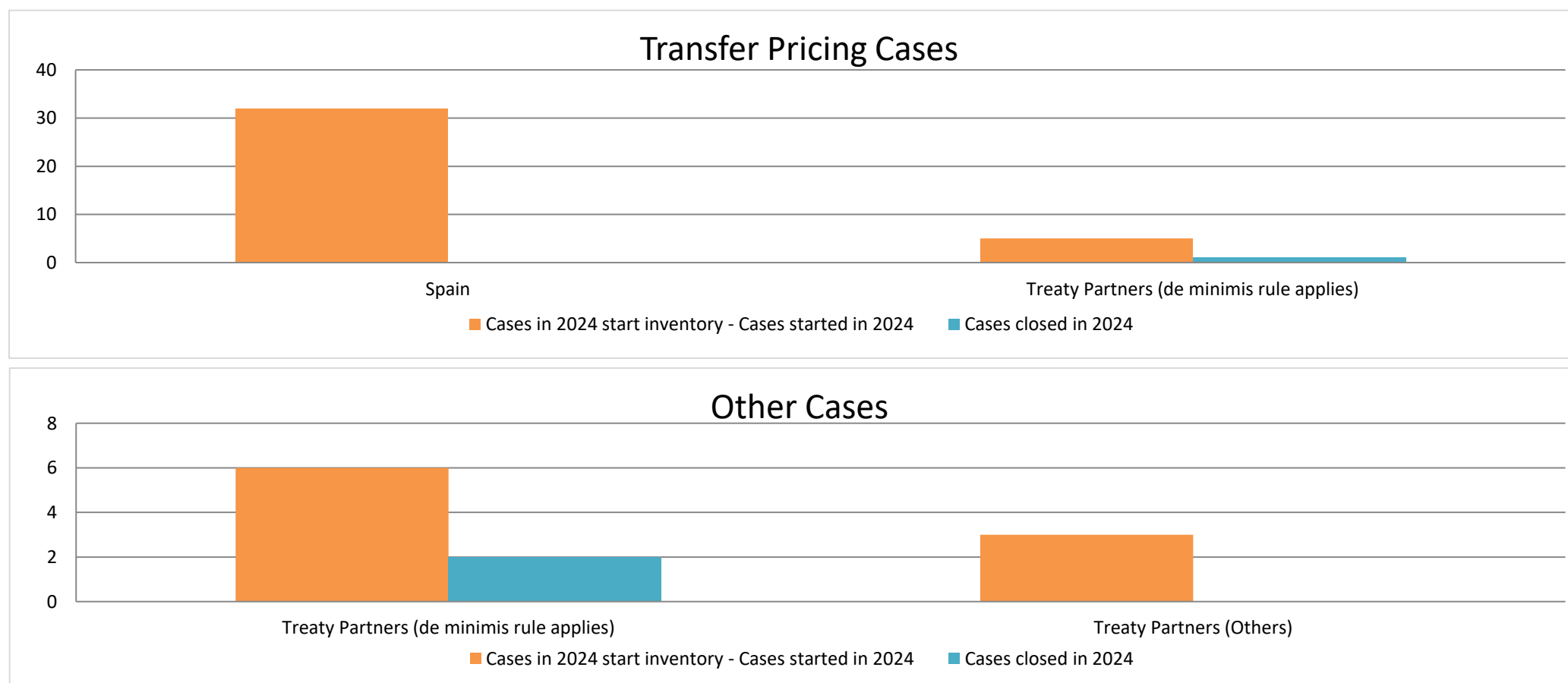
Cases started before 1 January 2016	Average time
Transfer pricing cases	n.a.
Other cases	n.a.

Cases started as from 1 January 2016	Start to End	Receipt to Start	Start to Milestone 1	Milestone 1 to End
Transfer pricing cases	41.23	1.15	25.68	15.55
Other cases	7.66	1.15	n.a.	n.a.

Note: the average times to close MAP cases that started as from 1 January 2016 were computed according to the MAP statistics reporting framework available at <http://www.oecd.org/tax/dispute/mutual-agreement-procedure-statistics-reporting-framework.pdf>

## Overview of MAP partners (only for cases started as from 1 January 2016)


Note: the MAP cases started before 1 January 2016 and closed in 2024 are not shown in these graphs



The label "Treaty Partners (de minimis rule applies)" applies to treaty partners with which the number of cases in start inventory plus the number of cases started is at least 5. The relevant MAP statistics are aggregated under this category.

The label "Treaty Partners (Others)" applies to treaty partners that are not reporting MAP statistics for the reporting period. The relevant MAP statistics are aggregated under this category.

## MAP Outcomes - TP cases



100%

- denied MAP access
- objection is not justified
- withdrawn by taxpayer
- unilateral relief granted
- resolved via domestic remedy
- agreement fully eliminating double taxation eliminated / fully resolving taxation not in accordance with tax treaty
- agreement partially eliminating double taxation / partially resolving taxation not in accordance with tax treaty
- agreement that there is no taxation not in accordance with tax treaty
- no agreement including agreement to disagree
- any other outcome

## MAP Outcomes - other cases



50%

50%

Cases closed by outcome	denied MAP access	objection is not justified	withdrawn by taxpayer	unilateral relief granted	resolved via domestic remedy	agreement fully eliminating double taxation eliminated / fully resolving taxation not in accordance with tax treaty	agreement partially eliminating double taxation / partially resolving taxation not in accordance with tax treaty	agreement that there is no taxation not in accordance with tax treaty	no agreement including agreement to disagree	any other outcome	Total
<b>Transfer pricing cases (all)</b>	0	0	0	0	0	1	0	0	0	0	1
Cases started before 1 January 2016	0	0	0	0	0	0	0	0	0	0	0
Cases started as from 1 January 2016	0	0	0	0	0	1	0	0	0	0	1
<b>Other cases (all)</b>	1	0	0	0	1	0	0	0	0	0	2
Cases started before 1 January 2016	0	0	0	0	0	0	0	0	0	0	0
Cases started as from 1 January 2016	1	0	0	0	1	0	0	0	0	0	2
<b>All cases</b>	1	0	0	0	1	1	0	0	0	0	3

Annex A  
MAP Statistics Reporting for the 2024 Reporting Period (1 January 2024 to 31 December 2024)

	category of cases	no. of pre-2016 cases in MAP inventory on 1 January 2024	number of pre-2016 cases closed during the reporting period by outcome:									no. of pre-2016 cases remaining in on MAP inventory on 31 December 2024	average time taken (in months) for closing pre-2016 cases during the reporting period	
			denied MAP access	objection is not justified	withdrawn by taxpayer	unilateral relief granted	resolved via domestic remedy	agreement fully eliminating double taxation / fully resolving taxation not in accordance with tax treaty	agreement partially eliminating double taxation / partially resolving taxation not in accordance with tax treaty	agreement that there is no taxation not in accordance with tax treaty	no agreement including agreement to disagree			any other outcome
	Column 1	Column 2	Column 3	Column 4	Column 5	Column 6	Column 7	Column 8	Column 9	Column 10	Column 11	Column 12	Column 13	Column 14
Row 1	Attribution/ Allocation	0	0	0	0	0	0	0	0	0	0	0	0	n.a.
Row 2	Others	0	0	0	0	0	0	0	0	0	0	0	0	n.a.
Row 3	Total	0	0	0	0	0	0	0	0	0	0	0	0	n.a.
	Notes:													

Table 1: Attribution / Allocation MAP Cases													
Treaty Partner	no. of post-2015 cases in MAP inventory on 1 January 2024	no. of post-2015 cases started during the reporting period	number of post-2015 cases closed during the reporting period by outcome:										no. of post-2015 cases remaining in MAP inventory on 31 December 2024
			denied MAP access	objection is not justified	withdrawn by taxpayer	unilateral relief granted	resolved via domestic remedy	agreement fully eliminating double taxation eliminated / fully resolving taxation not in accordance with tax treaty	agreement partially eliminating double taxation / partially resolving taxation not in accordance with tax treaty	agreement that there is no taxation not in accordance with tax treaty	no agreement including agreement to disagree	any other outcome	
Column 1	Column 2	Column 3	Column 4	Column 5	Column 6	Column 7	Column 8	Column 9	Column 10	Column 11	Column 12	Column 13	Column 14
Spain	17	15	0	0	0	0	0	0	0	0	0	0	32
Treaty Partners (de minimis rule applies)	3	2	0	0	0	0	0	1	0	0	0	0	4
Total	20	17	0	0	0	0	0	1	0	0	0	0	36
Notes:													

Table 2: Other MAP Cases													
Treaty Partner	no. of post-2015 cases in MAP inventory on 1 January 2024	no. of post-2015 cases started during the reporting period	number of post-2015 cases closed during the reporting period by outcome										no. of post-2015 cases remaining in MAP inventory on 31 December 2024
			denied MAP access	objection is not justified	withdrawn by taxpayer	unilateral relief granted	resolved via domestic remedy	agreement fully eliminating double taxation / fully resolving taxation not in accordance with tax treaty	agreement partially eliminating double taxation / partially resolving taxation not in accordance with tax treaty	agreement that there is no taxation not in accordance with tax treaty	no agreement including agreement to disagree	any other outcome	
Column 1	Column 2	Column 3	Column 4	Column 5	Column 6	Column 7	Column 8	Column 9	Column 10	Column 11	Column 12	Column 13	Column 14
Row 1 Treaty Partners (de minimis rule applies)	2	4	1	0	0	0	1	0	0	0	0	0	4
Row 3 Treaty Partners (Others)	3	0	0	0	0	0	0	0	0	0	0	0	3
Total	5	4	1	0	0	0	1	0	0	0	0	0	7
Notes:													

Table 3: Table 3: All post-2015 MAP Cases pending on 31 December 2024	
Categories for age of MAP cases	Aggregate number of cases remaining in MAP inventory on 31 December 2024 falling under each category based on “Start” date
Column 1	Column 2
<2 years old	26
>=2 and <4 years old	16
>=4 and <6 years old	1
>=6 years old	0



Annex B

MAP Statistics Reporting for the 2024 Reporting Period (1 January 2024 to 31 December 2024) for Attribution/Allocation Cases

Table 1: Attribution / Allocation MAP Cases				
Treaty Partner	average time taken (in months) for post-2015 cases from:			
	"Start" to "End"	Receipt of taxpayer's MAP request to "Start"	"Start" to Milestone 1	Milestone 1 to "End"
Column 1	Column 2	Column 3	Column 4	Column 5
Treaty Partners (de minimis rule applies)	41.23	1.15	25.68	15.55
Total	41.23	1.15	25.68	15.55
Notes:				

Annex B

MAP Statistics Reporting for the 2024 Reporting Period (1 January 2024 to 31 December 2024) for Attribution/Allocation Cases

Annex to Table 1: Attribution / Allocation MAP Cases	
Stage during which the MAP case was resolved	average time taken (in months) for post-2015 cases from 'Start' to 'End'
Column 1	Column 2
Row 1 Cases closed in the Unilateral stage	n.a.
Cases closed in the Bilateral stage	41.23
Notes:	

	Table 2: Other MAP Cases				
	Treaty Partner	average time taken (in months) for post-2015 cases from:			
		"Start" to "End"	Receipt of taxpayer's MAP request to "Start"	"Start" to Milestone 1	Milestone 1 to "End"
	Column 1	Column 2	Column 3	Column 4	Column 5
Row 1	Treaty Partners (de minimis rule applies)	7.66	1.15	n.a.	n.a.
	Total	7.66	1.15	n.a.	n.a.
	Notes:				

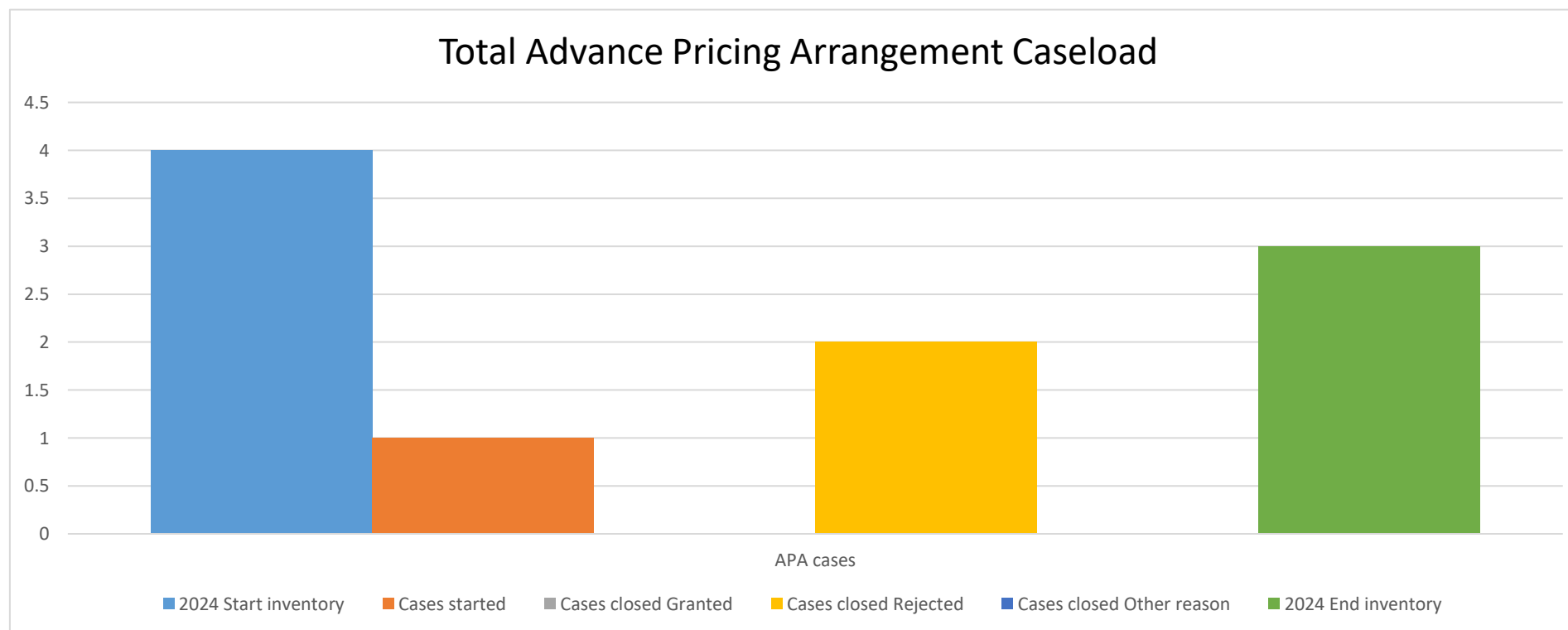
Annex B

MAP Statistics Reporting for the 2024 Reporting Period (1 January 2024 to 31 December 2024) for Attribution/Allocation Cases

Annex to Table 2: Other MAP Cases	
Stage during which the MAP case was resolved	average time taken (in months) for post-2015 cases from 'Start' to 'End'
Column 1	Column 2
Row 1 Cases closed in the Unilateral stage	1.84
Cases closed in the Bilateral stage	13.48
Notes:	

	Table 3: All MAP Cases				
	average time taken (in months) for post-2015 cases from:				
	"Start" to "End"	Receipt of taxpayer's MAP request to "Start"	"Start" to Milestone 1	Milestone 1 to "End"	
	Column 1	Column 2	Column 3	Column 4	
Row 1	Total Average Time	18.85	1.15	n.a.	n.a.
	Notes:				

## Chile

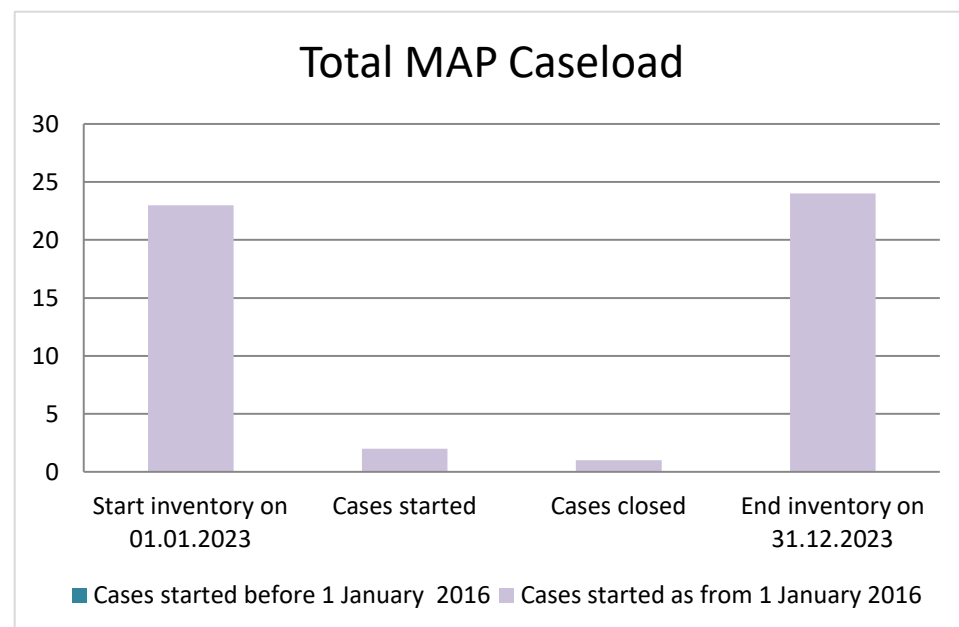


	2024 Start inventory	Cases started	Cases closed			2024 End inventory	Average time taken in months to grant APAs during the reporting period
			Granted	Rejected	Other reason		
APA cases	4	1	0	2	0	3	24.00

Table 1: APA Statistics							
	APA inventory at the start of the reporting period	No. of APA applications filed during the reporting period	No. of APAs granted during the reporting period	No. of APA applications rejected during the reporting period	No. of APA cases closed for other reasons	APA inventory at the end of the reporting period	Average time taken in months to grant APAs during the reporting period
	Column 1	Column 2	Column 3	Column 4	Column 5	Column 6	Column 7
Row 1	4	1		2		3	24.00
<div>Notes:</div> <div>Reporting period followedFrom 2023-01-01 to 2024-12-31</div> <div>Definition of "Start Date" and "End Date" followed:Start date: The date of notification by the treaty partner jurisdiction that receives the APA application from the taxpayer. End date: The date when the competent authorities enter into a mutual agreement with respect to the APA case.</div> <div>Definition of "APAs concluded during the reporting period" followed:An APA is granted during the reporting period where the competent authorities have entered into a mutual agreement with respect to the APA case and all subsequent formal proceedings that are required are fulfilled at any point during the reporting period.</div>							

## Chile

Please note: If a jurisdiction has reported Advance Pricing Arrangement (APA) data, this will be contained after the MAP Statistics of the relevant year



Cases started before 1 January 2016	2023 Start inventory	Cases started	Cases closed	2023 End inventory
Transfer pricing cases	0	0	0	0
Other cases	0	0	0	0

Cases started as from 1 January 2016	2023 Start inventory	Cases started	Cases closed	2023 End inventory
Transfer pricing cases	18	1	0	19
Other cases	5	1	1	5

## Average time needed to close MAP cases

Cases started before 1 January 2016	Average time
Transfer pricing cases	n.a.
Other cases	n.a.

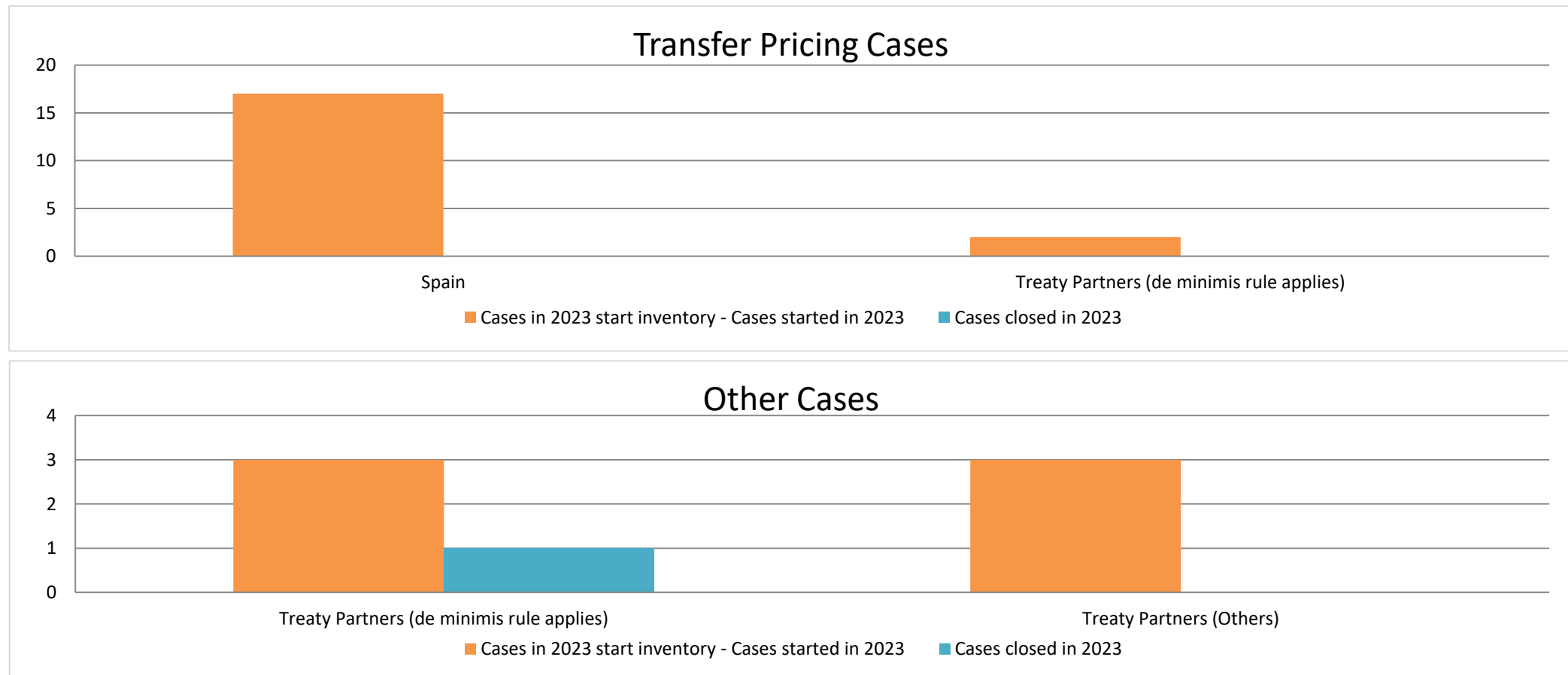
Cases started as from 1 January 2016	Start to End	Receipt to Start	Start to Milestone 1	Milestone 1 to End
Transfer pricing cases	n.a.	n.a.	n.a.	n.a.
Other cases	57.80	1.15	20.02	37.78

Note: the average times to close MAP cases that started as from 1 January 2016 were computed according to the MAP statistics reporting framework available at <http://www.oecd.org/tax/dispute/mutual-agreement-procedure-statistics-reporting-framework.pdf>

## Overview of MAP partners (only for cases started as from 1 January 2016)



Note: the MAP cases started before 1 January 2016 and closed in 2023 are not shown in these graphs



The label "Treaty Partners (de minimis rule applies)" applies to treaty partners with which the number of cases in start inventory plus the number of cases started is at least 5. The relevant MAP statistics are aggregated under this category.


The label "Treaty Partners (Others)" applies to treaty partners that are not reporting MAP statistics for the reporting period. The relevant MAP statistics are aggregated under this category.

## MAP Outcomes - TP cases

n.a.

- denied MAP access
- objection is not justified
- withdrawn by taxpayer
- unilateral relief granted
- resolved via domestic remedy
- agreement fully eliminating double taxation eliminated / fully resolving taxation not in accordance with tax treaty
- agreement partially eliminating double taxation / partially resolving taxation not in accordance with tax treaty
- agreement that there is no taxation not in accordance with tax treaty
- no agreement including agreement to disagree
- any other outcome

## MAP Outcomes - other cases



100%

Cases closed by outcome	denied MAP access	objection is not justified	withdrawn by taxpayer	unilateral relief granted	resolved via domestic remedy	agreement fully eliminating double taxation eliminated / fully resolving taxation not in accordance with tax treaty	agreement partially eliminating double taxation / partially resolving taxation not in accordance with tax treaty	agreement that there is no taxation not in accordance with tax treaty	no agreement including agreement to disagree	any other outcome	Total
<b>Transfer pricing cases (all)</b>	0	0	0	0	0	0	0	0	0	0	0
Cases started before 1 January 2016	0	0	0	0	0	0	0	0	0	0	0
Cases started as from 1 January 2016	0	0	0	0	0	0	0	0	0	0	0
<b>Other cases (all)</b>	0	0	0	0	0	0	0	0	1	0	1
Cases started before 1 January 2016	0	0	0	0	0	0	0	0	0	0	0
Cases started as from 1 January 2016	0	0	0	0	0	0	0	0	1	0	1
<b>All cases</b>	0	0	0	0	0	0	0	0	1	0	1

Annex A

MAP Statistics Reporting for the 2023 Reporting Period (1 January 2023 to 31 December 2023)

	category of cases	no. of pre-2016 cases in MAP inventory on 1 January 2023	number of pre-2016 cases closed during the reporting period by outcome:										no. of pre-2016 cases remaining in on MAP inventory on 31 December 2023	average time taken (in months) for closing pre-2016 cases during the reporting period
			denied MAP access	objection is not justified	withdrawn by taxpayer	unilateral relief granted	resolved via domestic remedy	agreement fully eliminating double taxation / fully resolving taxation not in accordance with tax treaty	agreement partially eliminating double taxation / partially resolving taxation not in accordance with tax treaty	agreement that there is no taxation not in accordance with tax treaty	no agreement including agreement to disagree	any other outcome		
	Column 1	Column 2	Column 3	Column 4	Column 5	Column 6	Column 7	Column 8	Column 9	Column 10	Column 11	Column 12	Column 13	Column 14
Row 1	Attribution/ Allocation	0	0	0	0	0	0	0	0	0	0	0	0	n.a.
Row 2	Others	0	0	0	0	0	0	0	0	0	0	0	0	n.a.
Row 3	Total	0	0	0	0	0	0	0	0	0	0	0	0	n.a.
Notes:														

Annex B

MAP Statistics Reporting for the 2023 Reporting Period (1 January 2023 to 31 December 2023) for Attribution/Allocation Cases

Table 1: Attribution / Allocation MAP Cases													
Treaty Partner	no. of post-2015 cases in MAP inventory on 1 January 2023	no. of post-2015 cases started during the reporting period	number of post-2015 cases closed during the reporting period by outcome:										no. of post-2015 cases remaining in MAP inventory on 31 December 2023
			denied MAP access	objection is not justified	withdrawn by taxpayer	unilateral relief granted	resolved via domestic remedy	agreement fully eliminating double taxation eliminated / fully resolving taxation not in accordance with tax treaty	agreement partially eliminating double taxation / partially resolving taxation not in accordance with tax treaty	agreement that there is no taxation not in accordance with tax treaty	no agreement including agreement to disagree	any other outcome	
Column 1	Column 2	Column 3	Column 4	Column 5	Column 6	Column 7	Column 8	Column 9	Column 10	Column 11	Column 12	Column 13	Column 14
Spain	17	0	0	0	0	0	0	0	0	0	0	0	17
Treaty Partners (de minimis rule applies)	1	1	0	0	0	0	0	0	0	0	0	0	2
Total	18	1	0	0	0	0	0	0	0	0	0	0	19
Notes:													

Annex B

MAP Statistics Reporting for the 2023 Reporting Period (1 January 2023 to 31 December 2023) for other Cases

Table 2: Other MAP Cases													
Treaty Partner	no. of post-2015 cases in MAP inventory on 1 January 2023	no. of post-2015 cases started during the reporting period	number of post-2015 cases closed during the reporting period by outcome										no. of post-2015 cases remaining in MAP inventory on 31 December 2023
			denied MAP access	objection is not justified	withdrawn by taxpayer	unilateral relief granted	resolved via domestic remedy	agreement fully eliminating double taxation / fully resolving taxation not in accordance with tax treaty	agreement partially eliminating double taxation / partially resolving taxation not in accordance with tax treaty	agreement that there is no taxation not in accordance with tax treaty	no agreement including agreement to disagree	any other outcome	
Column 1	Column 2	Column 3	Column 4	Column 5	Column 6	Column 7	Column 8	Column 9	Column 10	Column 11	Column 12	Column 13	Column 14
Row 1	Treaty Partners (de minimis rule applies)	2	1	0	0	0	0	0	0	0	1	0	2
Row 3	Treaty Partners (Others)	3	0	0	0	0	0	0	0	0	0	0	3
	Total	5	1	0	0	0	0	0	0	0	1	0	5
Notes:													

Annex B

MAP Statistics Reporting for the 2023 Reporting Period (1 January 2023 to 31 December 2023) for all MAP cases

Table 3: Table 3: All post-2015 MAP Cases pending on 31 December 2023	
Categories for age of MAP cases	Aggregate number of cases remaining in MAP inventory on 31 December 2023 falling under each category based on “Start” date
Column 1	Column 2
<2 years old	6
>=2 and <4 years old	17
>=4 and <6 years old	1
>=6 years old	0

Annex B

MAP Statistics Reporting for the 2023 Reporting Period (1 January 2023 to 31 December 2023) for Attribution/Allocation Cases

Table 1: Attribution / Allocation MAP Cases				
Treaty Partner	average time taken (in months) for post-2015 cases from:			
	"Start" to "End"	Receipt of taxpayer's MAP request to "Start"	"Start" to Milestone 1	Milestone 1 to "End"
Column 1	Column 2	Column 3	Column 4	Column 5
Row 1 Total	n.a.	n.a.	n.a.	n.a.
Notes:				

Annex B

MAP Statistics Reporting for the 2023 Reporting Period (1 January 2023 to 31 December 2023) for Attribution/Allocation Cases

Annex to Table 1: Attribution / Allocation MAP Cases	
Stage during which the MAP case was resolved	average time taken (in months) for post-2015 cases from 'Start' to 'End'
Column 1	Column 2
Row 1 Cases closed in the Unilateral stage	n.a.
Cases closed in the Bilateral stage	n.a.
Notes:	



Annex B

MAP Statistics Reporting for the 2023 Reporting Period (1 January 2023 to 31 December 2023) for other Cases

Table 2: Other MAP Cases					
Treaty Partner	average time taken (in months) for post-2015 cases from:				
	"Start" to "End"	Receipt of taxpayer's MAP request to "Start"	"Start" to Milestone 1	Milestone 1 to "End"	
Column 1	Column 2	Column 3	Column 4	Column 5	
Row 1	Treaty Partners (de minimis rule applies)	57.80	1.15	20.02	37.78
	Total	57.80	1.15	20.02	37.78
Notes:					

# Annex B

MAP Statistics Reporting for the 2023 Reporting Period (1 January 2023 to 31 December 2023) for Attribution/Allocation Cases

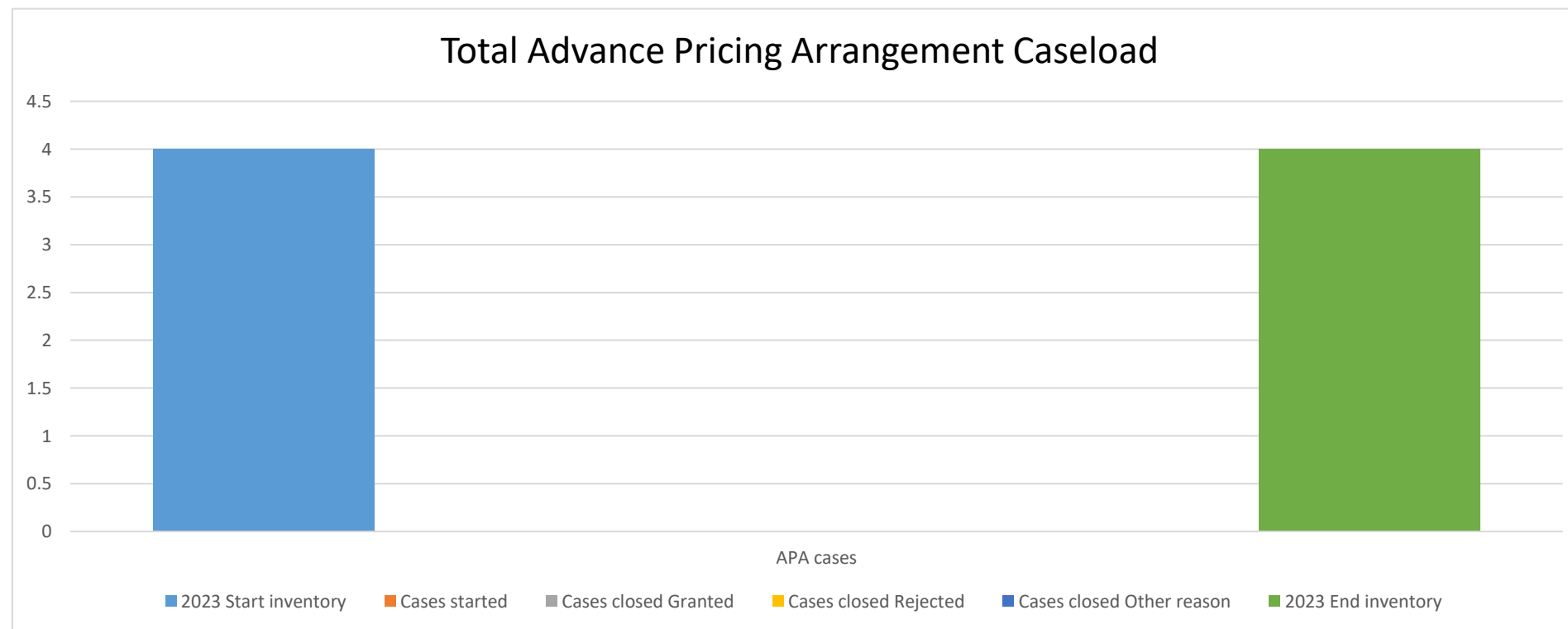
Annex to Table 2: Other MAP Cases	
Stage during which the MAP case was resolved	average time taken (in months) for post-2015 cases from 'Start' to 'End'
Column 1	Column 2
Row 1 Cases closed in the Unilateral stage	n.a.
Cases closed in the Bilateral stage	58
Notes:	

Annex B

MAP Statistics Reporting for the 2023 Reporting Period (1 January 2023 to 31 December 2023) for all Cases

Table 3: All MAP Cases					
	average time taken (in months) for post-2015 cases from:				
	"Start" to "End"	Receipt of taxpayer's MAP request to "Start"	"Start" to Milestone 1	Milestone 1 to "End"	
	Column 1	Column 2	Column 3	Column 4	
Row 1	Total Average Time	57.80	1.15	20.02	37.78
	Notes:				

## Chile

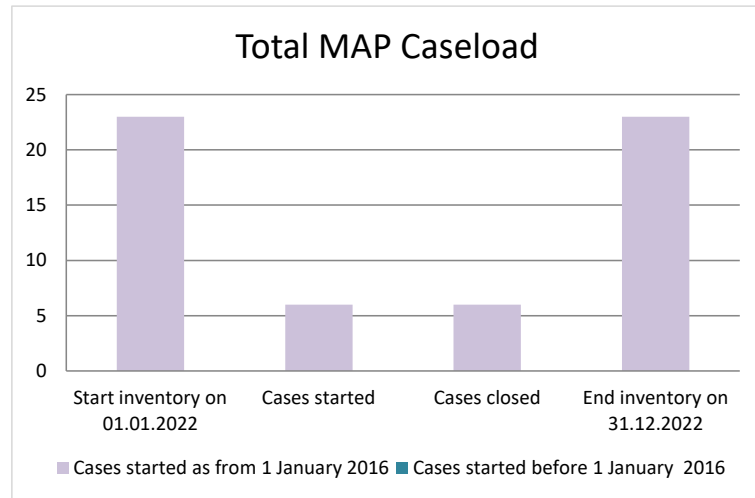


	2023 Start inventory	Cases started	Cases closed			2023 End inventory	Average time taken in months to grant APAs during the reporting period
			Granted	Rejected	Other reason		
APA cases	4	0	0	0	0	4	0

Annex C  
APA Statistics Reporting for the 2023 Reporting Period (1 January 2023 to 31 December 2023)

Table 1: APA Statistics							
	APA inventory at the start of the reporting period	No. of APA applications filed during the reporting period	No. of APAs granted during the reporting period	No. of APA applications rejected during the reporting period	No. of APA cases closed for other reasons	APA inventory at the end of the reporting period	Average time taken in months to grant APAs during the reporting period
	Column 1	Column 2	Column 3	Column 4	Column 5	Column 6	Column 7
Row 1	4	0	0	0	0	4	
	Notes:						
	Reporting period followed	From 2023-01-01 to 2023-12-31					
	Definition of "Start Date" and "End Date" followed:	Start date: The date of notification by the treaty partner jurisdiction that receives the APA application from the taxpayer. End date: The date when the competent authorities enter into a mutual agreement with respect to the APA case.					
	Definition of "APAs concluded during the reporting period" followed:	An APA is granted during the reporting period where the competent authorities have entered into a mutual agreement with respect to the APA case and all subsequent formal proceedings that are required are fulfilled at any point during the reporting period.					

## Chile



Cases started before 1 January 2016	2022 Start inventory	Cases started	Cases closed	2022 End inventory
Transfer pricing cases	0	0	0	0
Other cases	0	0	0	0

Cases started as from 1 January 2016	2022 Start inventory	Cases started	Cases closed	2022 End inventory
Transfer pricing cases	21	3	6	18
Other cases	2	3	0	5

## Average time needed to close MAP cases

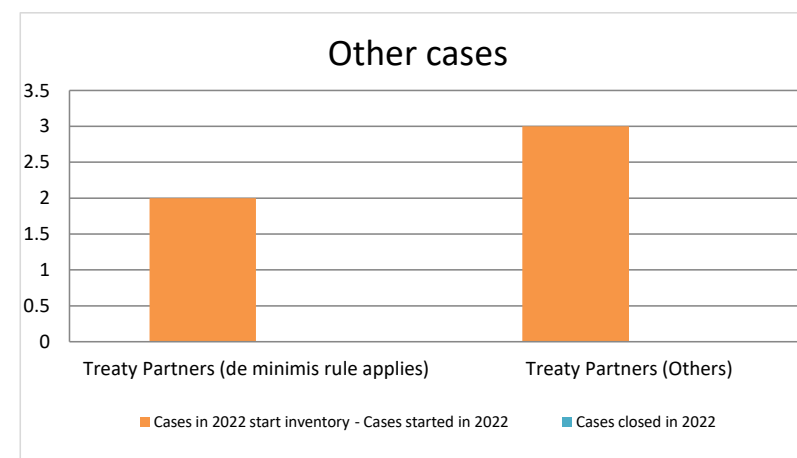
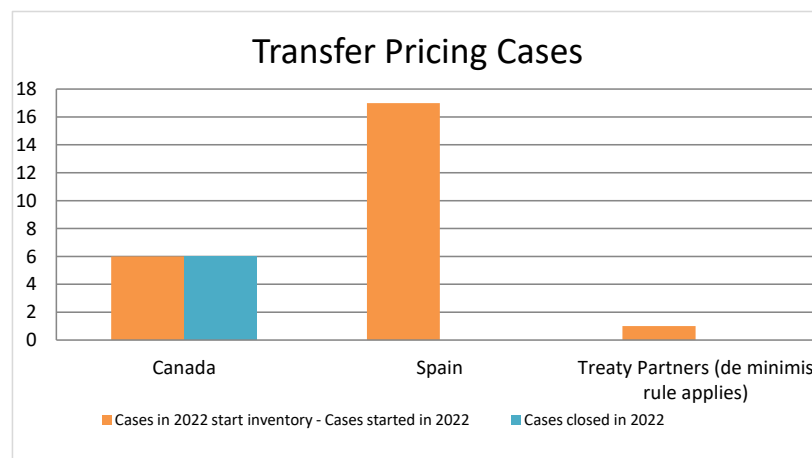
Cases started before 1 January 2016	Average time
Transfer pricing cases	n.a.
Other cases	n.a.

Cases started as from 1 January 2016	Start to End	Receipt to Start	Start to Milestone 1	Milestone 1 to End
Transfer pricing cases	17.96	1.11	n.a.	n.a.
Other cases	n.a.	n.a.	n.a.	n.a.

Note: the average times to close MAP cases that started as from 1 January 2016 were computed according to the MAP statistics reporting framework available at <http://www.oecd.org/tax/dispute/mutual-agreement-procedure-statistics-reporting-framework.pdf>

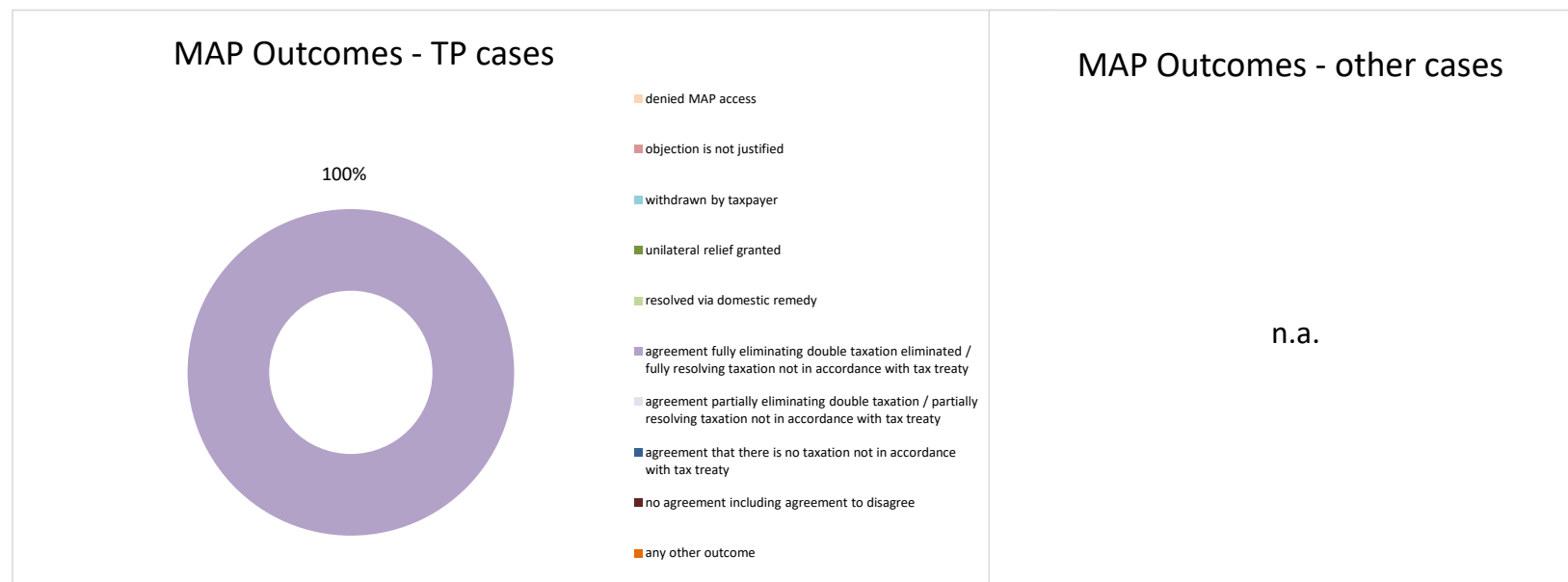
## Overview of MAP partners (only for cases started as from 1 January 2016)

*Note: the MAP cases started before 1 January 2016 and closed in 2022 are not shown in these graphs*



The label "Treaty Partners (de minimis rule applies)" applies to treaty partners with which the number of cases in start inventory plus the number of cases started is at least 5. The relevant MAP statistics are aggregated under this category.

The label "Treaty Partners (Others)" applies to treaty partners that are not reporting MAP statistics for the reporting period. The relevant MAP statistics are aggregated under this category.



Cases closed by outcome	denied MAP access	objection is not justified	withdrawn by taxpayer	unilateral relief granted	resolved via domestic remedy	agreement fully eliminating double taxation eliminated / fully resolving taxation not in accordance with tax treaty	agreement partially eliminating double taxation / partially resolving taxation not in accordance with tax treaty	agreement that there is no taxation not in accordance with tax treaty	no agreement including agreement to disagree	any other outcome	Total
<b>Transfer pricing cases (all)</b>	0	0	0	0	0	6	0	0	0	0	6
Cases started before 1 January 2016	0	0	0	0	0	0	0	0	0	0	0
Cases started as from 1 January 2016	0	0	0	0	0	6	0	0	0	0	6
<b>Other cases (all)</b>	0	0	0	0	0	0	0	0	0	0	0
Cases started before 1 January 2016	0	0	0	0	0	0	0	0	0	0	0
Cases started as from 1 January 2016	0	0	0	0	0	0	0	0	0	0	0
<b>All cases</b>	0	0	0	0	0	6	0	0	0	0	6



Annex A

MAP Statistics Reporting for the 2022 Reporting Period (1 January 2022 to 31 December 2022)

category of cases	no. of pre-2016 cases in MAP inventory on 1 January 2022	number of pre-2016 cases closed during the reporting period by outcome:										no. of pre-2016 cases remaining in on MAP inventory on 31 December 2022	average time taken (in months) for closing pre-2016 cases during the reporting period
		denied MAP access	objection is not justified	withdrawn by taxpayer	unilateral relief granted	resolved via domestic remedy	agreement fully eliminating double taxation / fully resolving taxation not in accordance with tax treaty	agreement partially eliminating double taxation / partially resolving taxation not in accordance with tax treaty	agreement that there is no taxation not in accordance with tax treaty	no agreement including agreement to disagree	any other outcome		
Column 1	Column 2	Column 3	Column 4	Column 5	Column 6	Column 7	Column 8	Column 9	Column 10	Column 11	Column 12	Column 13	Column 14
Row 1	Attribution/ Allocation	0	0	0	0	0	0	0	0	0	0	0	n.a.
Row 2	Others	0	0	0	0	0	0	0	0	0	0	0	n.a.
Row 3	Total	0	0	0	0	0	0	0	0	0	0	0	n.a.
Notes:													

Table 1: Attribution / Allocation MAP Cases													
Treaty Partner	no. of post-2015 cases in MAP inventory on 1 January 2022	no. of post-2015 cases started during the reporting period	number of post-2015 cases closed during the reporting period by outcome:										no. of post-2015 cases remaining in MAP inventory on 31 December 2022
			denied MAP access	objection is not justified	withdrawn by taxpayer	unilateral relief granted	resolved via domestic remedy	agreement fully eliminating double taxation eliminated / fully resolving taxation not in accordance with tax treaty	agreement partially eliminating double taxation / partially resolving taxation not in accordance with tax treaty	agreement that there is no taxation not in accordance with tax treaty	no agreement including agreement to disagree	any other outcome	
Column 1	Column 2	Column 3	Column 4	Column 5	Column 6	Column 7	Column 8	Column 9	Column 10	Column 11	Column 12	Column 13	Column 14
Row 1	Canada	4	2	0	0	0	0	0	6	0	0	0	0
Row 2	Spain	16	1	0	0	0	0	0	0	0	0	0	17
	Treaty Partners (de minimis rule applies)	1	0	0	0	0	0	0	0	0	0	0	1
	Total	21	3	0	0	0	0	0	6	0	0	0	18
Notes:													

Table 2: Other MAP Cases													
Treaty Partner	no. of post-2015 cases in MAP inventory on 1 January 2022	no. of post-2015 cases started during the reporting period	number of post-2015 cases closed during the reporting period by outcome										no. of post-2015 cases remaining in MAP inventory on 31 December 2022
			denied MAP access	objection is not justified	withdrawn by taxpayer	unilateral relief granted	resolved via domestic remedy	agreement fully eliminating double taxation / fully resolving taxation not in accordance with tax treaty	agreement partially eliminating double taxation / partially resolving taxation not in accordance with tax treaty	agreement that there is no taxation not in accordance with tax treaty	no agreement including agreement to disagree	any other outcome	
Column 1	Column 2	Column 3	Column 4	Column 5	Column 6	Column 7	Column 8	Column 9	Column 10	Column 11	Column 12	Column 13	Column 14
Row 1 Treaty Partners (de minimis rule applies)	2	0	0	0	0	0	0	0	0	0	0	0	2
Row 3 Treaty Partners (Others)	0	3	0	0	0	0	0	0	0	0	0	0	3
Total	2	3	0	0	0	0	0	0	0	0	0	0	5
Notes:													

Annex B

MAP Statistics Reporting for the 2022 Reporting Period (1 January 2022 to 31 December 2022) for Attribution/Allocation Cases

Table 1: Attribution / Allocation MAP Cases					
Treaty Partner	average time taken (in months) for post-2015 cases from:				
	"Start" to "End"	Receipt of taxpayer's MAP request to "Start"	"Start" to Milestone 1	Milestone 1 to "End"	
Column 1	Column 2	Column 3	Column 4	Column 5	
Canada	17.96	1.11	n.a.	n.a.	
Total	17.96	1.11	n.a.	n.a.	
Row 1	Notes:				

Annex B

MAP Statistics Reporting for the 2022 Reporting Period (1 January 2022 to 31 December 2022) for other Cases

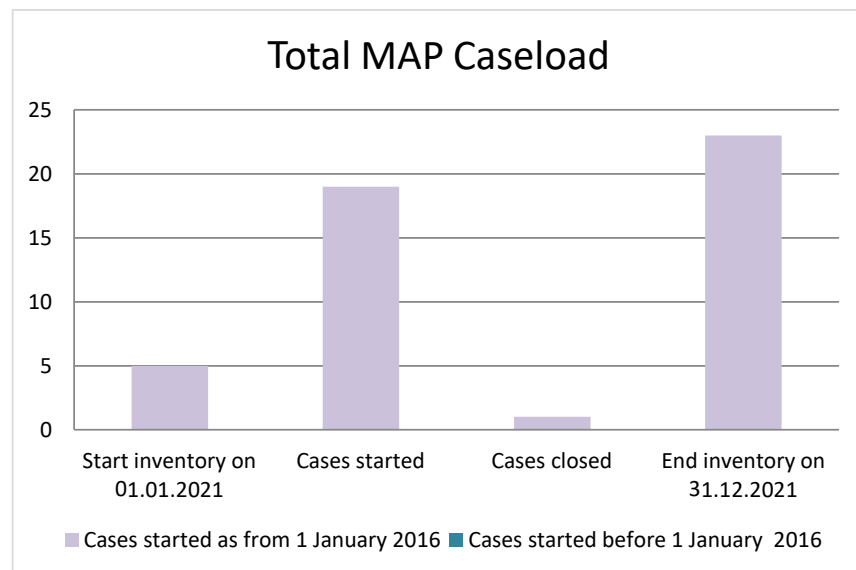
Table 2: Other MAP Cases				
Treaty Partner	average time taken (in months) for post-2015 cases from:			
	"Start" to "End"	Receipt of taxpayer's MAP request to "Start"	"Start" to Milestone 1	Milestone 1 to "End"
Column 1	Column 2	Column 3	Column 4	Column 5
Row 1 Total	n.a.	n.a.	n.a.	n.a.
Notes:				

Annex B

MAP Statistics Reporting for the 2022 Reporting Period (1 January 2022 to 31 December 2022) for all Cases

Table 3: All MAP Cases					
		average time taken (in months) for post-2015 cases from:			
		"Start" to "End"	Receipt of taxpayer's MAP request to "Start"	"Start" to Milestone 1	Milestone 1 to "End"
		Column 1	Column 2	Column 3	Column 4
Row 1	Total Average Time	17.96	1.11	n.a.	n.a.
Notes:					

## Chile



Cases started before 1 January 2016	2021 Start inventory	Cases started	Cases closed	2021 End inventory
Transfer pricing cases	0	0	0	0
Other cases	0	0	0	0

Cases started as from 1 January 2016	2021 Start inventory	Cases started	Cases closed	2021 End inventory
Transfer pricing cases	3	19	1	21
Other cases	2	0	0	2

## Average time needed to close MAP cases

Cases started before 1 January 2016	Average time
Transfer pricing cases	n.a.
Other cases	n.a.

Note: the average time taken to close MAP cases that started before 1 January 2016 was computed by applying the following rules:

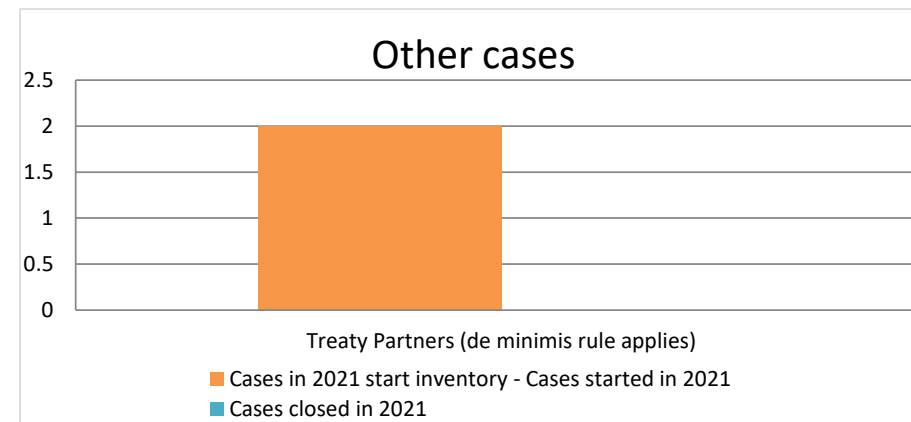
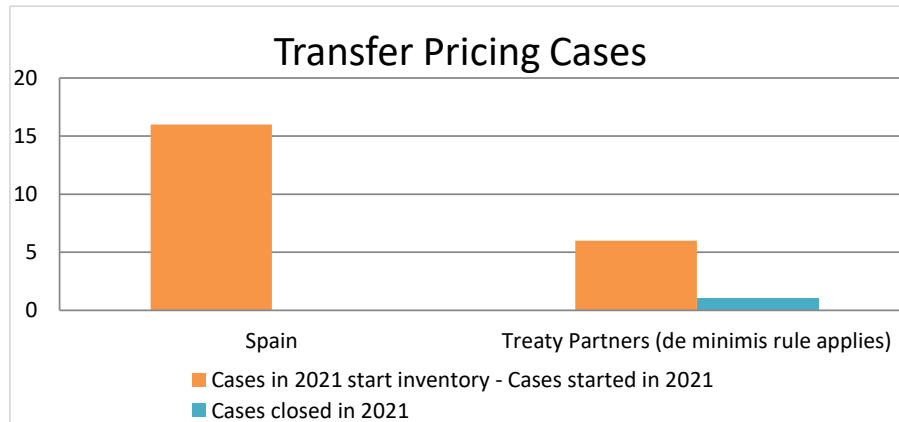
- (i) start date: the date when the MAP request was received; and
- (ii) end date: either the date of the closing letter sent to the taxpayer or the date of final closure of the case if no agreement was reached.

Cases started as from 1 January 2016	Start to End	Receipt to Start	Start to Milestone 1	Milestone 1 to End
Transfer pricing cases	0	1.15	n.a.	n.a.
Other cases	n.a.	n.a.	n.a.	n.a.

Note: the average times to close MAP cases that started as from 1 January 2016 were computed according to the MAP statistics reporting framework available at <http://www.oecd.org/tax/dispute/mutual-agreement-procedure-statistics-reporting-framework.pdf>

## Overview of MAP partners (only for cases started as from 1 January 2016)


*Note: the MAP cases started before 1 January 2016 and closed in 2021 are not shown in these graphs*



The label "Treaty Partners (de minimis rule applies)" applies to treaty partners with which the number of cases in start inventory plus the number of cases started is less than 5. The relevant MAP statistics are aggregated under this category.



## MAP Outcomes - TP cases



100%

- denied MAP access
- objection is not justified
- withdrawn by taxpayer
- unilateral relief granted
- resolved via domestic remedy
- agreement fully eliminating double taxation eliminated / fully resolving taxation not in accordance with tax treaty
- agreement partially eliminating double taxation / partially resolving taxation not in accordance with tax treaty
- agreement that there is no taxation not in accordance with tax treaty
- no agreement including agreement to disagree
- any other outcome

## MAP Outcomes - other cases

n.a.

Cases closed by outcome	denied MAP access	objection is not justified	withdrawn by taxpayer	unilateral relief granted	resolved via domestic remedy	agreement fully eliminating double taxation eliminated / fully resolving taxation not in accordance with tax treaty	agreement partially eliminating double taxation / partially resolving taxation not in accordance with tax treaty	agreement that there is no taxation not in accordance with tax treaty	no agreement including agreement to disagree	any other outcome	Total
<b>Transfer pricing cases (all)</b>	0	0	1	0	0	0	0	0	0	0	1
Cases started before 1 January 2016	0	0	0	0	0	0	0	0	0	0	0
Cases started as from 1 January 2016	0	0	1	0	0	0	0	0	0	0	1
<b>Other cases (all)</b>	0	0	0	0	0	0	0	0	0	0	0
Cases started before 1 January 2016	0	0	0	0	0	0	0	0	0	0	0
Cases started as from 1 January 2016	0	0	0	0	0	0	0	0	0	0	0
<b>All cases</b>	0	0	1	0	0	0	0	0	0	0	1

Annex A

MAP Statistics Reporting for the 2021 Reporting Period (1 January 2021 to 31 December 2021)

category of cases	no. of pre-2016 cases in MAP inventory on 1 January 2021	number of pre-2016 cases closed during the reporting period by outcome:										no. of pre-2016 cases remaining in on MAP inventory on 31 December 2021	average time taken (in months) for closing pre-2016 cases during the reporting period
		denied MAP access	objection is not justified	withdrawn by taxpayer	unilateral relief granted	resolved via domestic remedy	agreement fully eliminating double taxation / fully resolving taxation not in accordance with tax treaty	agreement partially eliminating double taxation / partially resolving taxation not in accordance with tax treaty	agreement that there is no taxation not in accordance with tax treaty	no agreement including agreement to disagree	any other outcome		
Column 1	Column 2	Column 3	Column 4	Column 5	Column 6	Column 7	Column 8	Column 9	Column 10	Column 11	Column 12	Column 13	Column 14
Row 1	Attribution/ Allocation	0	0	0	0	0	0	0	0	0	0	0	n.a.
Row 2	Others	0	0	0	0	0	0	0	0	0	0	0	n.a.
Row 3	Total	0	0	0	0	0	0	0	0	0	0	0	n.a.
Notes:													

Annex B

MAP Statistics Reporting for the 2021 Reporting Period (1 January 2021 to 31 December 2021) for Attribution/Allocation Cases

Table 1: Attribution / Allocation MAP Cases													
Treaty Partner	no. of post-2015 cases in MAP inventory on 1 January 2021	no. of post-2015 cases started during the reporting period	number of post-2015 cases closed during the reporting period by outcome:										no. of post-2015 cases remaining in MAP inventory on 31 December 2021
			denied MAP access	objection is not justified	withdrawn by taxpayer	unilateral relief granted	resolved via domestic remedy	agreement fully eliminating double taxation eliminated / fully resolving taxation not in accordance with tax treaty	agreement partially eliminating double taxation / partially resolving taxation not in accordance with tax treaty	agreement that there is no taxation not in accordance with tax treaty	no agreement including agreement to disagree	any other outcome	
Column 1	Column 2	Column 3	Column 4	Column 5	Column 6	Column 7	Column 8	Column 9	Column 10	Column 11	Column 12	Column 13	Column 14
Spain	0	16	0	0	0	0	0	0	0	0	0	0	16
Treaty Partners (de minimis rule applies)	3	3	0	0	1	0	0	0	0	0	0	0	5
Total	3	19	0	0	1	0	0	0	0	0	0	0	21
<b>Notes:</b> The relevant MAP case was withdrawn by the taxpayer prior to the "start date" as defined in the MAP Statistics Reporting Framework													

Annex B

MAP Statistics Reporting for the 2021 Reporting Period (1 January 2021 to 31 December 2021) for other Cases

Table 2: Other MAP Cases													
Treaty Partner	no. of post-2015 cases in MAP inventory on 1 January 2021	no. of post-2015 cases started during the reporting period	number of post-2015 cases closed during the reporting period by outcome										no. of post-2015 cases remaining in MAP inventory on 31 December 2021
			denied MAP access	objection is not justified	withdrawn by taxpayer	unilateral relief granted	resolved via domestic remedy	agreement fully eliminating double taxation / fully resolving taxation not in accordance with tax treaty	agreement partially eliminating double taxation / partially resolving taxation not in accordance with tax treaty	agreement that there is no taxation not in accordance with tax treaty	no agreement including agreement to disagree	any other outcome	
Column 1	Column 2	Column 3	Column 4	Column 5	Column 6	Column 7	Column 8	Column 9	Column 10	Column 11	Column 12	Column 13	Column 14
Treaty Partners (de minimis rule applies)	2	0	0	0	0	0	0	0	0	0	0	0	2
Total	2	0	0	0	0	0	0	0	0	0	0	0	2
Notes:													

Annex B

MAP Statistics Reporting for the 2021 Reporting Period (1 January 2021 to 31 December 2021) for Attribution/Allocation Cases

Table 1: Attribution / Allocation MAP Cases				
Treaty Partner	average time taken (in months) for post-2015 cases from:			
	"Start" to "End"	Receipt of taxpayer's MAP request to "Start"	"Start" to Milestone 1	Milestone 1 to "End"
Column 1	Column 2	Column 3	Column 4	Column 5
Treaty Partners (de minimis rule applies)	0.00	1.15	n.a.	n.a.
Total	0.00	1.15	n.a.	n.a.
Notes:				

Annex B

MAP Statistics Reporting for the 2021 Reporting Period (1 January 2021 to 31 December 2021) for other Cases

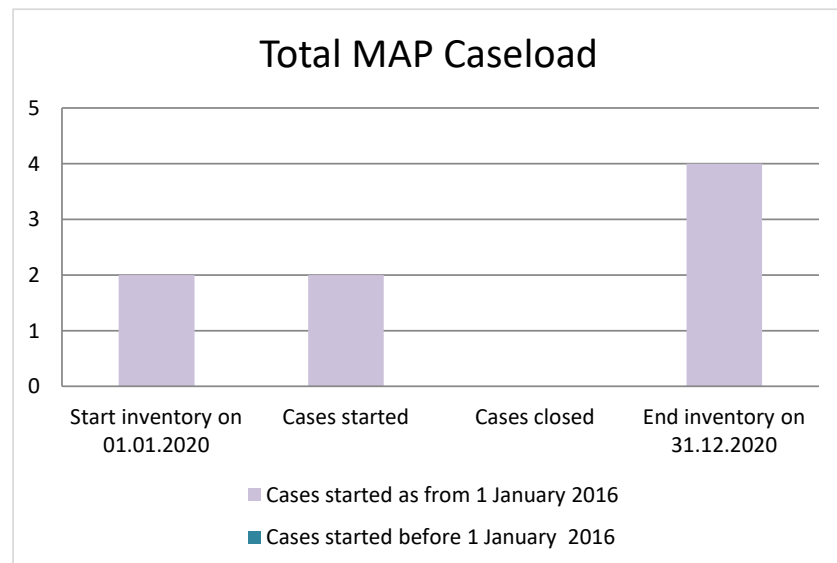
Table 2: Other MAP Cases				
Treaty Partner	average time taken (in months) for post-2015 cases from:			
	"Start" to "End"	Receipt of taxpayer's MAP request to "Start"	"Start" to Milestone 1	Milestone 1 to "End"
Column 1	Column 2	Column 3	Column 4	Column 5
Row 1 Total	n.a.	n.a.	n.a.	n.a.
Notes:				

Annex B

MAP Statistics Reporting for the 2021 Reporting Period (1 January 2021 to 31 December 2021) for all Cases

Table 3: All MAP Cases					
		average time taken (in months) for post-2015 cases from:			
		"Start" to "End"	Receipt of taxpayer's MAP request to "Start"	"Start" to Milestone 1	Milestone 1 to "End"
		Column 1	Column 2	Column 3	Column 4
Row 1	Total Average Time	0.00	1.15	n.a.	n.a.
	<u>Notes:</u>				

## Chile



Cases started before 1 January 2016	2020 Start inventory	Cases started	Cases closed	2020 End inventory
Transfer pricing cases	0	0	0	0
Other cases	0	0	0	0

Cases started as from 1 January 2016	2020 Start inventory	Cases started	Cases closed	2020 End inventory
Transfer pricing cases	0	2	0	2
Other cases	2	0	0	2

## Average time needed to close MAP cases

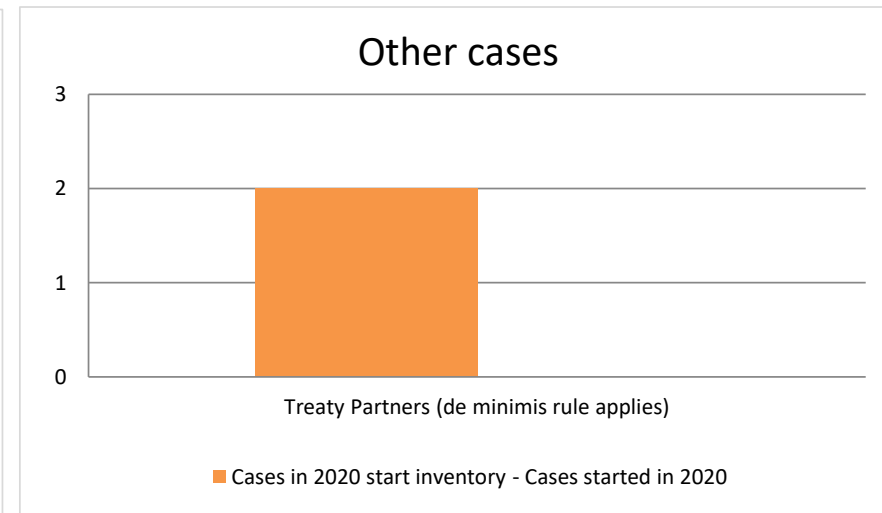
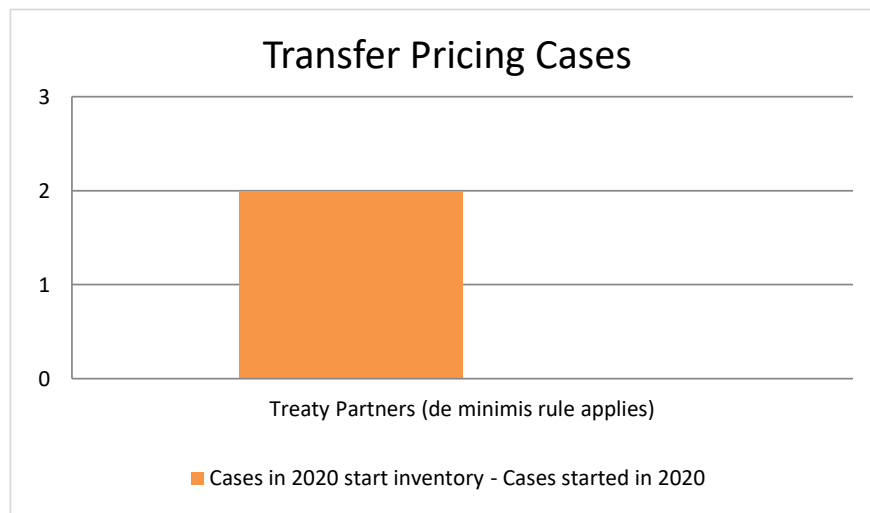
Cases started before 1 January 2016	Average time
Transfer pricing cases	n.a.
Other cases	n.a.

Cases started as from 1 January 2016	Start to End	Receipt to Start	Start to Milestone 1	Milestone 1 to End
Transfer pricing cases	n.a.	n.a.	n.a.	n.a.
Other cases	n.a.	n.a.	n.a.	n.a.



## Overview of MAP partners (only for cases started as from 1 January 2016)

*Note: the MAP cases started before 1 January 2016 and closed in 2020 are not shown in these graphs*



The label "Treaty Partners (de minimis rule applies)" applies to treaty partners with which the number of cases in start inventory plus the number of cases started is at least 5. The relevant MAP statistics are aggregated under this category.

MAP Outcomes - TP cases	MAP Outcomes - other cases
n.a.	n.a.

Cases closed by outcome	denied MAP access	objection is not justified	withdrawn by taxpayer	unilateral relief granted	resolved via domestic remedy	agreement fully eliminating double taxation eliminated / fully resolving taxation not in accordance with tax treaty	agreement partially eliminating double taxation / partially resolving taxation not in accordance with tax treaty	agreement that there is no taxation not in accordance with tax treaty	no agreement including agreement to disagree	any other outcome	Total
<b>Transfer pricing cases (all)</b>	<b>0</b>	<b>0</b>	<b>0</b>	<b>0</b>	<b>0</b>	<b>0</b>	<b>0</b>	<b>0</b>	<b>0</b>	<b>0</b>	<b>0</b>
Cases started before 1 January 2016	0	0	0	0	0	0	0	0	0	0	0
Cases started as from 1 January 2016	0	0	0	0	0	0	0	0	0	0	0
<b>Other cases (all)</b>	<b>0</b>	<b>0</b>	<b>0</b>	<b>0</b>	<b>0</b>	<b>0</b>	<b>0</b>	<b>0</b>	<b>0</b>	<b>0</b>	<b>0</b>
Cases started before 1 January 2016	0	0	0	0	0	0	0	0	0	0	0
Cases started as from 1 January 2016	0	0	0	0	0	0	0	0	0	0	0
<b>All cases</b>	<b>0</b>	<b>0</b>	<b>0</b>	<b>0</b>	<b>0</b>	<b>0</b>	<b>0</b>	<b>0</b>	<b>0</b>	<b>0</b>	<b>0</b>

Annex A

MAP Statistics Reporting for the 2020 Reporting Period (1 January 2020 to 31 December 2020)

category of cases	no. of pre-2016 cases in MAP inventory on 1 January 2020	number of pre-2016 cases closed during the reporting period by outcome:										no. of pre-2016 cases remaining in on MAP inventory on 31 December 2020	average time taken (in months) for closing pre-2016 cases during the reporting period
		denied MAP access	objection is not justified	withdrawn by taxpayer	unilateral relief granted	resolved via domestic remedy	agreement fully eliminating double taxation / fully resolving taxation not in accordance with tax treaty	agreement partially eliminating double taxation / partially resolving taxation not in accordance with tax treaty	agreement that there is no taxation not in accordance with tax treaty	no agreement including agreement to disagree	any other outcome		
Column 1	Column 2	Column 3	Column 4	Column 5	Column 6	Column 7	Column 8	Column 9	Column 10	Column 11	Column 12	Column 13	Column 14
Row 1	Attribution/ Allocation	0	0	0	0	0	0	0	0	0	0	0	n.a.
Row 2	Others	0	0	0	0	0	0	0	0	0	0	0	n.a.
Row 3	Total	0	0	0	0	0	0	0	0	0	0	0	n.a.
Notes:													

Table 1: Attribution / Allocation MAP Cases													
Treaty Partner	no. of post-2015 cases in MAP inventory on 1 January 2020	no. of post-2015 cases started during the reporting period	number of post-2015 cases closed during the reporting period by outcome:										no. of post-2015 cases remaining in MAP inventory on 31 December 2020
			denied MAP access	objection is not justified	withdrawn by taxpayer	unilateral relief granted	resolved via domestic remedy	agreement fully eliminating double taxation eliminated / fully resolving taxation not in accordance with tax treaty	agreement partially eliminating double taxation / partially resolving taxation not in accordance with tax treaty	agreement that there is no taxation not in accordance with tax treaty	no agreement including agreement to disagree	any other outcome	
Column 1	Column 2	Column 3	Column 4	Column 5	Column 6	Column 7	Column 8	Column 9	Column 10	Column 11	Column 12	Column 13	Column 14
Row 1	Treaty Partners (de minimis rule applies)	0	2	0	0	0	0	0	0	0	0	0	2
	Total	0	2	0	0	0	0	0	0	0	0	0	2
Notes:													

Annex B

MAP Statistics Reporting for the 2020 Reporting Period (1 January 2020 to 31 December 2020) for other Cases

Table 2: Other MAP Cases													
Treaty Partner	no. of post-2015 cases in MAP inventory on 1 January 2020	no. of post-2015 cases started during the reporting period	number of post-2015 cases closed during the reporting period by outcome										no. of post-2015 cases remaining in MAP inventory on 31 December 2020
			denied MAP access	objection is not justified	withdrawn by taxpayer	unilateral relief granted	resolved via domestic remedy	agreement fully eliminating double taxation / fully resolving taxation not in accordance with tax treaty	agreement partially eliminating double taxation / partially resolving taxation not in accordance with tax treaty	agreement that there is no taxation not in accordance with tax treaty	no agreement including agreement to disagree	any other outcome	
Column 1	Column 2	Column 3	Column 4	Column 5	Column 6	Column 7	Column 8	Column 9	Column 10	Column 11	Column 12	Column 13	Column 14
Treaty Partners (de minimis rule applies)	2	0	0	0	0	0	0	0	0	0	0	0	2
Total	2	0	0	0	0	0	0	0	0	0	0	0	2
Notes:													

Annex B

MAP Statistics Reporting for the 2020 Reporting Period (1 January 2020 to 31 December 2020) for Attribution/Allocation Cases

Table 1: Attribution / Allocation MAP Cases				
Treaty Partner	average time taken (in months) for post-2015 cases from:			
	"Start" to "End"	Receipt of taxpayer's MAP request to "Start"	"Start" to Milestone 1	Milestone 1 to "End"
Column 1	Column 2	Column 3	Column 4	Column 5
Row 1 Total	n.a.	n.a.	n.a.	n.a.
Notes:				

Annex B

MAP Statistics Reporting for the 2020 Reporting Period (1 January 2020 to 31 December 2020) for other Cases

Table 2: Other MAP Cases				
Treaty Partner	average time taken (in months) for post-2015 cases from:			
	"Start" to "End"	Receipt of taxpayer's MAP request to "Start"	"Start" to Milestone 1	Milestone 1 to "End"
Column 1	Column 2	Column 3	Column 4	Column 5
Row 1 Total	n.a.	n.a.	n.a.	n.a.
Notes:				

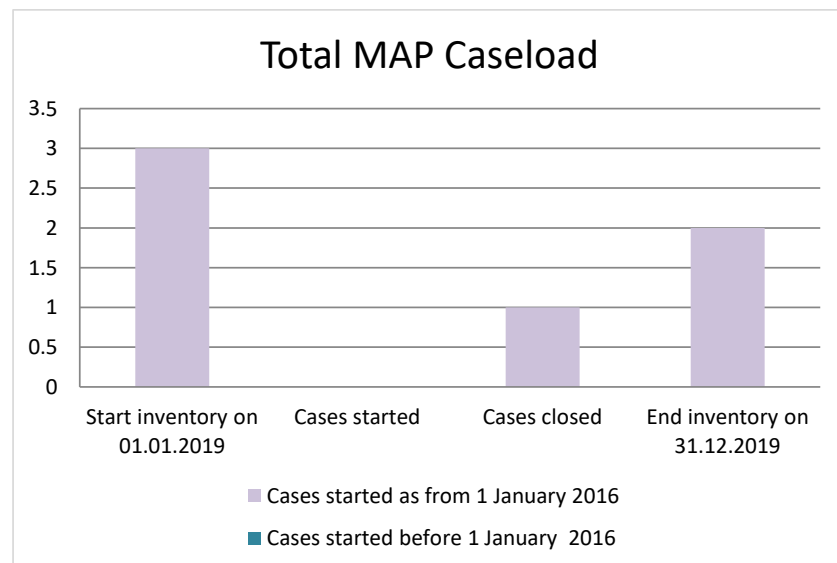
Annex B

MAP Statistics Reporting for the 2020 Reporting Period (1 January 2020 to 31 December 2020) for all Cases

Table 3: All MAP Cases				
	average time taken (in months) for post-2015 cases from:			
	"Start" to "End"	Receipt of taxpayer's MAP request to "Start"	"Start" to Milestone 1	Milestone 1 to "End"
	Column 1	Column 2	Column 3	Column 4
Row 1	Total Average Time	n.a.	n.a.	n.a.
Notes:				



## Chile



Cases started before 1 January 2016	2019 Start inventory	Cases started	Cases closed	2019 End inventory
Transfer pricing cases	0	0	0	0
Other cases	0	0	0	0

Cases started as from 1 January 2016	2019 Start inventory	Cases started	Cases closed	2019 End inventory
Transfer pricing cases	1	0	1	0
Other cases	2	0	0	2

## Average time needed to close MAP cases

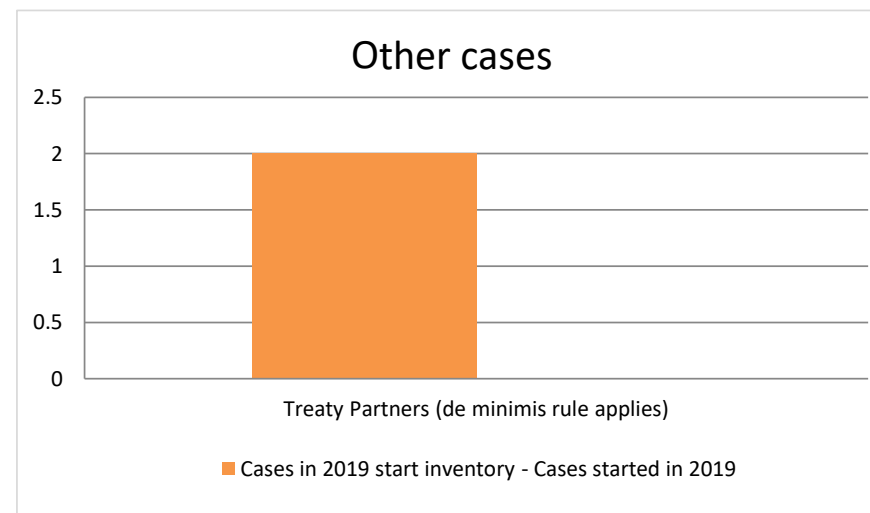
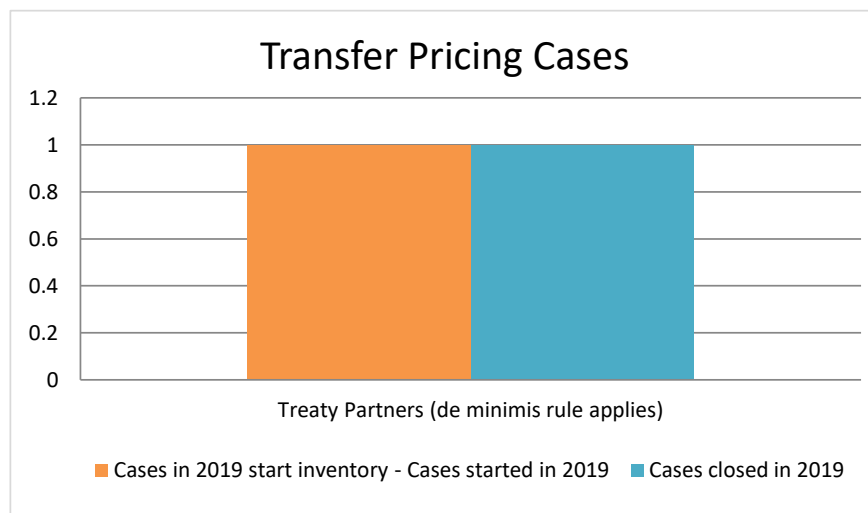
Cases started before 1 January 2016	Average time
Transfer pricing cases	n.a.
Other cases	n.a.

Cases started as from 1 January 2016	Start to End	Receipt to Start	Start to Milestone 1	Milestone 1 to End
Transfer pricing cases	38.47	1.15	16.83	21.63
Other cases	n.a.	n.a.	n.a.	n.a.

Note: the average times to close MAP cases that started as from 1 January 2016 were computed according to the MAP statistics reporting framework available at <http://www.oecd.org/tax/dispute/mutual-agreement-procedure-statistics-reporting-framework.pdf>

## Overview of MAP partners (only for cases started as from 1 January 2016)

*Note: the MAP cases started before 1 January 2016 and closed in 2019 are not shown in these graphs*



The label "Treaty Partners (de minimis rule applies)" applies to treaty partners with which the number of cases in start inventory plus the number of cases started is at least 5. The relevant MAP statistics are aggregated under this category.

The label "Treaty Partners (Others)" applies to treaty partners that are not reporting MAP statistics for the reporting period. The relevant MAP statistics are aggregated under this category.

## MAP Outcomes - TP cases



- denied MAP access
- objection is not justified
- withdrawn by taxpayer
- unilateral relief granted
- resolved via domestic remedy
- agreement fully eliminating double taxation eliminated / fully resolving taxation not in accordance with tax treaty
- agreement partially eliminating double taxation / partially resolving taxation not in accordance with tax treaty
- agreement that there is no taxation not in accordance with tax treaty
- no agreement including agreement to disagree
- any other outcome

## MAP Outcomes - other cases

**n.a.**

Cases closed by outcome	denied MAP access	objection is not justified	withdrawn by taxpayer	unilateral relief granted	resolved via domestic remedy	agreement fully eliminating double taxation eliminated / fully resolving taxation not in accordance with tax treaty	agreement partially eliminating double taxation / partially resolving taxation not in accordance with tax treaty	agreement that there is no taxation not in accordance with tax treaty	no agreement including agreement to disagree	any other outcome	Total
<b>Transfer pricing cases (all)</b>	<b>0</b>	<b>0</b>	<b>0</b>	<b>0</b>	<b>0</b>	<b>0</b>	<b>0</b>	<b>0</b>	<b>0</b>	<b>1</b>	<b>1</b>
Cases started before 1 January 2016	0	0	0	0	0	0	0	0	0	0	0
Cases started as from 1 January 2016	0	0	0	0	0	0	0	0	0	1	1
<b>Other cases (all)</b>	<b>0</b>	<b>0</b>	<b>0</b>	<b>0</b>	<b>0</b>	<b>0</b>	<b>0</b>	<b>0</b>	<b>0</b>	<b>0</b>	<b>0</b>
Cases started before 1 January 2016	0	0	0	0	0	0	0	0	0	0	0
Cases started as from 1 January 2016	0	0	0	0	0	0	0	0	0	0	0
<b>All cases</b>	<b>0</b>	<b>0</b>	<b>0</b>	<b>0</b>	<b>0</b>	<b>0</b>	<b>0</b>	<b>0</b>	<b>0</b>	<b>1</b>	<b>1</b>

Annex A

MAP Statistics Reporting for the 2019 Reporting Period (1 January 2019 to 31 December 2019)

category of cases	no. of pre-2016 cases in MAP inventory on 1 January 2019	number of pre-2016 cases closed during the reporting period by outcome:										no. of pre-2016 cases remaining in on MAP inventory on 31 December 2019	average time taken (in months) for closing pre-2016 cases during the reporting period
		denied MAP access	objection is not justified	withdrawn by taxpayer	unilateral relief granted	resolved via domestic remedy	agreement fully eliminating double taxation / fully resolving taxation not in accordance with tax treaty	agreement partially eliminating double taxation / partially resolving taxation not in accordance with tax treaty	agreement that there is no taxation not in accordance with tax treaty	no agreement including agreement to disagree	any other outcome		
Column 1	Column 2	Column 3	Column 4	Column 5	Column 6	Column 7	Column 8	Column 9	Column 10	Column 11	Column 12	Column 13	Column 14
Row 1	Attribution/ Allocation	0	0	0	0	0	0	0	0	0	0	0	n.a.
Row 2	Others	0	0	0	0	0	0	0	0	0	0	0	n.a.
Row 3	Total	0	0	0	0	0	0	0	0	0	0	0	n.a.
Notes:													

Table 1: Attribution / Allocation MAP Cases													
Treaty Partner	no. of post-2015 cases in MAP inventory on 1 January 2019	no. of post-2015 cases started during the reporting period	number of post-2015 cases closed during the reporting period by outcome:										no. of post-2015 cases remaining in MAP inventory on 31 December 2019
			denied MAP access	objection is not justified	withdrawn by taxpayer	unilateral relief granted	resolved via domestic remedy	agreement fully eliminating double taxation eliminated / fully resolving taxation not in accordance with tax treaty	agreement partially eliminating double taxation / partially resolving taxation not in accordance with tax treaty	agreement that there is no taxation not in accordance with tax treaty	no agreement including agreement to disagree	any other outcome	
Column 1	Column 2	Column 3	Column 4	Column 5	Column 6	Column 7	Column 8	Column 9	Column 10	Column 11	Column 12	Column 13	Column 14
Row 1	Treaty Partners (de minimis rule applies)	1	0	0	0	0	0	0	0	0	0	1	0
	Total	1	0	0	0	0	0	0	0	0	0	1	0
Notes:													

Annex B

MAP Statistics Reporting for the 2019 Reporting Period (1 January 2019 to 31 December 2019) for other Cases

Table 2: Other MAP Cases													
Treaty Partner	no. of post-2015 cases in MAP inventory on 1 January 2019	no. of post-2015 cases started during the reporting period	number of post-2015 cases closed during the reporting period by outcome										no. of post-2015 cases remaining in MAP inventory on 31 December 2019
			denied MAP access	objection is not justified	withdrawn by taxpayer	unilateral relief granted	resolved via domestic remedy	agreement fully eliminating double taxation / fully resolving taxation not in accordance with tax treaty	agreement partially eliminating double taxation / partially resolving taxation not in accordance with tax treaty	agreement that there is no taxation not in accordance with tax treaty	no agreement including agreement to disagree	any other outcome	
Column 1	Column 2	Column 3	Column 4	Column 5	Column 6	Column 7	Column 8	Column 9	Column 10	Column 11	Column 12	Column 13	Column 14
Treaty Partners (de minimis rule applies)	2	0	0	0	0	0	0	0	0	0	0	0	2
Total	2	0	0	0	0	0	0	0	0	0	0	0	2
Notes:													

Annex B

MAP Statistics Reporting for the 2019 Reporting Period (1 January 2018 to 31 December 2019) for Attribution/Allocation Cases

Table 1: Attribution / Allocation MAP Cases				
Treaty Partner	average time taken (in months) for post-2015 cases from:			
	"Start" to "End"	Receipt of taxpayer's MAP request to "Start"	"Start" to Milestone 1	Milestone 1 to "End"
Column 1	Column 2	Column 3	Column 4	Column 5
Treaty Partners (de minimis rule applies)	38.47	1.15	16.83	21.63
Total	38.47	1.15	16.83	21.63
Notes:				

Annex B

MAP Statistics Reporting for the 2019 Reporting Period (1 January 2019 to 31 December 2019) for other Cases

Table 2: Other MAP Cases				
Treaty Partner	average time taken (in months) for post-2015 cases from:			
	"Start" to "End"	Receipt of taxpayer's MAP request to "Start"	"Start" to Milestone 1	Milestone 1 to "End"
Column 1	Column 2	Column 3	Column 4	Column 5
Row 1 Total	n.a.	n.a.	n.a.	n.a.
Notes:				



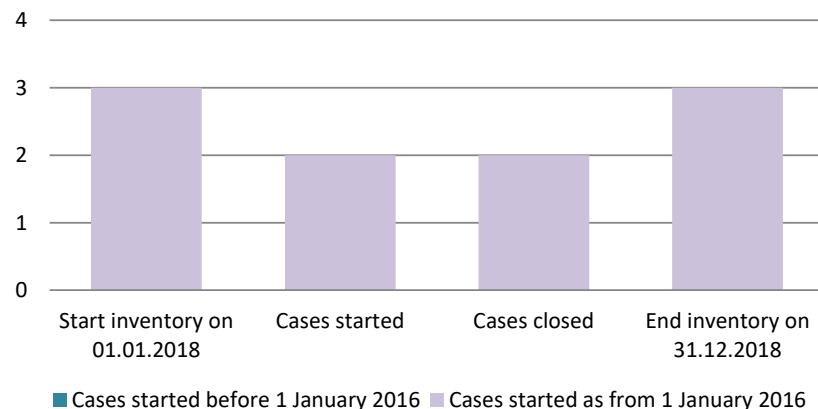
Annex B

MAP Statistics Reporting for the 2019 Reporting Period (1 January 2019 to 31 December 2019) for all Cases

Table 3: All MAP Cases					
		average time taken (in months) for post-2015 cases from:			
		"Start" to "End"	Receipt of taxpayer's MAP request to "Start"	"Start" to Milestone 1	Milestone 1 to "End"
		Column 1	Column 2	Column 3	Column 4
Row 1	Total Average Time	38.47	1.15	16.83	21.63
	<u>Notes:</u>				

## Chile

### Total MAP Caseload



Cases started before 1 January 2016	2018 Start inventory	Cases started	Cases closed	2018 End inventory
Transfer pricing cases	0	0	0	0
Other cases	0	0	0	0

Cases started as from 1 January 2016	2018 Start inventory	Cases started	Cases closed	2018 End inventory
Transfer pricing cases	2	0	1	1
Other cases	1	2	1	2

### Average time needed to close MAP cases

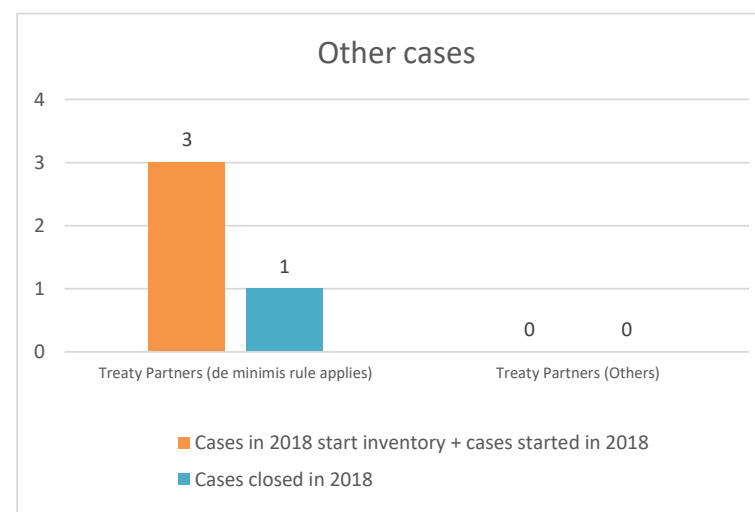
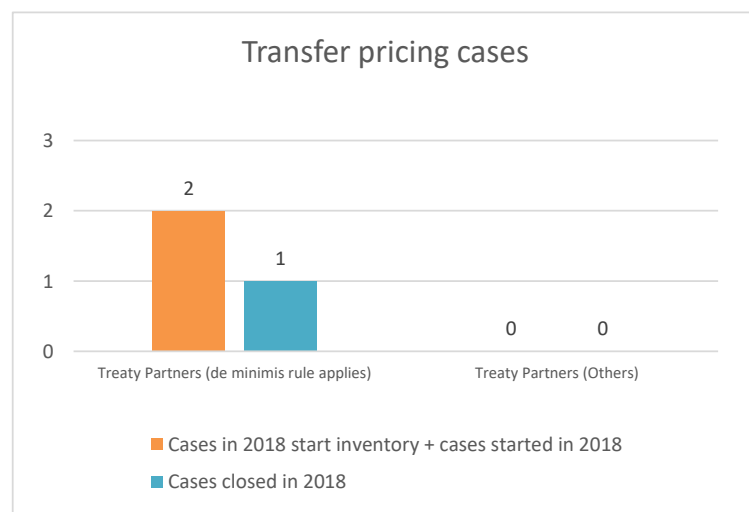
Cases started before 1 January 2016	Average time
Transfer pricing cases	n.a.
Other cases	n.a.

Cases started as from 1 January 2016	Start to End	Receipt to Start	Start to Milestone 1	Milestone 1 to End
Transfer pricing cases	28.37	1.15	n.a.	n.a.
Other cases	11.44	1.15	n.a.	n.a.

Note: the average times to close MAP cases that started as from 1 January 2016 were computed according to the MAP statistics reporting framework available at <http://www.oecd.org/tax/dispute/mutual-agreement-procedure-statistics-reporting-framework.pdf>

## Overview of MAP partners (only for cases started as from 1 January 2016)

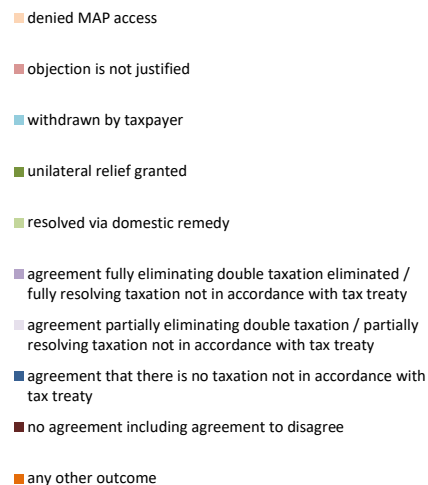
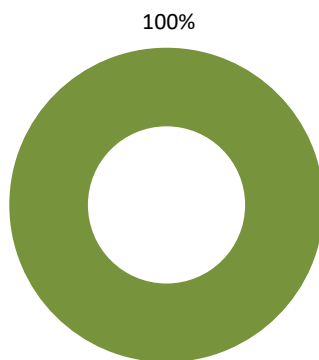
*Note: the MAP cases started before 1 January 2016 and closed in 2018 are not shown in these graphs*



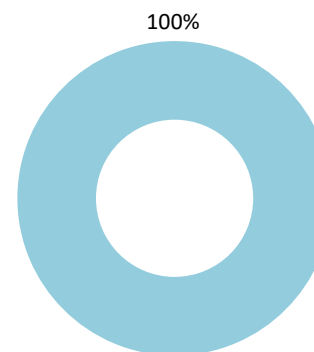
The label "Treaty Partners (de minimis rule applies)" applies to treaty partners with which the number of cases in start inventory plus the number of cases started is at least 5. The relevant MAP statistics are aggregated under this category.

The label "Treaty Partners (Others)" applies to treaty partners that are not reporting MAP statistics for the reporting period. The relevant MAP statistics are aggregated under this category.

## MAP Outcomes - TP cases



## MAP Outcomes - other cases



Cases closed by outcome	denied MAP access	objection is not justified	withdrawn by taxpayer	unilateral relief granted	resolved via domestic remedy	agreement fully eliminating double taxation eliminated / fully resolving taxation not in accordance with tax treaty	agreement partially eliminating double taxation / partially resolving taxation not in accordance with tax treaty	agreement that there is no taxation not in accordance with tax treaty	no agreement including agreement to disagree	any other outcome	Total
<b>Transfer pricing cases (all)</b>	0	0	0	1	0	0	0	0	0	0	1
Cases started before 1 January 2016	0	0	0	0	0	0	0	0	0	0	0
Cases started as from 1 January 2016	0	0	0	1	0	0	0	0	0	0	1
<b>Other cases (all)</b>	0	0	1	0	0	0	0	0	0	0	1
Cases started before 1 January 2016	0	0	0	0	0	0	0	0	0	0	0
Cases started as from 1 January 2016	0	0	1	0	0	0	0	0	0	0	1
<b>All cases</b>	0	0	1	1	0	0	0	0	0	0	2

Annex A

MAP Statistics Reporting for the 2018 Reporting Period (1 January 2018 to 31 December 2018)

	category of cases	no. of pre-2016 cases in MAP inventory on 1 January 2018	number of pre-2016 cases closed during the reporting period by outcome:									no. of pre-2016 cases remaining in on MAP inventory on 31 December 2018	average time taken (in months) for closing pre-2016 cases during the reporting period	
			denied MAP access	objection is not justified	withdrawn by taxpayer	unilateral relief granted	resolved via domestic remedy	agreement fully eliminating double taxation / fully resolving taxation not in accordance with tax treaty	agreement partially eliminating double taxation / partially resolving taxation not in accordance with tax treaty	agreement that there is no taxation not in accordance with tax treaty	no agreement including agreement to disagree			any other outcome
	Column 1	Column 2	Column 3	Column 4	Column 5	Column 6	Column 7	Column 8	Column 9	Column 10	Column 11	Column 12	Column 13	Column 14
Row 1	Attribution/ Allocation	0	0	0	0	0	0	0	0	0	0	0	0	n.a.
Row 2	Others	0	0	0	0	0	0	0	0	0	0	0	0	n.a.
Row 3	Total	0	0	0	0	0	0	0	0	0	0	0	0	n.a.
	Notes:													

Annex B

MAP Statistics Reporting for the 2018 Reporting Period (1 January 2018 to 31 December 2018) for Attribution/allocation Cases

Table 1: Attribution / Allocation MAP Cases													
Treaty Partner	no. of post-2015 cases in MAP inventory on 1 January 2018	no. of post-2015 cases started during the reporting period	number of post-2015 cases closed during the reporting period by outcome:										no. of post-2015 cases remaining in MAP inventory on 31 December 2018
			denied MAP access	objection is not justified	withdrawn by taxpayer	unilateral relief granted	resolved via domestic remedy	agreement fully eliminating double taxation eliminated / fully resolving taxation not in accordance with tax treaty	agreement partially eliminating double taxation / partially resolving taxation not in accordance with tax treaty	agreement that there is no taxation not in accordance with tax treaty	no agreement including agreement to disagree	any other outcome	
Column 1	Column 2	Column 3	Column 4	Column 5	Column 6	Column 7	Column 8	Column 9	Column 10	Column 11	Column 12	Column 13	Column 14
Row 2 Treaty Partners ( <i>de minimis</i> rule applies)	2	0	0	0	0	1	0	0	0	0	0	0	1
Row 3 Treaty Partners (Others)	0	0	0	0	0	0	0	0	0	0	0	0	0
Total	2	0	0	0	0	1	0	0	0	0	0	0	1

Notes

Chile would like to clarify the following regarding two cases. For one, Chile was informed on 27 June 2017 by the other competent authority (case 1), and for the other one, Chile became aware of it in October 2017 by a comment from the OECD Secretariat (case 2).

1) Case 1: The Chilean competent authority received an email correspondence from a treaty partner competent authority informing Chile that on 14 June 2016 (OECD start date: 19 July 2016), the treaty partner has received an attribution/allocation MAP case which in its view may involve the Chilean tax authority. The treaty partner indicated in its email correspondence that the referred case has not yet been communicated with the Chilean competent authority and therefore the dates should only be noted for statistical purposes. The Chilean tax authority received a notification from the treaty partner competent authority on 12 February 2018; no request from any related party in Chile concerning case 1 has been received.

2) Case 2: Chile became aware of the MAP case in October 2017. The Secretariat informed Chile that a treaty partner jurisdiction had reported one post-2015 attribution / allocation case pending with Chile. Since such a MAP case was not initially included in the 2016 Chile's MAP Statistics, Chile contacted the relevant treaty partner competent authority, which indicated Chile that a notification had been sent to Chile on 11 May 2016. As Chile did not receive such a notification Chile requested the treaty partner competent authority to send it again and also to be handed by the treaty party Delegate to the Delegate for Chile during the 'WP10 on the Exchange of Information and Tax Compliance' held in Paris between 24 and 26 October 2017. The Delegate for Chile received the notification letter on 24 October 2017 and the resent letter was received by the Chilean competent authority in November 2017. Regarding this case Chile can confirm that the Chilean competent authority has not received a request from any related party in Chile. Furthermore, the Chilean competent authority, by letter of 1 November 2017, was informed by the treaty partner competent authority that the treaty partner tax administration decided to withdraw the relevant adjustment. By email of 18 January 2018 the treaty partner competent authority further informed that for MAP Statistics Reporting Framework purposes the case would be closed by 31 December 2018. By email of 19 November 2018, the treaty partner competent authority informed Chile that official communication with the taxpayer was on 4 October 2018. Given paragraph 12 of the MAP Statistics Reporting Framework document, Chile took this latter date as the end date for OECD statistics purposes, which was confirmed by the treaty partner competent authority by email dated 7 May 2019.

Annex B

MAP Statistics Reporting for the 2018 Reporting Period (1 January 2018 to 31 December 2018) for other Cases

Table 2: Other MAP Cases													
Treaty Partner	no. of post-2015 cases in MAP inventory on 1 January 2018	no. of post-2015 cases started during the reporting period	number of post-2015 cases closed during the reporting period by outcome										no. of post-2015 cases remaining in MAP inventory on 31 December 2018
			denied MAP access	objection is not justified	withdrawn by taxpayer	unilateral relief granted	resolved via domestic remedy	agreement fully eliminating double taxation eliminated / fully resolving taxation not in accordance with tax treaty	agreement partially eliminating double taxation / partially resolving taxation not in accordance with tax treaty	agreement that there is no taxation not in accordance with tax treaty	no agreement including agreement to disagree	any other outcome	
Column 1	Column 2	Column 3	Column 4	Column 5	Column 6	Column 7	Column 8	Column 9	Column 10	Column 11	Column 12	Column 13	Column 14
Row 2 Treaty Partners ( <i>de minimis</i> rule applies)	1	2	0	0	1	0	0	0	0	0	0	0	2
Row 3 Treaty Partners (Others)	0	0	0	0	0	0	0	0	0	0	0	0	0
Total	1	2	0	0	1	0	0	0	0	0	0	0	2
Notes:													

Annex B

MAP Statistics Reporting for the 2018 Reporting Period (1 January 2018 to 31 December 2018) for Attribution/allocation Cases

Table 1: Attribution / Allocation MAP Cases				
Treaty Partner	average time taken (in months) for post-2015 cases from:			
	"Start" to "End"	Receipt of taxpayer's MAP request to "Start"	"Start" to Milestone 1	Milestone 1 to "End"
Column 1	Column 2	Column 3	Column 4	Column 5
Row 2 Treaty Partners (de minimis rule applies)	28.37	1.15	n.a.	n.a.
Row 3 Treaty Partners (Others)	n.a.	n.a.	n.a.	n.a.
Total Average Time	28.37	1.15	n.a.	n.a.
<b>Notes:</b> As to the case closed in the 2018 Reporting Period, the Chilean competent authority, by letter dated 1 November 2017, was informed by a treaty partner competent authority that the treaty partner tax administration decided to withdraw the relevant adjustment. By email dated 18 January 2018, the treaty partner competent authority further informed that for MAP Statistics Reporting Framework purposes the case would be closed by 31 December 2018. By email dated 19 November 2018, the treaty partner competent authority informed Chile that official communication with the taxpayer was on 4 October 2018. Given paragraph 12 of the MAP Statistics Reporting Framework document, Chile took this latter date as the end date for OECD statistics purposes, which was confirmed by the treaty partner competent authority by email dated 7 May 2019.				



Annex B

MAP Statistics Reporting for the 2018 Reporting Period (1 January 2018 to 31 December 2018) for other Cases

Table 2: Other MAP Cases					
Treaty Partner		average time taken (in months) for post-2015 cases from:			
		"Start" to "End"	Receipt of taxpayer's MAP request to "Start"	"Start" to Milestone 1	Milestone 1 to "End"
Column 1		Column 2	Column 3	Column 4	Column 5
Row 2	Treaty Partners ( <i>de minimis</i> rule applies)	11.44	1.15	n.a.	n.a.
Row 3	Treaty Partners (Others)	n.a.	n.a.	n.a.	n.a.
Total Average Time		11.44	1.15	n.a.	n.a.
Notes:					

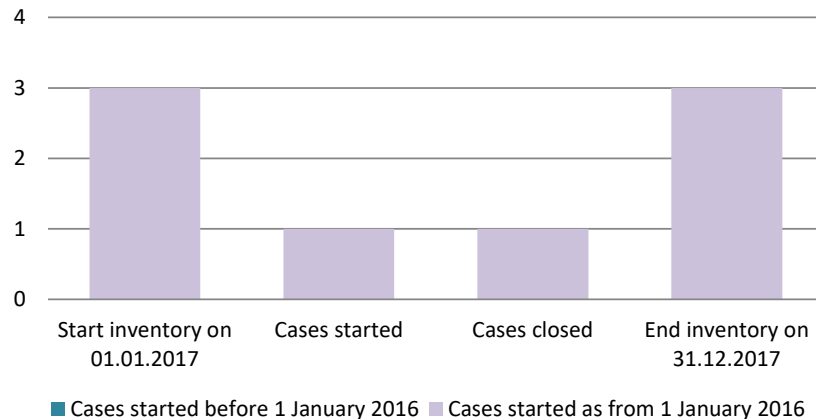
**Annex B**

**MAP Statistics Reporting for the 2018 Reporting Period (1 January 2018 to 31 December 2018) for all Cases**

Table 3: All MAP Cases					
		average time taken (in months) for post-2015 cases from:			
		"Start" to "End"	Receipt of taxpayer's MAP request to "Start"	"Start" to Milestone 1	Milestone 1 to "End"
		Column 1	Column 2	Column 3	Column 4
		Column 1	Column 2	Column 3	Column 4
Row 1	Total Average Time	19.91	1.15	n.a.	n.a.
	Notes:				

## Chile

### Total MAP Caseload



Cases started before 1 January 2016	2017 start inventory	Cases started	Cases closed	2017 end inventory
Transfer pricing cases	0	0	0	0
Other cases	0	0	0	0

Cases started as from 1 January 2016	2017 start inventory	Cases started	Cases closed	2017 end inventory
Transfer pricing cases	3	0	1	2
Other cases	0	1	0	1

### Average time needed to close MAP cases (in months)

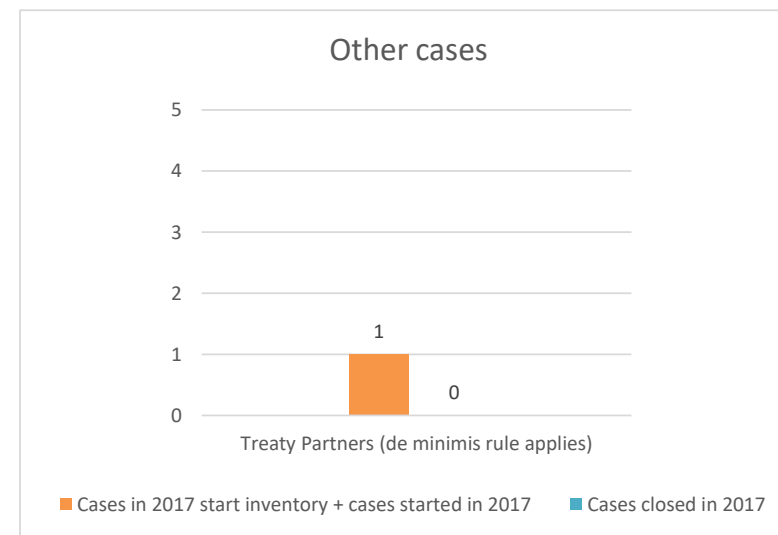
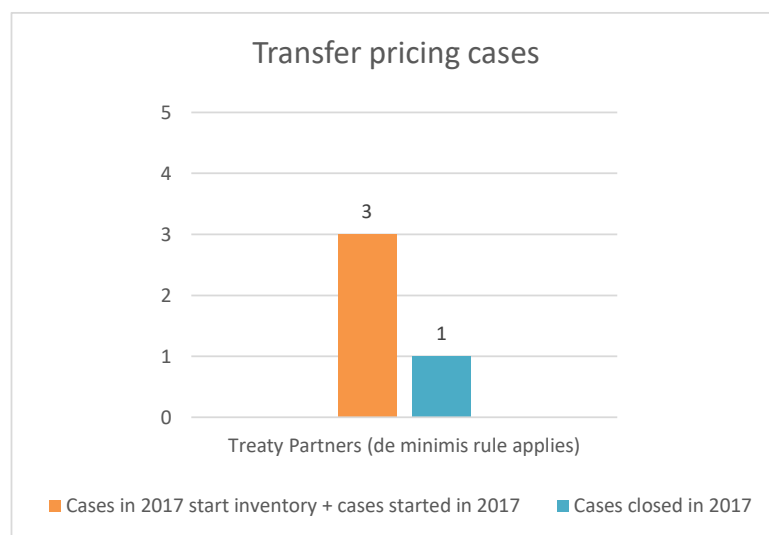
Cases started before 1 January 2016	Average time
Transfer pricing cases	n.a.
Other cases	n.a.

Cases started as from 1 January 2016	Start to End	Receipt to Start	Start to Milestone 1	Milestone 1 to End
Transfer pricing cases	6.90	1.15	n.a.	n.a.
Other cases	n.a.	n.a.	n.a.	n.a.

Note: the average times to close MAP cases that started as from 1 January 2016 were computed according to the MAP statistics reporting framework available at <http://www.oecd.org/tax/dispute/mutual-agreement-procedure-statistics-reporting-framework.pdf>

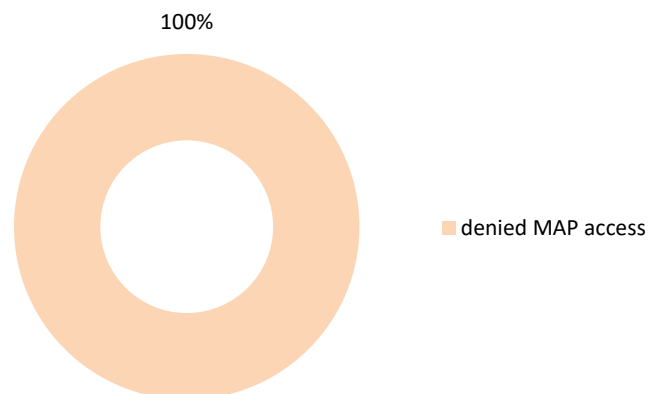
## Overview of MAP partners (only for cases started as from 1 January 2016)

*Note: the MAP cases started before 1 January 2016 and closed in 2017 are not shown in these graphs*



The label "Treaty Partners (de minimis rule applies)" applies to treaty partners with which the number of cases in start inventory plus the number of cases started is at least 5. The relevant MAP statistics are aggregated under this category.

## MAP Outcomes



Cases closed by outcome	denied MAP access	objection is not justified	withdrawn by taxpayer	unilateral relief granted	resolved via domestic remedy	agreement fully eliminating double taxation / fully resolving taxation not in accordance with tax treaty	agreement partially eliminating double taxation / partially resolving taxation not in accordance with tax treaty	agreement that there is no taxation not in accordance with tax treaty	no agreement including agreement to disagree	any other outcome	Total
<b>Transfer pricing cases (all)</b>	1	0	0	0	0	0	0	0	0	0	1
Cases started before 1 January 2016	0	0	0	0	0	0	0	0	0	0	0
Cases started as from 1 January 2016	1	0	0	0	0	0	0	0	0	0	1
<b>Other cases (all)</b>	0	0	0	0	0	0	0	0	0	0	0
Cases started before 1 January 2016	0	0	0	0	0	0	0	0	0	0	0
Cases started as from 1 January 2016	0	0	0	0	0	0	0	0	0	0	0
<b>All cases</b>	1	0	0	0	0	0	0	0	0	0	1

Annex A

MAP Statistics Reporting for the 2017 Reporting Period (1 January 2017 to 31 December 2017) for Pre-2016 Cases

category of cases	no. of pre-2016 cases in MAP inventory on 1 January 2017	number of pre-2016 cases closed during the reporting period by outcome:										no. of pre-2016 cases remaining in on MAP inventory on 31 December 2017	average time taken (in months) for closing pre-2016 cases during the reporting period
		denied MAP access	objection is not justified	withdrawn by taxpayer	unilateral relief granted	resolved via domestic remedy	agreement fully eliminating double taxation / fully resolving taxation not in accordance with tax treaty	agreement partially eliminating double taxation / partially resolving taxation not in accordance with tax treaty	agreement that there is no taxation not in accordance with tax treaty	no agreement including agreement to disagree	any other outcome		
Column 1	Column 2	Column 3	Column 4	Column 5	Column 6	Column 7	Column 8	Column 9	Column 10	Column 11	Column 12	Column 13	Column 14
Row 1 Attribution/ Allocation	0	0	0	0	0	0	0	0	0	0	0	0	n.a.
Row 2 Others	0	0	0	0	0	0	0	0	0	0	0	0	n.a.
Row 3 Total	0	0	0	0	0	0	0	0	0	0	0	0	n.a.
Notes:													

Annex B

MAP Statistics Reporting for the 2017 Reporting Period (1 January 2017 to 31 December 2017) for Post-2015 Cases

Table 1: Attribution / Allocation MAP Cases													
Treaty Partner	no. of post-2015 cases in MAP inventory on 1 January 2017	no. of post-2015 cases started during the reporting period	number of post-2015 cases closed during the reporting period by outcome:										no. of post-2015 cases remaining in MAP inventory on 31 December 2017
			denied MAP access	objection is not justified	withdrawn by taxpayer	unilateral relief granted	resolved via domestic remedy	agreement fully eliminating double taxation eliminated / fully resolving taxation not in accordance with tax treaty	agreement partially eliminating double taxation / partially resolving taxation not in accordance with tax treaty	agreement that there is no taxation not in accordance with tax treaty	no agreement including agreement to disagree	any other outcome	
Column 1	Column 2	Column 3	Column 4	Column 5	Column 6	Column 7	Column 8	Column 9	Column 10	Column 11	Column 12	Column 13	Column 14
Row 2 Treaty Partners ( <i>de minimis</i> rule applies)	3	0	1	0	0	0	0	0	0	0	0	0	2
Row 3 Treaty Partners (Others)	0	0	0	0	0	0	0	0	0	0	0	0	0
Total	3	0	1	0	0	0	0	0	0	0	0	0	2
<b>Notes</b> Chile would like to clarify regarding two cases informed under Column 2. On one Chile was advised of on June 27, 2017 by the other competent authority (case 1) and on the other one Chile became aware of on October 2017 by a comment from the OECD Secretariat (case 2). Regarding case 1, the Chilean competent authority received an email correspondence from a treaty partner competent authority informing us that on June 14, 2016 (OECD start date: July 19, 2016), they have received an attribution/allocation MAP case which in their view may involve the Chilean tax authority. The treaty partner competent authority indicated in their email correspondence, that the referred case, as they know, has not yet been communicated with Chilean competent authority and therefore, the dates should only be noted for statistical purposes. Chilean tax authority received a notification from the treaty partner competent authority on February 12, 2018; no request from any related party in Chile concerning case 1 has been received. As to case 2, Chile became aware of the MAP case on October 2017, the Secretariat in the context of the verification on 2016 Chile MAP Statistics Reporting Framework informed Chile that a treaty partner jurisdiction had reported one post-2015 attribution / allocation case pending with Chile. Since such a MAP case was not initially included in 2016 Chile's MAP Statistics, Chile contacted the relevant treaty partner competent authority, which indicated Chile that a notification had been sent to us on May 11, 2016. As Chile did not receive such a notification Chile requested the treaty partner competent authority to send it again and also to be handed by the treaty party Delegate to the Delegate to Chile during the "WP10 on the Exchange of Information and Tax Compliance" held in Paris between 24 and 26 October 2017. The Delegate to Chile received the notification letter on October 24, 2017 and the resent letter was received by Chilean competent authority in November 2017. Regarding this case Chile can confirm that the Chilean competent authority has not received a request from any related party in Chile.													

Annex B

MAP Statistics Reporting for the 2017 Reporting Period (1 January 2017 to 31 December 2017) for Post-2015 Cases

Table 2: Other MAP Cases													
Treaty Partner	no. of post-2015 cases in MAP inventory on 1 January 2017	no. of post-2015 cases started during the reporting period	number of post-2015 cases closed during the reporting period by outcome										no. of post-2015 cases remaining in MAP inventory on 31 December 2017
			denied MAP access	objection is not justified	withdrawn by taxpayer	unilateral relief granted	resolved via domestic remedy	agreement fully eliminating double taxation / fully resolving taxation not in accordance with tax treaty	agreement partially eliminating double taxation / partially resolving taxation not in accordance with tax treaty	agreement that there is no taxation not in accordance with tax treaty	no agreement including agreement to disagree	any other outcome	
Column 1	Column 2	Column 3	Column 4	Column 5	Column 6	Column 7	Column 8	Column 9	Column 10	Column 11	Column 12	Column 13	Column 14
Row 2 Treaty Partners ( <i>de minimis</i> rule applies)	0	1	0	0	0	0	0	0	0	0	0	0	1
Row 3 Treaty Partners (Others)	0	0	0	0	0	0	0	0	0	0	0	0	0
Total	0	1	0	0	0	0	0	0	0	0	0	0	1
Notes:													



Annex B

MAP Statistics Reporting for the 2017 Reporting Period (1 January 2017 to 31 December 2017) for Post-2015 Cases

Table 1: Attribution / Allocation MAP Cases				
Treaty Partner	average time taken (in months) for post-2015 cases from:			
	"Start" to "End"	Receipt of taxpayer's MAP request to "Start"	"Start" to Milestone 1	Milestone 1 to "End"
Column 1	Column 2	Column 3	Column 4	Column 5
Row 2 Treaty Partners (de minimis rule applies)	6.90	1.15		
Row 3 Treaty Partners (Others)				
Total Average Time	6.90	1.15	n.a.	n.a.
Notes:				

Annex B

MAP Statistics Reporting for the 2017 Reporting Period (1 January 2017 to 31 December 2017) for Post-2015 Cases

Table 2: Other MAP Cases				
Treaty Partner	average time taken (in months) for post-2015 cases from:			
	"Start" to "End"	Receipt of taxpayer's MAP request to "Start"	"Start" to Milestone 1	Milestone 1 to "End"
Column 1	Column 2	Column 3	Column 4	Column 5
Row 2 Treaty Partners ( <i>de minimis</i> rule applies)				
Row 3 Treaty Partners (Others)				
Total Average Time	n.a.	n.a.	n.a.	n.a.
Notes:				

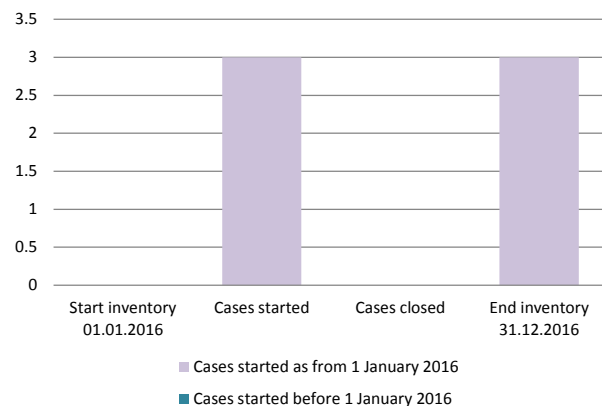
**Annex B**

**MAP Statistics Reporting for the 2017 Reporting Period (1 January 2017 to 31 December 2017) for Post-2015 Cases**

Table 3: All MAP Cases					
	average time taken (in months) for post-2015 cases from:				
	"Start" to "End"	Receipt of taxpayer's MAP request to "Start"	"Start" to Milestone 1	Milestone 1 to "End"	
	Column 1	Column 2	Column 3	Column 4	
Row 1	Total Average Time	6.90	1.15	n.a.	n.a.
	Notes:				

## Chile

### Total MAP Caseload



Cases started before 1 January 2016	Start inventory	Cases started	Cases closed	End inventory
Transfer pricing cases	0	0	0	0
Other cases	0	0	0	0

Cases started as from 1 January 2016	Start inventory	Cases started	Cases closed	End inventory
Transfer pricing cases	0	3	0	3
Other cases	0	0	0	0

Chile would like to clarify regarding two transfer pricing cases. Chile was advised of one case on June 27, 2017 by the other competent authority (case 1) and Chile became aware of the other one in October 2017 while gathering the 2016 MAP statistics (case 2).

Regarding case 1, the Chilean competent authority received an email correspondence from a treaty partner competent authority informing that on June 14, 2016 (OECD start date: July 19, 2016), they have received a transfer pricing MAP case which in their view may involve the Chilean tax authority. The treaty partner competent authority indicated in their email correspondence, that the referred case, as they know, has not yet been communicated with Chilean competent authority and therefore, the dates should only be noted for statistical purposes. Chile can confirm that the Chilean tax authority has not received a notification from the treaty partner competent authority nor a request from any related party in Chile with regards to case 1.

As to case 2, the MAP case Chile became aware of in October 2017, in the context of the verification on Chile MAP Statistics, Chile was informed that a treaty partner jurisdiction had reported one transfer pricing case pending with Chile that started after 1 January 2016. Since such a MAP case had not been included in 2016 Chile's MAP Statistics, Chile contacted the relevant treaty partner competent authority which indicated us that a notification had been sent to us on May 11, 2016. As Chile did not receive such a notification Chile has requested the treaty partner competent authority to send it again. Regarding this case Chile can confirm that the Chilean competent authority has not received a request from any related party in Chile.

### Average time needed to close MAP cases

Cases started before 1 January 2016	Average time
Transfer pricing cases	n.a.
Other cases	n.a.

Cases started as from 1 January 2016	Start to End	Receipt to Start	Start to Milestone 1	Milestone 1 to End
Transfer pricing cases	n.a.	n.a.	n.a.	n.a.
Other cases	n.a.	n.a.	n.a.	n.a.

Cases closed by outcome	denied MAP access	objection is not justified	withdrawn by taxpayer	unilateral relief granted	resolved via domestic remedy	agreement fully eliminating double taxation / fully resolving taxation not in accordance with tax treaty	agreement partially eliminating double taxation / partially resolving taxation not in accordance with tax treaty	agreement that there is no taxation not in accordance with tax treaty	no agreement including agreement to disagree	any other outcome	Total
<b>Transfer pricing cases (all)</b>	0	0	0	0	0	0	0	0	0	0	0
Cases started before 1 January 2016	0	0	0	0	0	0	0	0	0	0	0
Cases started as from 1 January 2016	0	0	0	0	0	0	0	0	0	0	0
<b>Other cases (all)</b>	0	0	0	0	0	0	0	0	0	0	0
Cases started before 1 January 2016	0	0	0	0	0	0	0	0	0	0	0
Cases started as from 1 January 2016	0	0	0	0	0	0	0	0	0	0	0
<b>All cases</b>	0	0	0	0	0	0	0	0	0	0	0

Note: the MAP statistics previously reported by the jurisdiction are available at <http://www.oecd.org/ctp/dispute/map-statistics-2006-2015.htm>

# MAP Statistics prior to 2016

## Background

In 2006 the OECD began to compile annual statistics on the mutual agreement procedure (MAP) caseloads of all its member countries and of partner economies that agreed to provide such statistics. The statistics for each reporting period up to 2015 (generally a calendar year) included:

- opening inventory of MAP cases on the first day of the reporting period;
- number of MAP cases initiated during the reporting period;
- number of MAP cases completed during the reporting period;
- ending inventory of MAP cases on the last day of the reporting period;
- cases closed or withdrawn with double taxation during the reporting period; and
- average cycle time for cases completed, closed or withdrawn during the reporting period.

## Note on the calculation of MAP Statistics for 2006-2015

The MAP Statistics for 2006-2015 (pre-*MAP Statistics Reporting Framework*<sup>29</sup>) were provided by reporting jurisdictions based on their own methodology without following a common reporting framework and thus, are presented differently from the Statistics available for 2016 and onwards (that follow the *MAP Statistics Reporting Framework*).

---

<sup>29</sup> <https://www.oecd.org/tax/dispute/mutual-agreement-procedure-statistics-reporting-framework.pdf>

## MAP PROGRAM STATISTICS FOR THE 2015 REPORTING PERIOD

Country: **Chile/Chili**

If the reporting period does not correspond to the calendar year, please indicate the date when the reporting period ends:

Year MAP Case was Initiated	Opening Inventory on First Day of Reporting Period		Initiated During Reporting Period		Completed During Reporting Period		Ending Inventory on Last Day of Reporting Period		Closed or Withdrawn with Double Taxation During Reporting Period		Average Cycle Time for Cases Completed, Closed or Withdrawn During Reporting Period (in months)	
	OECD	non-OECD	OECD	non-OECD	OECD	non-OECD	OECD	non-OECD	OECD	non-OECD	OECD	non-OECD
2009 or prior												
2010												
2011												
2012												
2013												
2014												
2015			0	0								
Total	0	0	0	0	0	0	0	0	0	0	--	--

## MAP PROGRAM STATISTICS FOR THE 2014 REPORTING PERIOD

Country: **Chile/Chili**

If the reporting period does not correspond to the calendar year, please indicate the date when the reporting period ends:

Year MAP Case was Initiated	Opening Inventory on First Day of Reporting Period		Initiated During Reporting Period		Completed During Reporting Period		Ending Inventory on Last Day of Reporting Period		Closed or Withdrawn with Double Taxation During Reporting Period		Average Cycle Time for Cases Completed, Closed or Withdrawn During Reporting Period (in months)	
	OECD	non-OECD	OECD	non-OECD	OECD	non-OECD	OECD	non-OECD	OECD	non-OECD	OECD	non-OECD
2008 or prior												
2009												
2010												
2011												
2012												
2013												
2014			0	0								
Total	0	0	0	0	0	0	0	0	0	0	--	--



## MAP PROGRAM STATISTICS FOR THE 2013 REPORTING PERIOD

Country: **Chile/Chili**

If the reporting period does not correspond to the calendar year, please indicate the date when the reporting period ends:

Year MAP Case was Initiated	Opening Inventory on First Day of Reporting Period		Initiated During Reporting Period		Completed During Reporting Period		Ending Inventory on Last Day of Reporting Period		Closed or Withdrawn with Double Taxation During Reporting Period		Average Cycle Time for Cases Completed, Closed or Withdrawn During Reporting Period (in months)	
	OECD	non-OECD	OECD	non-OECD	OECD	non-OECD	OECD	non-OECD	OECD	non-OECD	OECD	non-OECD
2007 or prior												
2008												
2009												
2010												
2011												
2012												
2013			0	0								
Total	0	0	0	0	0	0	0	0	0	0	--	--

## MAP PROGRAM STATISTICS FOR THE 2012 REPORTING PERIOD

Country: **Chile/Chili**

If the reporting period does not correspond to the calendar year, please indicate the date when the reporting period ends:

Year MAP Case was Initiated	Opening Inventory on First Day of Reporting Period		Initiated During Reporting Period		Completed During Reporting Period		Ending Inventory on Last Day of Reporting Period		Closed or Withdrawn with Double Taxation During Reporting Period		Average Cycle Time for Cases Completed, Closed or Withdrawn During Reporting Period (in months)	
	OECD	non-OECD	OECD	non-OECD	OECD	non-OECD	OECD	non-OECD	OECD	non-OECD	OECD	non-OECD
2006 or prior	0	0			0	0	0	0	0	0	0	0
2007	0	0			0	0	0	0	0	0	0	0
2008	0	0			0	0	0	0	0	0	0	0
2009	0	0			0	0	0	0	0	0	0	0
2010	0	0			0	0	0	0	0	0	0	0
2011	0	0			0	0	0	0	0	0	0	0
2012			0	0	0	0	0	0	0	0	0	0
Total	0	0	0	0	0	0	0	0	0	0	0	0

## MAP PROGRAM STATISTICS FOR THE 2011 REPORTING PERIOD

Country: **Chile/Chili**

If the reporting period does not correspond to the calendar year, please indicate the date when the reporting period ends:

Year MAP Case was Initiated	Opening Inventory on First Day of Reporting Period		Initiated During Reporting Period		Completed During Reporting Period		Ending Inventory on Last Day of Reporting Period		Closed or Withdrawn with Double Taxation During Reporting Period		Average Cycle Time for Cases Completed, Closed or Withdrawn During Reporting Period (in months)	
	OECD	non-OECD	OECD	non-OECD	OECD	non-OECD	OECD	non-OECD	OECD	non-OECD	OECD	non-OECD
2005 or prior	0	0			0	0	0	0	0	0	0	0
2006	0	0			0	0	0	0	0	0	0	0
2007	0	0			0	0	0	0	0	0	0	0
2008	0	0			0	0	0	0	0	0	0	0
2009	0	0			0	0	0	0	0	0	0	0
2010	0	0			0	0	0	0	0	0	0	0
2011			0	0	0	0	0	0	0	0	0	0
Total	0	0	0	0	0	0	0	0	0	0	0	0

## MAP PROGRAM STATISTICS FOR THE 2010 REPORTING PERIOD

Country: **Chile/Chili**

If the reporting period does not correspond to the calendar year, please indicate the date when the reporting period ends: \_\_\_\_\_

Year MAP Case was Initiated	Opening Inventory on First Day of Reporting Period		Initiated During Reporting Period		Completed During Reporting Period		Ending Inventory on Last Day of Reporting Period		Closed or Withdrawn with Double Taxation During Reporting Period		Average Cycle Time for Cases Completed, Closed or Withdrawn During Reporting Period (in months)	
	OECD	non-OECD	OECD	non-OECD	OECD	non-OECD	OECD	non-OECD	OECD	non-OECD	OECD	non-OECD
2004 or prior	0	0										
2005	0	0										
2006	0	0										
2007	0	0										
2008	0	0										
2009	0	0										
2010			0	0								
Total	0	0	0	0	0	0	0	0	0	0	N/A	N/A

### MAP PROGRAM STATISTICS FOR THE 2009 REPORTING PERIOD

Country: **Chile/Chili** [Chile did not receive any MAP requests during the 2009 reporting period.]

If the reporting period does not correspond to the calendar year, please indicate the date when the reporting period ends: \_\_\_\_\_

Year MAP Case was Initiated	Opening Inventory on First Day of Reporting Period		Initiated During Reporting Period		Completed During Reporting Period		Ending Inventory on Last Day of Reporting Period		Closed or Withdrawn with Double Taxation During Reporting Period		Average Cycle Time for Cases Completed, Closed or Withdrawn During Reporting Period (in months)	
	OECD	non-OECD	OECD	non-OECD	OECD	non-OECD	OECD	non-OECD	OECD	non-OECD	OECD	non-OECD
2003 or prior												
2004												
2005												
2006												
2007												
2008												
2009												
Total												

### MAP PROGRAM STATISTICS FOR THE 2008 REPORTING PERIOD

Country: **Chile/Chili** [Chile did not receive any MAP requests during the 2008 reporting period.]

If the reporting period does not correspond to the calendar year, please indicate the date when the reporting period ends: \_\_\_\_\_

Year MAP Case was Initiated	Opening Inventory on First Day of Reporting Period		Initiated During Reporting Period		Completed During Reporting Period		Ending Inventory on Last Day of Reporting Period		Closed or Withdrawn with Double Taxation During Reporting Period		Average Cycle Time for Cases Completed, Closed or Withdrawn During Reporting Period (in months)	
	OECD	non-OECD	OECD	non-OECD	OECD	non-OECD	OECD	non-OECD	OECD	non-OECD	OECD	non-OECD
2002 or prior												
2003												
2004												
2005												
2006												
2007												
2008												
Total												

## MAP PROGRAM STATISTICS FOR 2007 REPORTING YEAR

Country: **Chile/Chili**

If the reporting period does not correspond to the calendar year, please indicate the date when the reporting period ends:

Year MAP Case was Initiated	Opening Inventory on First Day of Reporting Year	Initiated During Reporting Year	Completed During Reporting Year	Ending Inventory on Last Day of Reporting Year	Closed or Withdrawn with Double Taxation During Reporting Year	Average Cycle Time for Cases Completed, Closed or Withdrawn During Reporting Year (in months)
2001 or prior	0	---	0	0	0	---
2002	0	---	0	0	0	---
2003	0	---	0	0	0	---
2004	0	---	0	0	0	---
2005	0	---	0	0	0	---
2006	0	---	0	0	0	---
2007	---	0	0	0	0	---
<b>Total</b>	0	0	0	0	0	---

According to the definition of terms to be used in the reporting, Chile does not have any MAP procedures to report for the relevant reporting period. Chile has only had procedures regarding the interpretation of tax conventions and some residency issues with Argentina (which were taxpayer-specific). Because that treaty is not based on the OECD Model Tax Convention it was excluded from this reporting. In any case, all of Chile's MAP cases have been resolved within a year, except an interpretation issue where it did not receive a reply from the other competent authority.

## MAP PROGRAM STATISTICS FOR 2006 REPORTING YEAR

Country: **Chile/Chili**

If the reporting period does not correspond to the calendar year, please indicate the date when the reporting period ends:

Year MAP Case was Initiated	Opening Inventory on First Day of Reporting Year	Initiated During Reporting Year	Completed During Reporting Year	Ending Inventory on Last Day of Reporting Year	Closed or Withdrawn with Double Taxation During Reporting Year	Average Cycle Time for Cases Completed, Closed or Withdrawn During Reporting Year (in months)
2000 or prior	0	---	0	0	0	---
2001	0	---	0	0	0	---
2002	0	---	0	0	0	---
2003	0	---	0	0	0	---
2004	0	---	0	0	0	---
2005	0	---	0	0	0	---
2006	---	0	0	0	0	---
<b>Total</b>	0	0	0	0	0	---

According to the definition of terms to be used in the reporting, Chile does not have any MAP procedures to report for the relevant reporting period. Chile has only had procedures regarding the interpretation of tax conventions and some residency issues with Argentina (which were taxpayer-specific). Because that treaty is not based on the OECD Model Tax Convention it was excluded from this reporting. In any case, all of Chile's MAP cases have been resolved within a year, except an interpretation issue where it did not receive a reply from the other competent authority.