

Mutual Agreement Procedure Statistics per jurisdiction

## **Bosnia and Herzegovina**

2019-2024 (post-MAP Statistics Reporting Framework)



## Bosnia and Herzegovina

Cases started before 1 January 2019	2024 start inventory	Cases started	Cases closed	2024 end inventory
Transfer pricing cases	0	0	0	0
Other cases	0	0	0	0

Cases started as from 1 January 2019	2024 start inventory	Cases started	Cases closed	2024 end inventory
Transfer pricing cases	0	0	0	0
Other cases	0	0	0	0

## Bosnia and Herzegovina

Cases started before 1 January 2019	2023 start inventory	Cases started	Cases closed	2023 end inventory
Transfer pricing cases	0	0	0	0
Other cases	0	0	0	0

Cases started as from 1 January 2019	2023 start inventory	Cases started	Cases closed	2023 end inventory
Transfer pricing cases	0	0	0	0
Other cases	0	0	0	0

## Bosnia and Herzegovina

Cases started before 1 January 2019	2022 start inventory	Cases started	Cases closed	2022 end inventory
Transfer pricing cases	0	0	0	0
Other cases	0	0	0	0

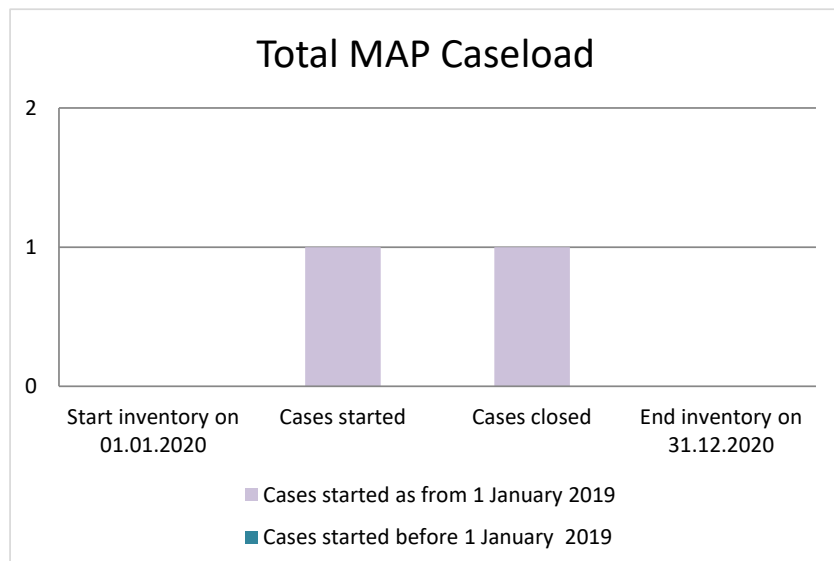
Cases started as from 1 January 2019	2022 start inventory	Cases started	Cases closed	2022 end inventory
Transfer pricing cases	0	0	0	0
Other cases	0	0	0	0

## Bosnia and Herzegovina

Cases started before 1 January 2019	2021 start inventory	Cases started	Cases closed	2021 end inventory
Transfer pricing cases	0	0	0	0
Other cases	0	0	0	0

Cases started as from 1 January 2019	2021 start inventory	Cases started	Cases closed	2021 end inventory
Transfer pricing cases	0	0	0	0
Other cases	0	0	0	0

## Bosnia and Herzegovina



Cases started before 1 January 2019	2020 Start inventory	Cases started	Cases closed	2020 End inventory
Transfer pricing cases	0	0	0	0
Other cases	0	0	0	0

Cases started as from 1 January 2019	2020 Start inventory	Cases started	Cases closed	2020 End inventory
Transfer pricing cases	0	1	1	0
Other cases	0	0	0	0

## Average time needed to close MAP cases

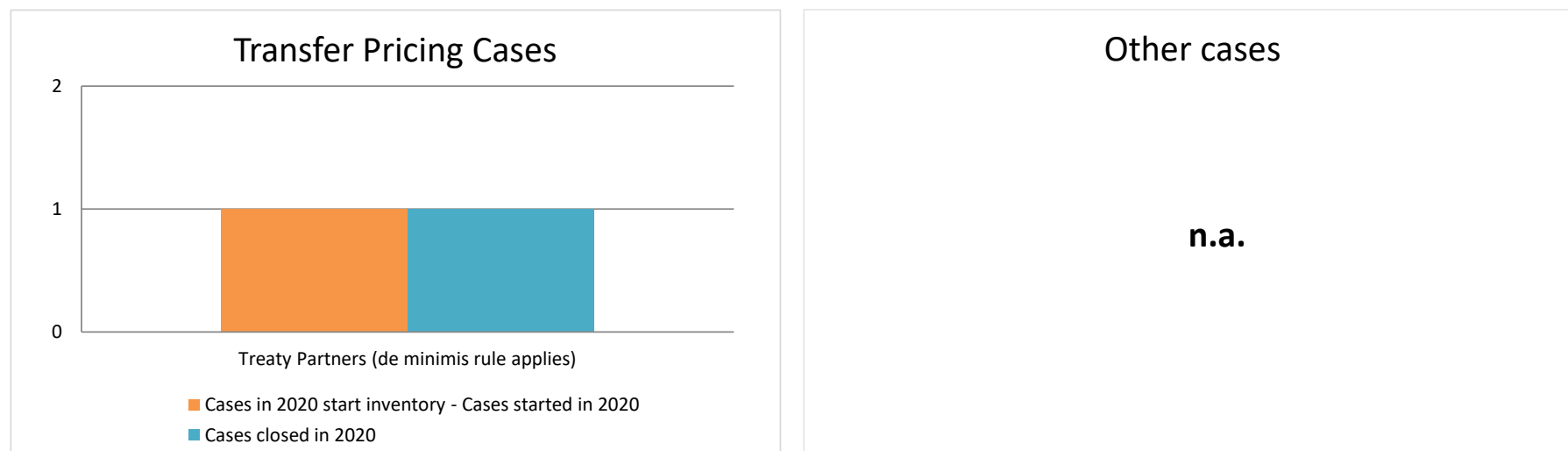
Cases started before 1 January 2019	Average time
Transfer pricing cases	n.a.
Other cases	n.a.

Cases started as from 1 January 2019	Start to End	Receipt to Start	Start to Milestone 1	Milestone 1 to End
Transfer pricing cases	6.82	1.15	n.a.	n.a.
Other cases	n.a.	n.a.	n.a.	n.a.

Note: the average times to close MAP cases that started as from 1 January 2019 were computed according to the MAP statistics reporting framework available at <http://www.oecd.org/tax/dispute/mutual-agreement-procedure-statistics-reporting-framework.pdf>

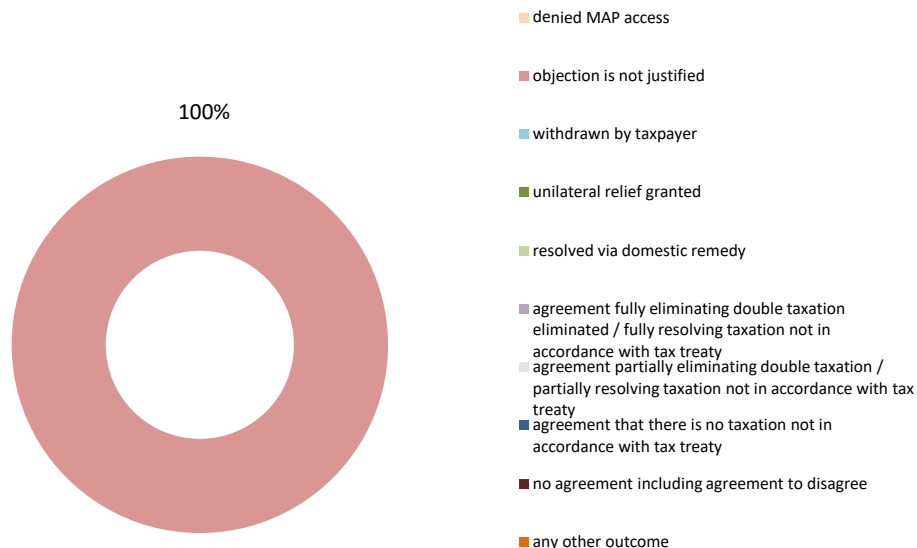
## Overview of MAP partners (only for cases started as from 1 January 2019)

*Note: the MAP cases started before 1 January 2019 and closed in 2020 are not shown in these graphs*



The label "Treaty Partners (de minimis rule applies)" applies to treaty partners with which the number of cases in start inventory plus the number of cases started is at least 5. The relevant MAP statistics are aggregated under this category.

## MAP Outcomes - TP cases



## MAP Outcomes - other cases

**n.a.**

Cases closed by outcome	denied MAP access	objection is not justified	withdrawn by taxpayer	unilateral relief granted	resolved via domestic remedy	agreement fully eliminating double taxation eliminated / fully resolving taxation not in accordance with tax treaty	agreement partially eliminating double taxation / partially resolving taxation not in accordance with tax treaty	agreement that there is no taxation not in accordance with tax treaty	no agreement including agreement to disagree	any other outcome	Total
<b>Transfer pricing cases (all)</b>	<b>0</b>	<b>1</b>	<b>0</b>	<b>0</b>	<b>0</b>	<b>0</b>	<b>0</b>	<b>0</b>	<b>0</b>	<b>0</b>	<b>1</b>
Cases started before 1 January 2019	0	0	0	0	0	0	0	0	0	0	0
Cases started as from 1 January 2019	0	1	0	0	0	0	0	0	0	0	1
<b>Other cases (all)</b>	<b>0</b>	<b>0</b>	<b>0</b>	<b>0</b>	<b>0</b>	<b>0</b>	<b>0</b>	<b>0</b>	<b>0</b>	<b>0</b>	<b>0</b>
Cases started before 1 January 2019	0	0	0	0	0	0	0	0	0	0	0
Cases started as from 1 January 2019	0	0	0	0	0	0	0	0	0	0	0
<b>All cases</b>	<b>0</b>	<b>1</b>	<b>0</b>	<b>0</b>	<b>0</b>	<b>0</b>	<b>0</b>	<b>0</b>	<b>0</b>	<b>0</b>	<b>1</b>



Annex A

MAP Statistics Reporting for the 2020 Reporting Period (1 January 2020 to 31 December 2020)

category of cases	no. of pre-2019 cases in MAP inventory on 1 January 2020	number of pre-2019 cases closed during the reporting period by outcome:										no. of pre-2019 cases remaining in on MAP inventory on 31 December 2020	average time taken (in months) for closing pre-2019 cases during the reporting period
		denied MAP access	objection is not justified	withdrawn by taxpayer	unilateral relief granted	resolved via domestic remedy	agreement fully eliminating double taxation / fully resolving taxation not in accordance with tax treaty	agreement partially eliminating double taxation / partially resolving taxation not in accordance with tax treaty	agreement that there is no taxation not in accordance with tax treaty	no agreement including agreement to disagree	any other outcome		
Column 1	Column 2	Column 3	Column 4	Column 5	Column 6	Column 7	Column 8	Column 9	Column 10	Column 11	Column 12	Column 13	Column 14
Row 1	Attribution/ Allocation	0	0	0	0	0	0	0	0	0	0	0	n.a.
Row 2	Others	0	0	0	0	0	0	0	0	0	0	0	n.a.
Row 3	Total	0	0	0	0	0	0	0	0	0	0	0	n.a.
Notes:													

Table 1: Attribution / Allocation MAP Cases													
Treaty Partner	no. of post-2018 cases in MAP inventory on 1 January 2020	no. of post-2018 cases started during the reporting period	number of post-2018 cases closed during the reporting period by outcome:										no. of post-2018 cases remaining in MAP inventory on 31 December 2020
			denied MAP access	objection is not justified	withdrawn by taxpayer	unilateral relief granted	resolved via domestic remedy	agreement fully eliminating double taxation eliminated / fully resolving taxation not in accordance with tax treaty	agreement partially eliminating double taxation / partially resolving taxation not in accordance with tax treaty	agreement that there is no taxation not in accordance with tax treaty	no agreement including agreement to disagree	any other outcome	
Column 1	Column 2	Column 3	Column 4	Column 5	Column 6	Column 7	Column 8	Column 9	Column 10	Column 11	Column 12	Column 13	Column 14
Row 1	Treaty Partners (de minimis rule applies)	0	1	0	1	0	0	0	0	0	0	0	0
	Total	0	1	0	1	0	0	0	0	0	0	0	0
Notes:													

Annex B

MAP Statistics Reporting for the 2020 Reporting Period (1 January 2020 to 31 December 2020) for other Cases

Table 2: Other MAP Cases													
Treaty Partner	no. of post-2018 cases in MAP inventory on 1 January 2020	no. of post-2018 cases started during the reporting period	number of post-2018 cases closed during the reporting period by outcome										no. of post-2018 cases remaining in MAP inventory on 31 December 2020
			denied MAP access	objection is not justified	withdrawn by taxpayer	unilateral relief granted	resolved via domestic remedy	agreement fully eliminating double taxation / fully resolving taxation not in accordance with tax treaty	agreement partially eliminating double taxation / partially resolving taxation not in accordance with tax treaty	agreement that there is no taxation not in accordance with tax treaty	no agreement including agreement to disagree	any other outcome	
Column 1	Column 2	Column 3	Column 4	Column 5	Column 6	Column 7	Column 8	Column 9	Column 10	Column 11	Column 12	Column 13	Column 14
Row 1	Total	0	0	0	0	0	0	0	0	0	0	0	0
Notes:													

Annex B

MAP Statistics Reporting for the 2020 Reporting Period (1 January 2020 to 31 December 2020) for Attribution/Allocation Cases

Table 1: Attribution / Allocation MAP Cases				
Treaty Partner	average time taken (in months) for post-2018 cases from:			
	"Start" to "End"	Receipt of taxpayer's MAP request to "Start"	"Start" to Milestone 1	Milestone 1 to "End"
Column 1	Column 2	Column 3	Column 4	Column 5
Treaty Partners (de minimis rule applies)	6.82	1.15	n.a.	n.a.
Total	6.82	1.15	n.a.	n.a.
Notes:				

Annex B

MAP Statistics Reporting for the 2020 Reporting Period (1 January 2020 to 31 December 2020) for other Cases

Table 2: Other MAP Cases				
Treaty Partner	average time taken (in months) for post-2018 cases from:			
	"Start" to "End"	Receipt of taxpayer's MAP request to "Start"	"Start" to Milestone 1	Milestone 1 to "End"
Column 1	Column 2	Column 3	Column 4	Column 5
Row 1 Total	n.a.	n.a.	n.a.	n.a.
Notes:				

Annex B

MAP Statistics Reporting for the 2020 Reporting Period (1 January 2020 to 31 December 2020) for all Cases

Table 3: All MAP Cases					
		average time taken (in months) for post-2018 cases from:			
		"Start" to "End"	Receipt of taxpayer's MAP request to "Start"	"Start" to Milestone 1	Milestone 1 to "End"
		Column 1	Column 2	Column 3	Column 4
Row 1	Total Average Time	6.82	1.15	n.a.	n.a.
	Notes:				

## Bosnia and Herzegovina

Cases started before 1 January 2019	2019 start inventory	Cases started	Cases closed	2019 end inventory
Transfer pricing cases	0	0	0	0
Other cases	0	0	0	0

Cases started as from 1 January 2019	2019 start inventory	Cases started	Cases closed	2019 end inventory
Transfer pricing cases	0	0	0	0
Other cases	0	0	0	0