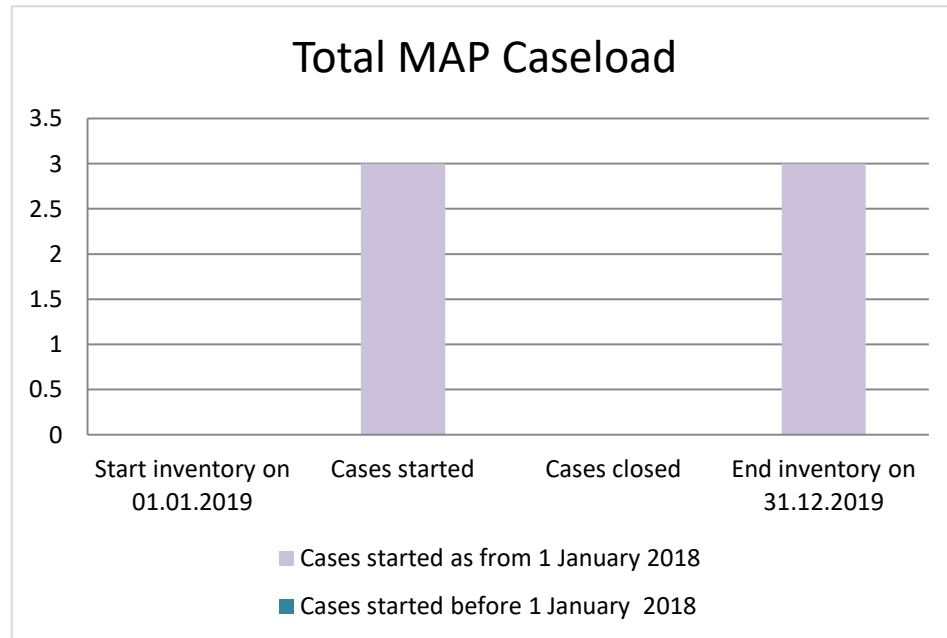


Aruba



Cases started before 1 January 2018	2019 Start inventory	Cases started	Cases closed	2019 End inventory
Transfer pricing cases	0	0	0	0
Other cases	0	0	0	0

Cases started as from 1 January 2018	2019 Start inventory	Cases started	Cases closed	2019 End inventory
Transfer pricing cases	0	0	0	0
Other cases	0	3	0	3

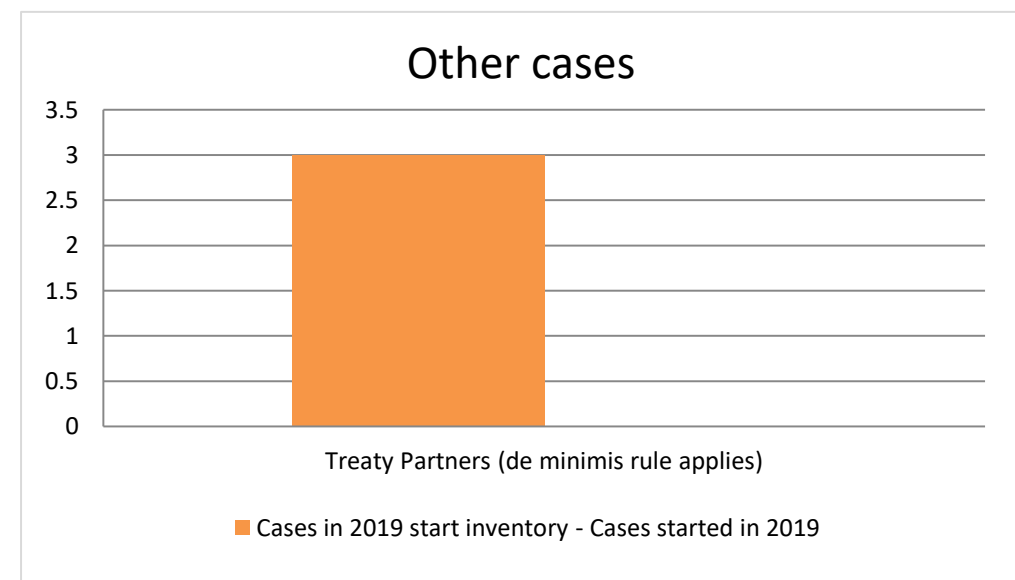
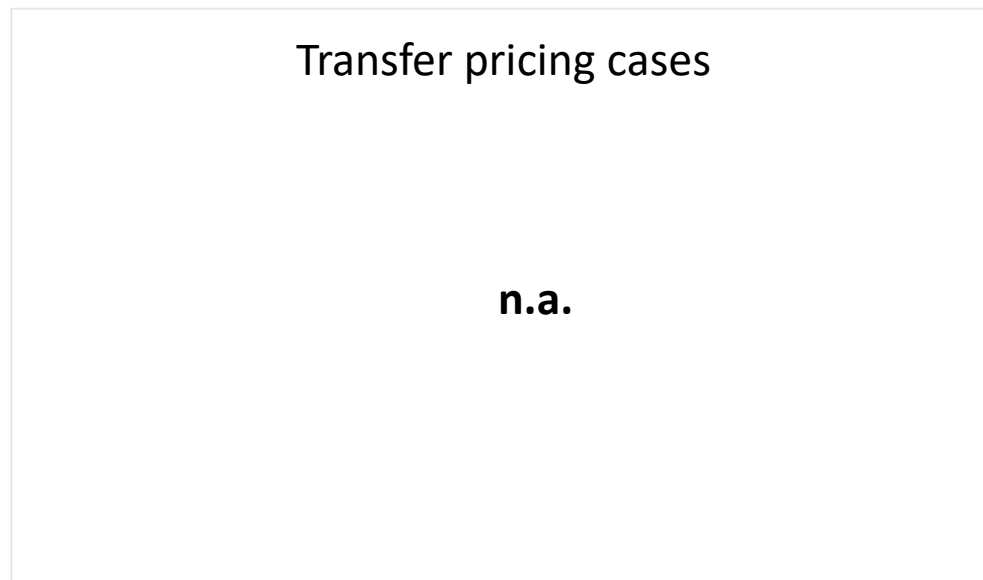
Average time needed to close MAP cases

Cases started before 1 January 2018	Average time
Transfer pricing cases	n.a.
Other cases	n.a.

Cases started as from 1 January 2018	Start to End	Receipt to Start	Start to Milestone 1	Milestone 1 to End
Transfer pricing cases	n.a.	n.a.	n.a.	n.a.
Other cases	n.a.	n.a.	n.a.	n.a.

Overview of MAP partners (only for cases started as from 1 January 2018)

Note: the MAP cases started before 1 January 2018 and closed in 2019 are not shown in these graphs



The label "Treaty Partners (de minimis rule applies)" applies to treaty partners with which the number of cases in start inventory plus the number of cases started is at least 5. The relevant MAP statistics are aggregated under this category.

The label "Treaty Partners (Others)" applies to treaty partners that are not reporting MAP statistics for the reporting period. The relevant MAP statistics are aggregated under this category.

MAP Outcomes - TP cases

n.a.

- denied MAP access
- objection is not justified
- withdrawn by taxpayer
- unilateral relief granted
- resolved via domestic remedy
- agreement fully eliminating double taxation eliminated / fully resolving taxation not in accordance with tax treaty
- agreement partially eliminating double taxation / partially resolving taxation not in accordance with tax treaty
- agreement that there is no taxation not in accordance with tax treaty
- no agreement including agreement to disagree
- any other outcome

MAP Outcomes - other cases

n.a.

Cases closed by outcome	denied MAP access	objection is not justified	withdrawn by taxpayer	unilateral relief granted	resolved via domestic remedy	agreement fully eliminating double taxation eliminated / fully resolving taxation not in accordance with tax treaty	agreement partially eliminating double taxation / partially resolving taxation not in accordance with tax treaty	agreement that there is no taxation not in accordance with tax treaty	no agreement including agreement to disagree	any other outcome	Total
Transfer pricing cases (all)	0	0	0	0	0	0	0	0	0	0	0
Cases started before 1 January 2018	0	0	0	0	0	0	0	0	0	0	0
Cases started as from 1 January 2018	0	0	0	0	0	0	0	0	0	0	0
Other cases (all)	0	0	0	0	0	0	0	0	0	0	0
Cases started before 1 January 2018	0	0	0	0	0	0	0	0	0	0	0
Cases started as from 1 January 2018	0	0	0	0	0	0	0	0	0	0	0
All cases	0	0	0	0	0	0	0	0	0	0	0

Annex A

MAP Statistics Reporting for the 2019 Reporting Period (1 January 2019 to 31 December 2019)

category of cases	no. of pre-2018 cases in MAP inventory on 1 January 2019	number of pre-2018 cases closed during the reporting period by outcome:										no. of pre-2018 cases remaining in on MAP inventory on 31 December 2019	average time taken (in months) for closing pre-2018 cases during the reporting period
		denied MAP access	objection is not justified	withdrawn by taxpayer	unilateral relief granted	resolved via domestic remedy	agreement fully eliminating double taxation / fully resolving taxation not in accordance with tax treaty	agreement partially eliminating double taxation / partially resolving taxation not in accordance with tax treaty	agreement that there is no taxation not in accordance with tax treaty	no agreement including agreement to disagree	any other outcome		
Column 1	Column 2	Column 3	Column 4	Column 5	Column 6	Column 7	Column 8	Column 9	Column 10	Column 11	Column 12	Column 13	Column 14
Row 1 Attribution/ Allocation	0	0	0	0	0	0	0	0	0	0	0	0	n.a.
Row 2 Others	0	0	0	0	0	0	0	0	0	0	0	0	n.a.
Row 3 Total	0	0	0	0	0	0	0	0	0	0	0	0	n.a.
Notes:													

Table 1: Attribution / Allocation MAP Cases													
Treaty Partner	no. of post-2017 cases in MAP inventory on 1 January 2019	no. of post-2017 cases started during the reporting period	number of post-2017 cases closed during the reporting period by outcome:										no. of post-2017 cases remaining in MAP inventory on 31 December 2019
			denied MAP access	objection is not justified	withdrawn by taxpayer	unilateral relief granted	resolved via domestic remedy	agreement fully eliminating double taxation eliminated / fully resolving taxation not in accordance with tax treaty	agreement partially eliminating double taxation / partially resolving taxation not in accordance with tax treaty	agreement that there is no taxation not in accordance with tax treaty	no agreement including agreement to disagree	any other outcome	
Column 1	Column 2	Column 3	Column 4	Column 5	Column 6	Column 7	Column 8	Column 9	Column 10	Column 11	Column 12	Column 13	Column 14
Row 1	Total	0	0	0	0	0	0	0	0	0	0	0	0
Notes:													

Table 2: Other MAP Cases													
Treaty Partner	no. of post-2017 cases in MAP inventory on 1 January 2019	no. of post-2017 cases started during the reporting period	number of post-2017 cases closed during the reporting period by outcome										no. of post-2017 cases remaining in MAP inventory on 31 December 2019
			denied MAP access	objection is not justified	withdrawn by taxpayer	unilateral relief granted	resolved via domestic remedy	agreement fully eliminating double taxation / fully resolving taxation not in accordance with tax treaty	agreement partially eliminating double taxation / partially resolving taxation not in accordance with tax treaty	agreement that there is no taxation not in accordance with tax treaty	no agreement including agreement to disagree	any other outcome	
Column 1	Column 2	Column 3	Column 4	Column 5	Column 6	Column 7	Column 8	Column 9	Column 10	Column 11	Column 12	Column 13	Column 14
Treaty Partners (de minimis rule applies)	0	3	0	0	0	0	0	0	0	0	0	0	3
Total	0	3	0	0	0	0	0	0	0	0	0	0	3
Notes:													

Table 1: Attribution / Allocation MAP Cases				
Treaty Partner	average time taken (in months) for post-2017 cases from:			
	"Start" to "End"	Receipt of taxpayer's MAP request to "Start"	"Start" to Milestone 1	Milestone 1 to "End"
Column 1	Column 2	Column 3	Column 4	Column 5
Row 1 Total	n.a.	n.a.	n.a.	n.a.
Notes:				

Table 2: Other MAP Cases				
Treaty Partner	average time taken (in months) for post-2017 cases from:			
	"Start" to "End"	Receipt of taxpayer's MAP request to "Start"	"Start" to Milestone 1	Milestone 1 to "End"
Column 1	Column 2	Column 3	Column 4	Column 5
Row 1 Total	n.a.	n.a.	n.a.	n.a.
Notes:				

Table 3: All MAP Cases					
average time taken (in months) for post-2017 cases from:					
	"Start" to "End"	Receipt of taxpayer's MAP request to "Start"	"Start" to Milestone 1	Milestone 1 to "End"	
	Column 1	Column 2	Column 3	Column 4	
Row 1	Total Average Time	n.a.	n.a.	n.a.	n.a.
<u>Notes:</u>					