

AREA TOTALS

— Reference series      — Composite leading indicators



	OECD + Major		Major	Major Five	Euro Area	NAFTA	Major Four	OECD
	OECD Total	6 Non Member	Seven	Asia			Europe	Europe
	Countries							
<b>Amplitude adjusted (long term average =100)</b>								
November 2021	101.18	100.75	101.08	99.85	101.68	100.85	101.86	101.72
December 2021	101.03	100.60	100.93	99.74	101.45	100.77	101.56	101.48
January 2022	100.82	100.44	100.72	99.64	101.15	100.66	101.12	101.13
February 2022	100.56		100.43	99.56	100.79	100.50	100.55	100.69
March 2022	100.25		100.10	99.47	100.38	100.29	99.91	100.19
April 2022	99.91		99.75	99.39	99.98	100.02	99.30	99.70
May 2022	99.58		99.39	99.31	99.58	99.71	98.76	99.24
June 2022	99.26		99.07	99.22	99.20	99.41	98.29	98.82
July 2022	98.98		98.79	99.13	98.85	99.15	97.90	98.46
August 2022	98.75		98.57	99.05	98.54	98.94	97.57	98.15
September 2022	98.55		98.38	98.98	98.27	98.78	97.28	97.89
October 2022	98.39		98.23	98.92	98.03	98.65	97.03	97.66
<b>Month on Month growth rate (%)</b>								
November 2021	-0.11	-0.13	-0.10	-0.15	-0.17	-0.06	-0.19	-0.15
December 2021	-0.15	-0.14	-0.15	-0.11	-0.23	-0.08	-0.30	-0.24
January 2022	-0.20	-0.17	-0.21	-0.09	-0.30	-0.11	-0.44	-0.34
February 2022	-0.26		-0.28	-0.09	-0.36	-0.16	-0.56	-0.44
March 2022	-0.31		-0.33	-0.08	-0.40	-0.21	-0.64	-0.50
April 2022	-0.33		-0.35	-0.08	-0.40	-0.26	-0.61	-0.49
May 2022	-0.34		-0.35	-0.08	-0.39	-0.31	-0.54	-0.46
June 2022	-0.32		-0.33	-0.09	-0.38	-0.31	-0.47	-0.42
July 2022	-0.28		-0.28	-0.09	-0.35	-0.26	-0.40	-0.37
August 2022	-0.23		-0.22	-0.08	-0.31	-0.21	-0.34	-0.31
September 2022	-0.20		-0.19	-0.07	-0.28	-0.16	-0.30	-0.27
October 2022	-0.17		-0.16	-0.06	-0.24	-0.13	-0.25	-0.23
<b>Year on Year growth rate (%)</b>								
November 2021	2.04	0.82	1.93	-0.95	2.92	1.82	2.78	2.69
December 2021	1.47	0.34	1.37	-1.27	2.35	1.20	2.10	2.08
January 2022	0.94	-0.07	0.84	-1.50	1.68	0.65	1.46	1.52
February 2022	0.32		0.17	-1.65	0.93	0.13	0.44	0.68
March 2022	-0.41		-0.57	-1.74	-0.06	-0.44	-0.78	-0.38
April 2022	-1.06		-1.23	-1.76	-0.93	-0.98	-1.83	-1.28
May 2022	-1.61		-1.78	-1.73	-1.77	-1.38	-2.80	-2.11
June 2022	-2.07		-2.22	-1.65	-2.46	-1.71	-3.58	-2.80
July 2022	-2.40		-2.53	-1.54	-2.98	-1.95	-4.15	-3.33
August 2022	-2.62		-2.72	-1.38	-3.36	-2.08	-4.53	-3.72
September 2022	-2.77		-2.85	-1.22	-3.61	-2.17	-4.79	-3.99
October 2022	-2.86		-2.92	-1.08	-3.76	-2.25	-4.92	-4.14

**MAJOR SEVEN OECD COUNTRIES**

— Reference series      — Composite leading indicators



	Canada	United States	Japan	France	Germany	Italy	United Kingdom
<b>Amplitude adjusted (long term average =100)</b>							
November 2021	101.38	100.75	100.39	100.74	101.92	102.51	102.30
December 2021	101.21	100.66	100.40	100.56	101.74	102.07	101.79
January 2022	101.01	100.52	100.43	100.31	101.53	101.48	100.94
February 2022	100.78	100.33	100.46	99.98	101.25	100.82	99.79
March 2022	100.48	100.09	100.49	99.59	100.91	100.16	98.50
April 2022	100.11	99.81	100.51	99.22	100.52	99.58	97.32
May 2022	99.68	99.49	100.51	98.88	100.11	99.06	96.39
June 2022	99.22	99.19	100.49	98.61	99.65	98.57	95.72
July 2022	98.79	98.94	100.46	98.41	99.17	98.14	95.29
August 2022	98.40	98.75	100.43	98.27	98.70	97.76	94.99
September 2022	98.04	98.62	100.39	98.16	98.26	97.41	94.78
October 2022	97.72	98.51	100.34	98.07	97.88	97.09	94.64
<b>Month on Month growth rate (%)</b>							
November 2021	-0.14	-0.06	-0.02	-0.10	-0.17	-0.29	-0.24
December 2021	-0.17	-0.09	0.02	-0.17	-0.18	-0.43	-0.50
January 2022	-0.19	-0.14	0.03	-0.25	-0.21	-0.58	-0.83
February 2022	-0.23	-0.19	0.03	-0.33	-0.27	-0.65	-1.14
March 2022	-0.29	-0.24	0.03	-0.38	-0.34	-0.66	-1.29
April 2022	-0.37	-0.28	0.02	-0.38	-0.38	-0.58	-1.19
May 2022	-0.44	-0.32	0.00	-0.34	-0.41	-0.52	-0.96
June 2022	-0.46	-0.31	-0.02	-0.27	-0.45	-0.49	-0.69
July 2022	-0.44	-0.25	-0.03	-0.20	-0.48	-0.44	-0.46
August 2022	-0.39	-0.19	-0.03	-0.14	-0.47	-0.38	-0.31
September 2022	-0.36	-0.14	-0.04	-0.12	-0.44	-0.36	-0.22
October 2022	-0.33	-0.11	-0.05	-0.09	-0.39	-0.33	-0.15
<b>Year on Year growth rate (%)</b>							
November 2021	2.13	1.51	1.41	2.35	2.27	2.94	3.85
December 2021	1.12	0.99	1.15	2.12	1.81	2.27	2.41
January 2022	0.51	0.47	0.89	1.63	1.25	1.39	1.67
February 2022	0.00	-0.09	0.61	1.10	0.56	0.37	-0.31
March 2022	-0.79	-0.65	0.35	0.26	-0.25	-0.82	-2.53
April 2022	-1.23	-1.19	0.14	-0.51	-1.06	-1.95	-4.13
May 2022	-1.87	-1.57	-0.01	-1.37	-1.82	-2.98	-5.45
June 2022	-2.53	-1.86	-0.10	-2.00	-2.51	-3.88	-6.42
July 2022	-3.04	-2.06	-0.12	-2.36	-3.10	-4.58	-7.05
August 2022	-3.32	-2.17	-0.10	-2.58	-3.55	-5.06	-7.44
September 2022	-3.54	-2.24	-0.07	-2.71	-3.89	-5.38	-7.65
October 2022	-3.75	-2.29	-0.06	-2.74	-4.13	-5.55	-7.71

OTHER OECD COUNTRIES

— Reference series      — Composite leading indicators



	Chile	Mexico	Colombia	Korea	Australia	Israel	Austria	Belgium
<b>Amplitude adjusted (long term average =100)</b>								
November 2021	101.80	101.32	101.65	100.88	100.01	100.03	101.91	100.94
December 2021	101.34	101.41	101.58	100.61	99.85	100.24	101.85	100.78
January 2022	100.83	101.54	101.46	100.37	99.71	100.47	101.74	100.60
February 2022	100.27	101.69	101.30	100.13	99.59	100.71	101.58	100.39
March 2022	99.64	101.77	101.15	99.88	99.48	100.92	101.38	100.13
April 2022	98.92	101.75	101.03	99.63	99.36	100.94	101.16	99.86
May 2022	98.12	101.61	100.95	99.39	99.25	100.83	100.90	99.61
June 2022	97.26	101.41	100.89	99.17	99.13	100.66	100.62	99.40
July 2022	96.40	101.17	100.81	99.00	99.03	100.44	100.32	99.21
August 2022	95.64	100.92	100.66	98.88	98.97	100.19	100.02	99.03
September 2022	95.01	100.71	100.47	98.79	98.93	99.94	99.74	98.83
October 2022	94.45	100.54	100.21	98.72	98.89	99.68	99.47	98.65
<b>Month on Month growth rate (%)</b>								
November 2021	-0.38	0.04	0.01	-0.29	-0.21	0.21	0.00	-0.17
December 2021	-0.45	0.08	-0.06	-0.26	-0.16	0.21	-0.06	-0.16
January 2022	-0.50	0.13	-0.12	-0.24	-0.13	0.23	-0.11	-0.17
February 2022	-0.55	0.15	-0.16	-0.24	-0.12	0.24	-0.15	-0.21
March 2022	-0.63	0.09	-0.15	-0.25	-0.12	0.22	-0.19	-0.26
April 2022	-0.72	-0.02	-0.12	-0.25	-0.11	0.01	-0.22	-0.27
May 2022	-0.81	-0.14	-0.07	-0.24	-0.12	-0.10	-0.25	-0.25
June 2022	-0.88	-0.20	-0.06	-0.22	-0.12	-0.17	-0.28	-0.21
July 2022	-0.88	-0.23	-0.08	-0.17	-0.10	-0.22	-0.30	-0.19
August 2022	-0.79	-0.25	-0.15	-0.12	-0.06	-0.24	-0.30	-0.19
September 2022	-0.66	-0.21	-0.19	-0.09	-0.05	-0.25	-0.28	-0.20
October 2022	-0.59	-0.17	-0.26	-0.07	-0.04	-0.26	-0.27	-0.18
<b>Year on Year growth rate (%)</b>								
November 2021	-2.47	4.21	3.94	-0.02	-0.18	4.83	4.50	0.37
December 2021	-3.12	3.08	3.08	-0.57	-0.66	4.86	4.03	-0.03
January 2022	-3.70	2.29	2.13	-1.09	-0.99	4.82	3.65	-0.31
February 2022	-4.20	2.13	1.69	-1.59	-1.27	4.70	2.89	-0.64
March 2022	-4.65	1.67	1.24	-2.06	-1.52	4.46	2.05	-1.03
April 2022	-5.10	0.98	0.82	-2.48	-1.71	3.94	1.20	-1.44
May 2022	-5.54	0.56	0.45	-2.79	-1.85	3.27	0.40	-1.82
June 2022	-6.04	0.18	0.09	-2.96	-1.90	2.51	-0.37	-2.10
July 2022	-6.56	-0.14	-0.28	-2.98	-1.87	1.73	-1.08	-2.27
August 2022	-7.00	-0.40	-0.68	-2.87	-1.74	1.00	-1.63	-2.36
September 2022	-7.33	-0.58	-1.05	-2.67	-1.54	0.37	-2.07	-2.41
October 2022	-7.57	-0.73	-1.40	-2.43	-1.33	-0.13	-2.40	-2.43

OTHER OECD COUNTRIES

— Reference series      — Composite leading indicators



	Czech Republic	Denmark	Estonia	Finland	Greece	Hungary	Iceland	Ireland
<b>Amplitude adjusted (long term average =100)</b>								
November 2021	100.35	101.88	102.88	102.33	100.64	98.63	99.26	101.98
December 2021	100.48	101.45	102.81	101.83	100.11	98.60	99.30	102.11
January 2022	100.58	100.95	102.60	101.33	99.54	98.50	99.35	102.22
February 2022	100.61	100.46	102.34	100.79	98.95	98.33	99.36	102.31
March 2022	100.54	99.98	102.07	100.21	98.34	98.12	99.37	102.36
April 2022	100.38	99.52	101.64	99.64	97.72	97.91	99.38	102.36
May 2022	100.14	99.10	101.12	99.09	97.19	97.71	99.43	102.28
June 2022	99.85	98.73	100.47	98.58	96.81	97.53	99.50	102.13
July 2022	99.54	98.43	99.82	98.13	96.53	97.38	99.63	101.98
August 2022	99.24	98.16	99.29	97.76	96.27	97.25	99.62	101.86
September 2022	98.97	97.91	98.83	97.46	96.05	97.13	99.65	101.71
October 2022	98.75	97.69	98.45	97.23	95.89	97.04	99.72	101.51
<b>Month on Month growth rate (%)</b>								
November 2021	0.12	-0.32	0.02	-0.45	-0.41	0.03	0.08	0.16
December 2021	0.13	-0.42	-0.07	-0.48	-0.53	-0.03	0.03	0.12
January 2022	0.10	-0.49	-0.20	-0.50	-0.57	-0.10	0.06	0.11
February 2022	0.03	-0.49	-0.25	-0.53	-0.59	-0.17	0.01	0.09
March 2022	-0.07	-0.47	-0.26	-0.57	-0.62	-0.21	0.00	0.05
April 2022	-0.17	-0.46	-0.43	-0.57	-0.63	-0.22	0.01	0.00
May 2022	-0.24	-0.43	-0.51	-0.55	-0.54	-0.20	0.05	-0.08
June 2022	-0.28	-0.37	-0.64	-0.51	-0.40	-0.18	0.07	-0.14
July 2022	-0.31	-0.31	-0.65	-0.45	-0.29	-0.15	0.13	-0.14
August 2022	-0.30	-0.27	-0.53	-0.38	-0.27	-0.14	-0.01	-0.12
September 2022	-0.28	-0.25	-0.46	-0.31	-0.23	-0.13	0.03	-0.15
October 2022	-0.22	-0.22	-0.39	-0.23	-0.17	-0.09	0.07	-0.19
<b>Year on Year growth rate (%)</b>								
November 2021	1.71	1.78	2.61	1.81	0.99	2.42	4.50	4.71
December 2021	1.36	1.01	1.83	0.86	0.13	2.12	4.36	4.51
January 2022	1.19	3.13	1.14	-0.13	-0.76	1.72	4.54	4.24
February 2022	1.18	1.33	0.58	-1.15	-1.57	1.26	4.17	3.84
March 2022	1.03	-1.65	0.14	-2.22	-2.40	0.77	3.96	3.31
April 2022	0.74	-2.45	-0.39	-3.23	-3.25	0.29	3.50	2.69
May 2022	0.38	-3.14	-0.94	-4.11	-4.01	-0.15	2.89	2.01
June 2022	0.01	-3.67	-1.63	-4.79	-4.55	-0.55	2.35	1.36
July 2022	-0.40	-4.02	-2.42	-5.24	-4.89	-0.89	1.47	0.85
August 2022	-0.79	-4.25	-3.12	-5.48	-5.10	-1.17	1.03	0.45
September 2022	-1.15	-4.39	-3.79	-5.54	-5.19	-1.42	0.76	0.08
October 2022	-1.47	-4.42	-4.29	-5.40	-5.11	-1.59	0.54	-0.30



OTHER OECD COUNTRIES

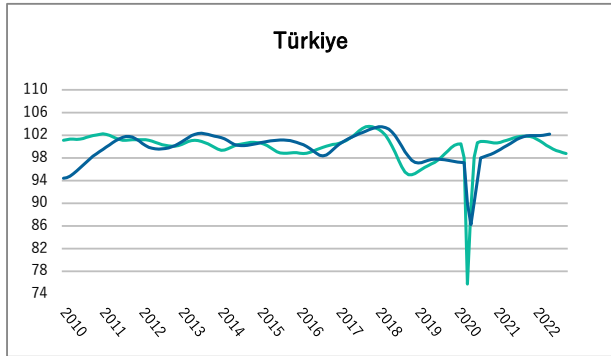
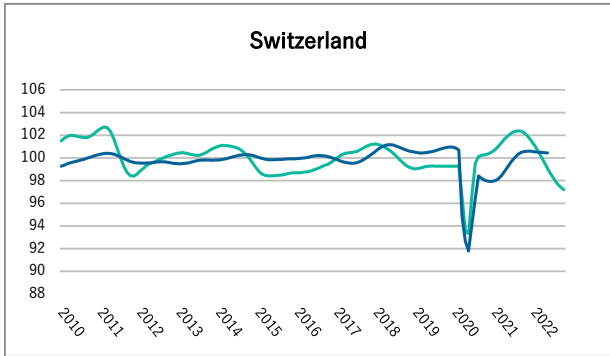
— Reference series      — Composite leading indicators



	Netherlands	Norway	Poland	Portugal	Slovak Republic	Slovenia	Spain	Sweden
<b>Amplitude adjusted (long term average =100)</b>								
November 2021	101.65	101.36	101.65	101.30	99.24	100.68	101.86	101.72
December 2021	101.42	101.40	101.58	101.38	99.34	100.86	101.49	101.47
January 2022	101.17	101.34	101.43	101.40	99.42	101.03	101.00	101.16
February 2022	100.93	101.18	101.18	101.37	99.48	101.14	100.41	100.81
March 2022	100.68	100.94	100.84	101.20	99.49	101.16	99.79	100.41
April 2022	100.45	100.64	100.39	100.91	99.39	101.08	99.22	99.99
May 2022	100.22	100.32	99.88	100.55	99.23	100.91	98.69	99.56
June 2022	99.98	100.04	99.33	100.21	98.96	100.67	98.22	99.12
July 2022	99.73	99.82	98.76	99.92	98.73	100.44	97.85	98.68
August 2022	99.48	99.66	98.21	99.65	98.42	100.27	97.59	98.26
September 2022	99.25	99.52	97.71	99.39	98.07	100.18	97.44	97.86
October 2022	99.05	99.43	97.24	99.14	97.75	100.15	97.35	97.49
<b>Month on Month growth rate (%)</b>								
November 2021	-0.19	0.11	0.01	0.12	0.06	0.19	-0.24	-0.17
December 2021	-0.23	0.04	-0.06	0.08	0.10	0.18	-0.37	-0.25
January 2022	-0.24	-0.06	-0.16	0.03	0.08	0.17	-0.49	-0.30
February 2022	-0.24	-0.15	-0.24	-0.04	0.06	0.11	-0.58	-0.35
March 2022	-0.24	-0.24	-0.34	-0.17	0.00	0.02	-0.61	-0.39
April 2022	-0.23	-0.31	-0.44	-0.28	-0.10	-0.08	-0.58	-0.42
May 2022	-0.23	-0.32	-0.51	-0.36	-0.16	-0.17	-0.53	-0.43
June 2022	-0.24	-0.28	-0.55	-0.34	-0.27	-0.24	-0.48	-0.44
July 2022	-0.25	-0.22	-0.57	-0.30	-0.23	-0.23	-0.38	-0.43
August 2022	-0.25	-0.17	-0.56	-0.27	-0.31	-0.17	-0.26	-0.43
September 2022	-0.23	-0.13	-0.51	-0.26	-0.36	-0.09	-0.16	-0.41
October 2022	-0.20	-0.10	-0.47	-0.25	-0.32	-0.03	-0.09	-0.37
<b>Year on Year growth rate (%)</b>								
November 2021	2.72	1.91	1.71	5.28	2.03	3.23	5.76	2.86
December 2021	1.97	1.80	1.27	4.93	2.22	3.12	4.30	2.18
January 2022	1.33	1.58	1.04	4.59	2.37	2.97	2.93	1.42
February 2022	0.69	1.26	0.69	4.34	2.48	2.74	1.59	0.61
March 2022	-0.03	0.82	0.21	3.47	2.42	2.42	-0.53	-0.21
April 2022	-0.79	0.31	-0.39	2.23	2.02	2.04	-1.69	-1.05
May 2022	-1.35	-0.20	-1.05	0.34	1.55	1.58	-2.62	-1.84
June 2022	-1.83	-0.64	-1.76	-0.31	0.93	1.07	-3.43	-2.55
July 2022	-2.21	-1.00	-2.48	-0.81	0.35	0.59	-4.05	-3.17
August 2022	-2.48	-1.30	-3.17	-1.23	-0.30	0.18	-4.46	-3.67
September 2022	-2.66	-1.56	-3.79	-1.63	-0.95	-0.12	-4.66	-4.06
October 2022	-2.75	-1.80	-4.32	-2.01	-1.45	-0.34	-4.66	-4.32

OTHER OECD COUNTRIES

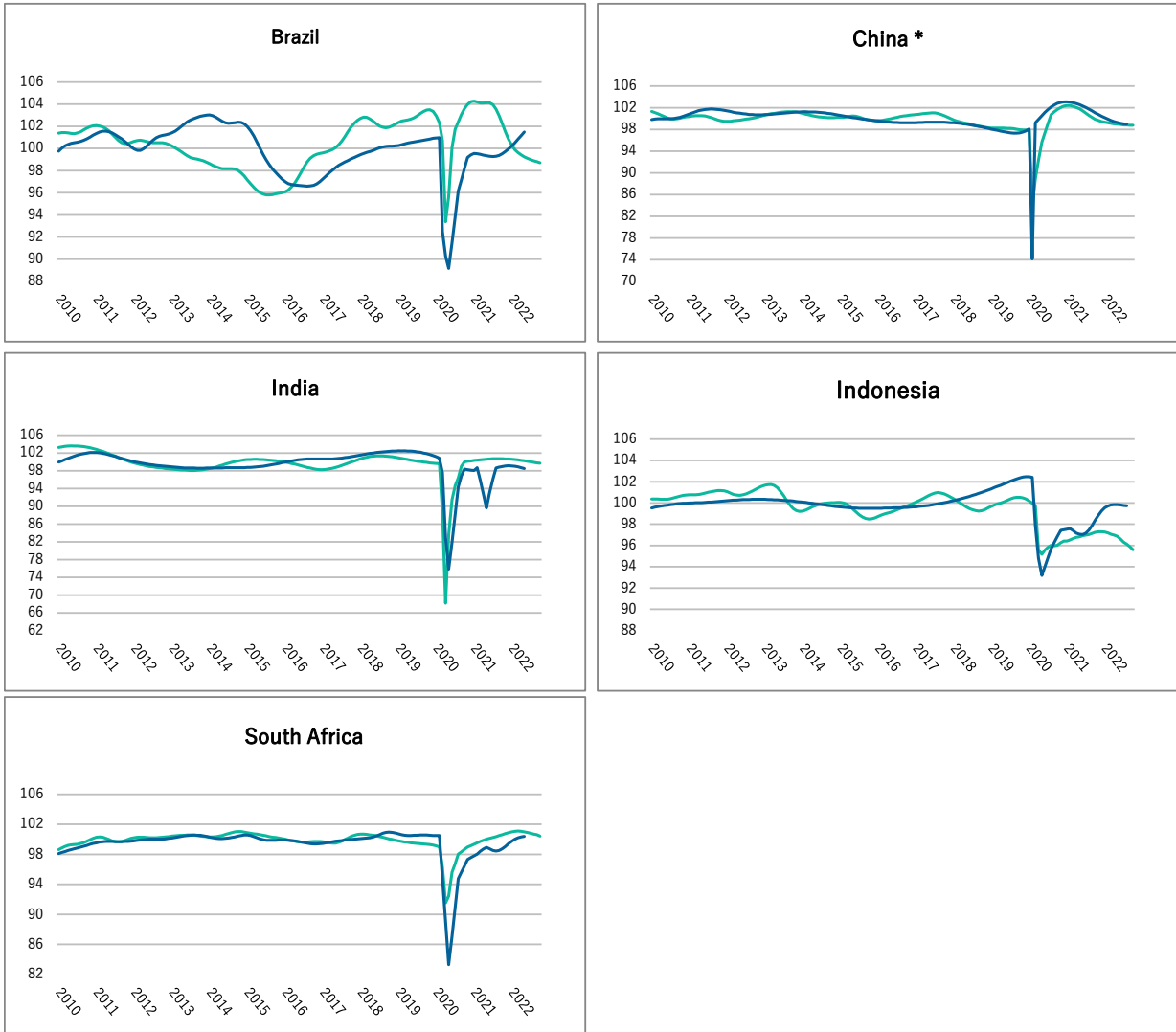
— Reference series      — Composite leading indicators



	Switzerland	Türkiye
<b>Amplitude adjusted (long term average =100)</b>		
November 2021	101.92	101.75
December 2021	101.55	101.59
January 2022	101.11	101.33
February 2022	100.65	100.99
March 2022	100.15	100.61
April 2022	99.63	100.23
May 2022	99.09	99.88
June 2022	98.58	99.55
July 2022	98.11	99.28
August 2022	97.72	99.09
September 2022	97.41	98.93
October 2022	97.18	98.76
<b>Month on Month growth rate (%)</b>		
November 2021	-0.27	-0.08
December 2021	-0.36	-0.16
January 2022	-0.43	-0.26
February 2022	-0.46	-0.34
March 2022	-0.49	-0.38
April 2022	-0.52	-0.37
May 2022	-0.54	-0.35
June 2022	-0.51	-0.33
July 2022	-0.48	-0.27
August 2022	-0.40	-0.19
September 2022	-0.31	-0.16
October 2022	-0.24	-0.17
<b>Year on Year growth rate (%)</b>		
November 2021	1.56	1.03
December 2021	1.04	0.97
January 2022	0.39	0.72
February 2022	-0.34	0.27
March 2022	-1.18	-0.30
April 2022	-2.02	-0.87
May 2022	-2.80	-1.41
June 2022	-3.50	-1.92
July 2022	-4.11	-2.35
August 2022	-4.56	-2.65
September 2022	-4.82	-2.86
October 2022	-4.91	-3.01

**MAJOR NON MEMBER COUNTRIES**

— Reference series      — Composite leading indicators



\* The reference series for China is the value added of industry, at 1995 constant prices, 100 million Yuan.

	Brazil	China	India	Indonesia	South Africa
<b>Amplitude adjusted (long term average =100)</b>					
November 2021	101.51	99.62	100.66	97.31	100.77
December 2021	100.84	99.45	100.62	97.30	100.90
January 2022	100.29	99.31	100.57	97.27	101.01
February 2022	99.89	99.20	100.51	97.19	101.09
March 2022	99.62	99.11	100.44	97.07	101.11
April 2022	99.42	99.03	100.35	96.97	101.08
May 2022	99.25	98.96	100.25	96.88	101.00
June 2022	99.10	98.89	100.14	96.61	100.91
July 2022	98.98	98.83	100.03	96.33	100.81
August 2022	98.90	98.78	99.91	96.12	100.71
September 2022	98.82	98.75	99.79	95.90	100.61
October 2022	98.72	98.74	99.67	95.59	100.45
<b>Month on Month growth rate (%)</b>					
November 2021	-0.72	-0.24	-0.02	0.08	0.14
December 2021	-0.66	-0.17	-0.04	-0.01	0.13
January 2022	-0.54	-0.13	-0.05	-0.02	0.11
February 2022	-0.40	-0.11	-0.06	-0.08	0.08
March 2022	-0.28	-0.09	-0.07	-0.13	0.02
April 2022	-0.20	-0.09	-0.09	-0.10	-0.03
May 2022	-0.17	-0.08	-0.10	-0.09	-0.07
June 2022	-0.15	-0.06	-0.11	-0.28	-0.09
July 2022	-0.12	-0.06	-0.11	-0.29	-0.10
August 2022	-0.09	-0.05	-0.12	-0.22	-0.10
September 2022	-0.08	-0.03	-0.12	-0.23	-0.10
October 2022	-0.10	-0.01	-0.12	-0.32	-0.16
<b>Year on Year growth rate (%)</b>					
November 2021	-2.39	-2.36	0.54	1.09	1.84
December 2021	-3.25	-2.77	0.41	0.91	1.75
January 2022	-3.82	-3.01	0.26	0.88	1.67
February 2022	-4.14	-3.10	0.11	0.68	1.55
March 2022	-4.32	-3.07	-0.04	0.43	1.39
April 2022	-4.50	-2.95	-0.20	0.21	1.20
May 2022	-4.69	-2.74	-0.35	0.06	0.99
June 2022	-4.83	-2.47	-0.51	-0.33	0.79
July 2022	-4.79	-2.16	-0.65	-0.67	0.58
August 2022	-4.50	-1.80	-0.78	-0.94	0.35
September 2022	-4.02	-1.45	-0.90	-1.27	0.11
October 2022	-3.44	-1.12	-1.01	-1.69	-0.18