

Unclassified

ENV/JM/MONO(2008)30



Organisation de Coopération et de Développement Economiques
Organisation for Economic Co-operation and Development

28-Nov-2008

English - Or. English

**ENVIRONMENT DIRECTORATE
JOINT MEETING OF THE CHEMICALS COMMITTEE AND
THE WORKING PARTY ON CHEMICALS, PESTICIDES AND BIOTECHNOLOGY**

ENV/JM/MONO(2008)30
Unclassified

**SERIES ON HARMONISATION OF REGULATORY OVERSIGHT IN BIOTECHNOLOGY
Number 43**

**CONSENSUS DOCUMENT ON THE BIOLOGY OF DOUGLAS-FIR (*Pseudotsuga menziesii* (Mirb.)
Franco)**

JT03256472

Document complet disponible sur OLIS dans son format d'origine
Complete document available on OLIS in its original format

English - Or. English

Also published in the Series on Harmonisation of Regulatory Oversight in Biotechnology:

- No. 1, *Commercialisation of Agricultural Products Derived through Modern Biotechnology: Survey Results (1995)*
- No. 2, *Analysis of Information Elements Used in the Assessment of Certain Products of Modern Biotechnology (1995)*
- No. 3, *Report of the OECD Workshop on the Commercialisation of Agricultural Products Derived through Modern Biotechnology (1995)*
- No. 4, *Industrial Products of Modern Biotechnology Intended for Release to the Environment: The Proceedings of the Fribourg Workshop (1996)*
- No. 5, *Consensus Document on General Information concerning the Biosafety of Crop Plants Made Virus Resistant through Coat Protein Gene-Mediated Protection (1996)*
- No. 6, *Consensus Document on Information Used in the Assessment of Environmental Applications Involving Pseudomonas (1997)*
- No. 7, *Consensus Document on the Biology of Brassica napus L. (Oilseed Rape) (1997)*
- No. 8, *Consensus Document on the Biology of Solanum tuberosum subsp. tuberosum (Potato) (1997)*
- No. 9, *Consensus Document on the Biology of Triticum aestivum (Bread Wheat) (1999)*
- No. 10, *Consensus Document on General Information Concerning the Genes and Their Enzymes that Confer Tolerance to Glyphosate Herbicide (1999)*
- No. 11, *Consensus Document on General Information Concerning the Genes and Their Enzymes that Confer Tolerance to Phosphinothricin Herbicide (1999)*
- No. 12, *Consensus Document on the Biology of Picea abies (L.) Karst (Norway Spruce) (1999)*
- No. 13, *Consensus Document on the Biology of Picea glauca (Moench) Voss (White Spruce) (1999)*
- No. 14, *Consensus Document on the Biology of Oryza sativa (Rice) (1999)*
- No. 15, *Consensus Document on the Biology of Glycine max (L.) Merr. (Soybean) (2000)*
- No. 16, *Consensus Document on the Biology of Populus L. (Poplars) (2000)*
- No. 17, *Report of the OECD Workshop on Unique Identification Systems for Transgenic Plants, Charmey, Switzerland, 2-4 October 2000 (2001)*
- No. 18, *Consensus Document on the Biology of Beta vulgaris L. (Sugar Beet) (2001)*
- No. 19, *Report of the Workshop on the Environmental Considerations of Genetically Modified Trees, Norway, September 1999. (2001)*
- No. 20, *Consensus Document on Information Used in the Assessment of Environmental Applications Involving Baculoviruses (2002)*
- No. 21, *Consensus Document on the Biology of Picea sitchensis (Bong.) Carr. (Sitka Spruce) (2002)*
- No. 22, *Consensus Document on the Biology of Pinus strobus L. (Eastern White Pine) (2002)*
- No. 23, *Revised 2006: OECD Guidance for the Designation of a Unique Identifier for Transgenic Plants (2006)*
- No. 24, *Consensus Document on the Biology of Prunus spp. (Stone Fruits) (2002)*

- No. 25, *Module II: Herbicide Biochemistry, Herbicide Metabolism and the Residues in Glufosinate-Ammonium (Phosphinothricin)-Tolerant Transgenic Plants* (2002)
- No. 26, *Output on the Questionnaire on National Approaches to Monitoring/Detection/Identification of Transgenic Products* (2003)
- No. 27, *Consensus Document on the Biology of Zea mays subsp. mays (Maize)* (2003)
- No. 28, *Consensus Document on the Biology of European White Birch (Betula pendula Roth)* (2003)
- No. 29, *Guidance Document on the Use of Taxonomy in Risk Assessment of Micro-organisms: Bacteria* (2003)
- No. 30, *Guidance Document on Methods for Detection of Micro-organisms Introduced into the Environment: Bacteria* (2004)
- No. 31, *Consensus Document on the Biology of Helianthus annuus L. (Sunflower)* (2004)
- No. 32, *An Introduction to the Biosafety Consensus Documents of OECD's Working Group for Harmonisation in Biotechnology* (2005)
- No. 33, *Consensus Document on the Biology of Papaya (Carica papaya)* (2005)
- No. 34, *Consensus Document on the Biology of Pleurotus spp. (Oyster Mushroom)* (2005)
- No. 35, *Points to Consider for Consensus Documents on the Biology of Cultivated Plants* (2006)
- No. 36, *Consensus Document on the Biology of Capsicum annum Complex (Chili peppers, Hot peppers and Sweet peppers)* (2006)
- No. 37, *Consensus Document on Information Used in the Assessment of Environmental Application involving Acidithiobacillus* (2006)
- No. 38, *Consensus Document on the Biology of Western White Pine (Pinus monticola Dougl. ex D. Don)* (2006)
- No. 39, *Abstracts of the OECD Expert Workshop on the Biology of Atlantic Salmon* (2006)
- No. 40, *Consensus Document on the Biology of Pinus banksiana (Jack Pine)* (2006)
- No. 41, *Consensus Document on the Biology of the Native North American Larches: Subalpine Larch (Larix lyallii), Western Larch (Larix occidentalis), and Tamarack (Larix laricina)*
- No. 42, *Consensus Document on the Safety Information on Transgenic Plants Expressing Bacillus thuringiensis – Derived Insect Control Protein*

© OECD 2008

Applications for permission to reproduce or translate all or part of this material should be made to: RIGHTS@oecd.org, Head of Publications Service, OECD, 2 rue André-Pascal, 75775 Paris Cedex 16, France.

OECD Environment, Health and Safety Publications

Series on Harmonisation of Regulatory Oversight in Biotechnology

No. 43

**Consensus Document on the Biology of Douglas-Fir (*Pseudotsuga
Menziesii* (Mirb.) Franco**

Environment Directorate

Organisation for Economic Co-operation and Development

Paris 2008

ABOUT THE OECD

The Organisation for Economic Co-operation and Development (OECD) is an intergovernmental organisation in which representatives of 30 industrialised countries in North America, Europe and the Asia and Pacific region, as well as the European Commission, meet to co-ordinate and harmonise policies, discuss issues of mutual concern, and work together to respond to international problems. Most of the OECD's work is carried out by more than 200 specialised committees and working groups composed of member country delegates. Observers from several countries with special status at the OECD, and from interested international organisations, attend many of the OECD's workshops and other meetings. Committees and working groups are served by the OECD Secretariat, located in Paris, France, which is organised into directorates and divisions.

The Environment, Health and Safety Division publishes free-of-charge documents in ten different series: **Testing and Assessment; Good Laboratory Practice and Compliance Monitoring; Pesticides and Biocides; Risk Management; Harmonisation of Regulatory Oversight in Biotechnology; Safety of Novel Foods and Feeds; Chemical Accidents; Pollutant Release and Transfer Registers; Emission Scenario Documents; and the Safety of Manufactured Nanomaterials.** More information about the Environment, Health and Safety Programme and EHS publications is available on the OECD's World Wide Web site (<http://www.oecd.org/ehs/>).

This publication is available electronically, at no charge.

For the complete text of this and many other Biosafety publications, consult the OECD's World Wide Web site (<http://www.oecd.org/biotrack>)

or contact:

**OECD Environment Directorate,
Environment, Health and Safety Division**

**2 rue André-Pascal
75775 Paris Cedex 16
France**

Fax: (33-1) 45 24 16 75

E-mail: ehscont@oecd.org

FOREWORD

Consensus Documents contain information for use during the regulatory assessment of a particular product. In the area of plant biosafety, these are being published on information on the biology of certain plant species, selected traits that may be introduced into plant species, and biosafety issues arising from certain general types of modifications made to plants.

This document addresses the biology of Douglas-fir (*Pseudotsuga menziesii* (Mirb.) Franco). Canada served as the lead country in the preparation of this document. The draft was revised on a number of occasions based on the inputs from other member countries. This document is published on the responsibility of the Joint Meeting of the Chemicals Committee and the Working Party on Chemicals, Pesticides and Biotechnology of the OECD.

TABLE OF CONTENTS

ABOUT THE OECD	6
FOREWORD	7
PREAMBLE	10
SUMMARY NOTE	11
SECTION I. TAXONOMY	11
SECTION II. NATURAL DISTRIBUTION	12
SECTION III. REPRODUCTIVE BIOLOGY	13
A. Reproductive development	13
B. Mating system and gene flow	14
C. Seed production	14
D. Natural regeneration	15
E. Vegetative reproduction	16
SECTION IV. GENETICS	18
A. Cytology	18
B. Genetic variation	18
C. Inbreeding depression and genetic load	21
SECTION V. HYBRIDISATION	22
SECTION VI. ECOLOGY	23
A. Autecology	23
B. Synecology	26
C. Stand dynamics	27
D. Damaging agents	28
SECTION VII. FORESTRY PRACTICES	30
A. Deployment of reforestation materials	30
B. Provenance transfer	30
C. Breeding programs	31
D. Conservation of genetic resources	32
SECTION VIII. SUMMARY	34
SECTION IX. REFERENCES	35
QUESTIONNAIRE TO RETURN TO THE OECD	51

Tables

Table 1.	Genetic diversity and population differentiation estimates for Douglas-fir.....	20
Table 2.	Examples of individual heritability estimates for quantitative traits in Douglas-fir.....	21

Figures

Figure 1.	The main native range of Douglas-fir.....	12
Figure 2.	Douglas-fir site index relative to soil moisture and soil nutrient regimes in a dry, cool mesothermal climate of coastal British Columbia, Canada.....	24
Figure 3.	Edatopic grid showing pre-treatment foliar nitrogen and sulphate-sulphur, and isolines of relative basal-area response, indicating 3rd-year response of Douglas-fir to nitrogen fertilisation.....	25

PREAMBLE

The environmental safety/risks of transgenic organisms are normally based on the information on the characteristics of the host organism, the introduced traits, the environment into which the organism is introduced, the interaction between these, and the intended application. The OECD's Working Group on Harmonisation of Regulatory Oversight in Biotechnology decided at its first session, in June 1995, to focus its work on identifying parts of this information, which could be commonly used in countries for environmental safety/risk assessment to encourage information sharing and prevent duplication of effort among countries. Biosafety Consensus Documents are one of the major outputs of its work.

Biosafety Consensus Documents are intended to be a "snapshot" of current information on a specific host organism or trait, for use during regulatory assessments. They are not intended to be a comprehensive source of information on everything that is known about a specific host or trait; but they do address the key or core set of issues that member countries believe are relevant to risk/safety assessment. This information is said to be mutually acceptable among member countries. To date, 29 Biosafety Consensus Documents have been published. They include documents which address the biology of crops, trees and micro-organisms as well as those which address specific traits which are used in transgenic crops.

In reading the Consensus Documents, it is useful to consult two additional texts. The first, entitled *An Introduction to the Biosafety Consensus Document of OECD's Working Group for Harmonisation in Biotechnology* explains the purpose of the Consensus Documents and how they are relevant to risk/safety assessment. It also describes the process by which the documents are drafted using a "lead country" approach. The second text is *Points to Consider for Consensus Documents on the Biology of Cultivated Plants*. This is a structured checklist of "points to consider" for authors when drafting or for those evaluating a Consensus Document. Amongst other things, this text describes how each point is relevant to risk/safety assessment.

The Consensus Documents are of value to applicants for commercial uses of transgenic organisms, regulators in national authorities as well as the wider scientific community. As each of the documents may be updated in the future as new knowledge becomes available, users of Consensus Documents are encouraged to provide any information or opinions regarding the contents of this document or indeed, OECD's other harmonisation activities. If needed, a short pre-addressed questionnaire is attached at the end of this document that can be used to provide such comments.

The published Consensus Documents are also available individually from OECD's website (<http://www.oecd.org/biotrack>) at no cost.

SECTION I. TAXONOMY

Pseudotsuga menziesii (Mirbel) Franco is generally called Douglas-fir (so spelled to maintain its distinction from true firs, the genus *Abies*). *Pseudotsuga* Carrière is in the kingdom Plantae, division Pinophyta (traditionally Coniferophyta), class Pinopsida, order Pinales (conifers), and family Pinaceae. The genus *Pseudotsuga* is most closely related to *Larix* (larches), as indicated in particular by cone morphology and nuclear, mitochondrial and chloroplast DNA phylogenies (Silen 1978; Wang *et al.* 2000); both genera also have non-saccate pollen (Owens *et al.* 1981, 1994). Based on a molecular clock analysis, *Larix* and *Pseudotsuga* are estimated to have diverged more than 65 million years ago in the Late Cretaceous to Paleocene (Wang *et al.* 2000). The earliest known fossil of *Pseudotsuga* dates from 32 Mya in the Early Oligocene (Schorn and Thompson 1998).

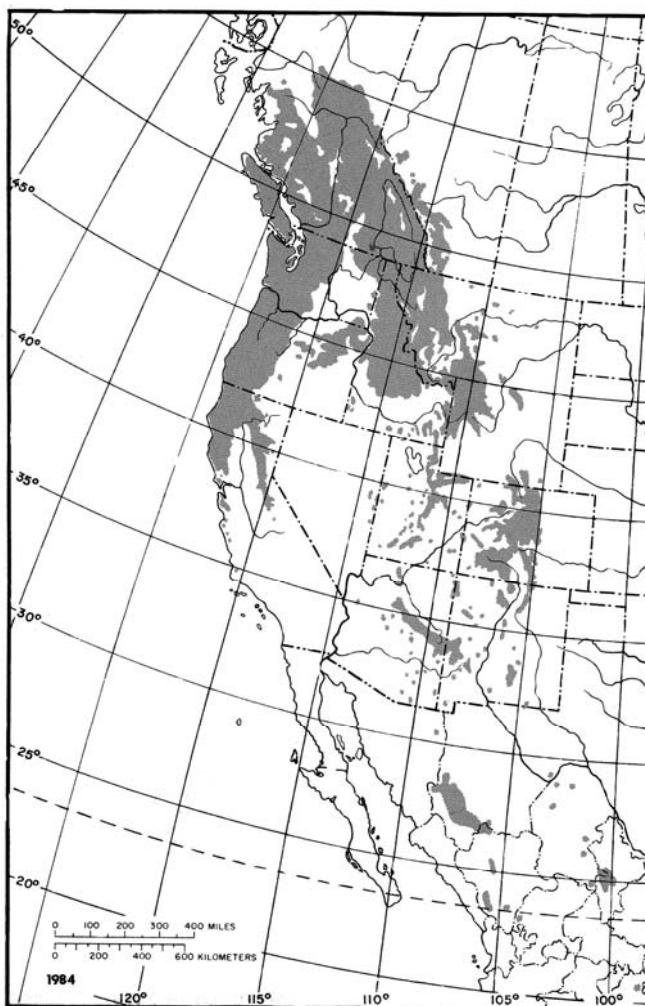
Pseudotsuga is generally considered to comprise two species native to North America, the widespread *Pseudotsuga menziesii* and the southwestern California endemic *P. macrocarpa* (Vasey) Mayr (bigcone Douglas-fir), and in eastern Asia comprises three or fewer endemic species in China (Fu *et al.* 1999) and another in Japan. The taxonomy within the genus is not yet settled, and more species have been described (Farjon 1990). All reported taxa except *P. menziesii* have a karyotype of $2n = 24$, the usual diploid number of chromosomes in Pinaceae, whereas the *P. menziesii* karyotype is unique with $2n = 26$. The two North American species are vegetatively rather similar, but differ markedly in the size of their seeds and seed cones, the latter 4-10 cm long for *P. menziesii* and 9-20 cm for *P. macrocarpa* (Elias 1980; Lipscomb 1993). Although additional species have been described that may occur in Mexico (Flous 1934a, 1934b; Martínez 1963) — *P. flahaultii* Flous, *P. guinieri* Flous, *P. lindleyana* (Roezl) Carr., *P. macrolepis* Flous, *P. rehderi* Flous, these taxa are not broadly recognized due to their overlapping morphological characters which do not correlate with the scattered distribution of Mexican populations of the genus (Farjon 1990; Debreczy and Rácz 1995; Reyes-Hernández *et al.* 2005). Considerable morphological variation has been found among 19 populations sampled from the three major geographical regions of Mexico where *Pseudotsuga* occurs (Reyes-Hernández *et al.* 2005). Strong genetic differentiation for isozymes was found between a northeastern Mexican population of *P. menziesii* at approximately 25° N (2500 m elevation) and 103 other populations of the species sampled rangewide (Li and Adams 1989).

Two botanical varieties of Douglas-fir are commonly recognized: *P. menziesii* var. *menziesii*, called coastal Douglas-fir, and *P. menziesii* var. *glauca* (Beissner) Franco, called Rocky Mountain or interior Douglas-fir (Little 1979; Lipscomb 1993). The two varieties may intergrade in interior British Columbia (Canada) but have geographically separate ranges to the south. The varieties differ in many morphological, physiological and ecological characteristics. The coastal variety has greenish needles and longer seed cones with straight, appressed bracts, whereas the interior variety has bluish-green needles and shorter cones with reflexed bracts. Although the differences are not always obvious, strong differentiation of these varieties has been confirmed with isozymes, and nuclear, mitochondrial, and chloroplast DNA studies (Li and Adams 1989; Aagaard *et al.* 1995, 1998a, 1998b; Klumpp 1999; Nelson *et al.* 2003). Some of these studies have also indicated strong differentiation between the northern and southern subgroups of *P. menziesii* var. *glauca*. Literature particularly from Europe (*e.g.* Göhre 1958; Klumpp 1999) sometimes recognizes another interior variety for the northern half of the continental range, *P. menziesii* var. *caesia* (Schwerin) Franco. Recently an additional variety, *P. menziesii* var. *oaxacana* Debreczy & Rácz, has been proposed for a few stands of narrow columnar trees with grayish foliage and small cones at the southernmost extent of the species' range (Debreczy and Rácz 1995; Acevedo-Rodríguez 1998).

SECTION II. NATURAL DISTRIBUTION

Douglas-fir is a common western North American species (central to southern area in both the Pacific and the Cordilleran regions), with a very broad latitudinal range extending from 55° N (Klinka *et al.* 2000; Hermann and Lavender 1990) to 16° N (Debreczy and Rácz 1995; Reyes-Hernández *et al.* 2005) (Figure 1). The coastal variety occurs from central British Columbia southward primarily along the Pacific Coast for about 2200 km to 34°44' N, reaching mid-California in the coastal Santa Cruz Mountains yet also occurring inland in the northern Sierra Nevada (Lipscomb 1993). The range of the continental interior variety extends along the Rocky Mountains into the mountains of southern Mexico over a distance of more than 4500 km. In northeastern Oregon, and southern Idaho southward through the mountains of eastern Nevada, Utah, Colorado, Arizona, New Mexico, western Texas and into Mexico, the distribution is discontinuous and fragmented. Disjunct populations are present in Alberta and the eastern-central parts of Montana and Wyoming (Hermann and Lavender 1990; Lipscomb 1993), and as far to the south as 16°22' N in central Oaxaca (Debreczy and Rácz 1995).

Figure 1. The main native range of Douglas-fir



Source: Hermann and Lavender 1990

SECTION III. REPRODUCTIVE BIOLOGY

A. Reproductive development

Douglas-fir is monoecious. Trees commonly reach reproductive maturity at 12 to 15 years of age. Primordia of undifferentiated buds are already present when vegetative buds flush in the spring of the year preceding the cone crop (Hermann and Lavender 1990). By mid-June, vegetative bud primordia, pollen cone primordia (usually clustered near the base of the extending shoot), and seed cone primordia (borne singly near the tip of the shoot) (Allen and Owens 1972) can be separated based on histochemical differences.

The number of lateral buds initiated that differentiate into reproductive buds, rather than aborting or developing into vegetative buds, determines the potential size of the cone crop. Poor seed cone crops in part reflect a high abortion rate of buds during the preceding summer. Large numbers of pollen cone buds or seed cone buds in the fall merely indicate the potential for a heavy cone crop the following year, as buds, cones and seeds can subsequently be damaged by frost and cones and seeds can be damaged or destroyed by seed predation before they mature (Dobbs *et al.* 1974).

Male strobili (pollen cones), generally abundant on year-old shoots especially in the lower crown, are about 2 cm long and yellow to deep red. Their overlapping microsporophylls each have two abaxial microsporangia (pollen sacs), which contain pollen mother cells that undergo meiosis and produce a tetrad of microspores. Each microspore develops into a mature, five-celled pollen grain containing two prothialial cells, a sterile (traditionally “stalk”) cell, a generative (or “body”) cell and a tube cell (Allen and Owens 1972; Fernando *et al.* 2005). The mature pollen grains are spherical when hydrated but dry and bowl-shaped when shed, have a seemingly smooth exine, and are rather large (90-110 μm diameter), so they do not disperse as far as the pollen of some conifers (Owens 1973; Tsukada 1982; Jackson and Smith 1994; Fernando *et al.* 2005). Under typical weather conditions most pollen is dispersed within ten tree heights, although small amounts can disperse over much greater distances when winds are strong. Pollen dispersal occurs for 20 to 30 days in a stand (Silen 1963).

Female strobili (seed cones), occur on year-old lateral shoots usually in the upper half of the crown. They are about 3 cm long, deep green to deep red, and have distinctive narrow trident bracts projecting from between the cone scales. The young cones are erect, and receptive to pollination when emerged (especially halfway or more) from the bud scales, *i.e.* at bud burst, and on average for 6-8 days (Webber and Painter 1996; Stein and Owston 2002). Anthesis and pollination of the coastal variety occur during March and April in warmer areas and as late as May or early June in colder areas. Pollen lands on the bracts and moves downward to the ovuliferous scales and inward to the apices of the inverted ovules (Takaso and Owens 1995). The cones then become larger and pendant, with the cone scales appressed.

Pollen collects on hairs of the integument's bilobed stigmatic tip, which then collapses inward to bring pollen into the micropyle (Allen and Owens 1972; Webber and Painter 1996). Fertilisation occurs about 10 weeks after pollination. *Pseudotsuga* and *Larix* have delayed ovular secretion, with a post-pollination pre-fertilisation drop filling the micropylar canal 5-7 weeks after pollination (von Aderkas and Leary 1999; Gelbart and von Aderkas 2002; Poulis *et al.* 2005). This drop is thought to assist the pollen grain in reaching the ovule and preparing for germination. The generative (body) cell of the pollen grain divides to produce two male gametes prior to fertilisation. After approximately 2 weeks, pollen grains germinate and pollen tubes grow into archegonia, releasing the two male gametes, one of which will fertilise the egg cell. Ovules contain four to six archegonia, thus multiple fertilisations and polyembryony occur, although typically only one embryo survives to maturity (Allen and Owens 1972). The embryo is in

a cavity surrounded by the firm, cream-coloured, haploid megagametophyte which forms multinucleate storage cells, thus serving as a food reserve for the germinating embryo (Owens 1973; von Aderkas *et al.* 2005a). Each ovuliferous scale can produce two seeds at its base. Each seed (with the seed coat 5-7 mm long) has a large wing (twice to thrice the body length) consisting of two cell layers derived from the ovuliferous scale. Mature seeds are dark brown on one side and mottled light brown on the other.

At low and middle elevations, cones mature and seeds ripen from mid-August to mid-September. The bracts turn brown when seeds are mature. Cone scales reflex and seedfall occurs under dry conditions soon after cone maturity, with two-thirds of the total crop typically on the ground by the end of October. Remaining seeds fall during the winter and spring. Reproductive phenology is similar for the interior variety (Baumgartner and Lotan 1991). The degree of dormancy of mature seed and thus the amount of chilling required to break it varies geographically. Chilling requirements are met over the winter and dormancy broken naturally. Dormancy is broken artificially through cold stratification; seeds are soaked in water for 24 hours, then chilled at 2 to 5°C, usually for 21 days. Coastal Douglas-fir generally requires cold stratification, whereas northern Rocky Mountain Douglas-fir may benefit from stratification and southern provenances may not. After dormancy is broken, seed will germinate at temperatures ranging from 10 to 30°C. There is no light requirement for germination. The viability of seed can be maintained for at least several decades when stored under optimal conditions, *i.e.* at 18°C with a moisture content of 5 to 9% (Stein and Owston 2002).

B. Mating system and gene flow

Douglas-fir has a predominantly outcrossing mating system, with selfing rates generally well below 10% in natural populations, selectively harvested stands, and seed orchards (Neale and Adams 1985; Prat and Arnal 1994; Prat 1995; Prat and Caquelard 1995; Burczyk and Prat 1997; Slavov *et al.* 2005). Some trees may have considerably higher selfing rates than average (Stoehr *et al.* 1998).

Seed orchard studies of mating system and pollen contamination from outside stands indicate that two-thirds to half of the pollen received by a mother tree originates from nearby pollen parents, and a third to half comes from more remote sources, either within or outside of the orchard (Burczyk and Prat 1997; Slavov *et al.* 2005). Contamination of orchard seedlots with non-orchard pollen can be as high as 60% within the coastal Douglas-fir range (Adams *et al.* 1997). This contamination can result in decreased genetic gain or increased maladaptation, depending on the location and genetic makeup of the seed orchard (Stoehr *et al.* 1994).

Based on genetic markers, long-distance gene flow appears to be very low between the coastal and interior varieties, and between the northern and southern subgroups of the interior variety (Li and Adams 1989; Mitton 1992; Aagaard *et al.* 1995, 1998a, 1998b; Klumpp 1999; Nelson *et al.* 2003). However, the lack of strong differentiation of populations within the coastal variety (St. Clair *et al.* 2005), and within the northern subgroup of the interior variety, is indicative of higher levels of gene flow within each of these two relatively non-fragmented regions (Li and Adams 1989). Populations within the southern subgroup are much more isolated (Figure 1), although for example during the last glacial period there was considerably less fragmentation in the Colorado Plateau area and Rocky Mountains (Jackson *et al.* 2005).

C. Seed production

An old-growth Douglas-fir population may produce 20 to 30 times more cones per hectare than a 50- to 100-year-old second-growth stand. Seed crops occur at irregular intervals — on average, one heavy (mast) crop and one medium crop every 7 years (Owston and Stein 1974; Stein and Owston 2002). Even during heavy seed years, only about 25% of the trees produce an appreciable number of cones (Isaac 1943). Data on seed fall density in an area will vary widely, but most years less than 2.2 kg fall per ha, of

which no more than 40% is viable. Years with small seed crops generally have a lower percentage of sound seeds than mast years, perhaps because the low density of seed and pollen-producing trees results in a higher level of self-pollination (Garman 1955).

Seed quality also varies during the annual seedfall period. It is higher in the fall of the year but declines rapidly during winter and spring. This pattern probably results from cone scales in the centre of the cone — where the highest quality seed are borne — opening early, and scales at the tip and base, which bear generally poor quality seeds, opening late (Hermann and Lavender 1990).

Both cones and seeds vary greatly in size with latitude and similarly in both varieties, generally with larger seeds to the south: for example, from coastal Douglas-fir trees, 112,000 cleaned seeds per kg in British Columbia, 70,000 per kg in California; from interior Douglas-fir trees, 110,000 seeds per kg in British Columbia, 71,000 per kg in Arizona (Stein and Owston 2002). Seeds of the coastal variety tend to be larger farther inland than near the coast, and seeds of the interior variety larger than in the coastal variety (e.g. 115,000 seeds per kg in western Washington, 88,000 per kg in Montana). Also, seeds sometimes are larger at higher elevations (Stein and Owston 2002). Individual cones can contain up to 52(-63) seeds, but an average of 15 to 20 seeds per cone is more typical in natural populations (Silen 1978; Vargas-Hernández *et al.* 2004). Seed size is determined before fertilisation, so there is no correlation between seed weight and paternity, although seedlings germinating from heavier seeds may be slightly larger during the first few months of growth (Hermann and Lavender 1990).

Predation of seed by insects, mammals and birds is a major factor limiting natural regeneration. Competing plant species and unfavourable abiotic environments also reduce success of regeneration. Although fully stocked stands have been reported 1 to 2 km away from a seed source, the vast majority of seeds fall within 100 m of seed parent trees (Allen 1942; Dobbs *et al.* 1974; Barnhart *et al.* 1996; Thompson and Schorn 1998; Brocano *et al.* 2005; Kennedy and Diaz 2005).

Most seed for artificial regeneration of coastal Douglas-fir now originates from seed orchards. Seed orchard managers promote the differentiation of reproductive buds through applications of synthetic gibberellins (particularly gibberellic acids GA₄ and GA₇), nitrate fertilisation, and partial girdling of stems in early spring (Silen 1978). Selected parents are grafted into seed orchards; graft incompatibility was a major problem until genetically high compatibility lines of rootstock were developed (Copes 1999). Cooling of orchards to delay heat sum accumulation and reproductive bud break is a common method for reducing pollen contamination in some orchards.

D. Natural regeneration

Douglas-fir seed germinate epigeally from mid-March to early April in the warmer regions of the range, and as late as mid-May in the cooler areas. Seedling growth during the first year is indeterminate, relatively slow, and moisture limited. Low moisture availability or a photoperiodic cue can trigger formation of buds and initiation of bud dormancy by mid-summer. Buds remain dormant until a genetically-determined chilling requirement is met sometime in winter, and growth resumes in April or May of the following year (Lavender 1984).

Seedlings of coastal Douglas-fir, particularly in wetter and cooler climates, survive best in high light when the seed germinates on moist mineral soil or thin burnt-over forest floor. In contrast, seedlings of interior Douglas-fir, particularly in drier and warmer climates, establish and survive in low light only on a relatively thick forest floor substrate (Isaac 1943; Schmidt 1957, 1969; Carter and Klinka 1992a). The establishment of seedlings is enhanced by ectomycorrhizal fungi (Horton *et al.* 1999; Cline *et al.* 2005). First-year seedlings on fresh sites may develop shoots 6 to 9 cm long. Growth in subsequent years is largely determinate, although some free growth and lammas growth occur in early years. Primary growth

gradually accelerates so that when saplings are 8 to 10 years old, growth of the terminal leader may consistently exceed 1 m per yr on highly productive sites (Hermann and Lavender 1990). Lammas shoots of seedlings and saplings sometimes result in form defects such as forking and ramicorn branching, but these deviations are confined to wet climates with heavy late-summer rainfall (Carter and Klinka 1986; Carter *et al.* 1986; Hermann and Lavender 1990).

First-year germinants have higher survival and growth under light shade, especially on southerly exposures, but older seedlings require full sunlight, particularly on fresh and moist sites, where Douglas-fir has low shade tolerance (Carter and Klinka 1992a). Competing vegetation decreases light levels and limits Douglas-fir regeneration. On water-deficient sites, graminoids and shrubs also compete strongly with Douglas-fir seedlings for available moisture. Leaves and other organic debris from *Pteridium aquilinum* (northern bracken fern) and *Chamerion angustifolium* (narrow-leaf fireweed) can smother small seedlings. Regeneration may be more reliable after fire, which can destroy the seed bank of potential competing species, while forest harvesting can leave areas suitable for the establishment and growth of herbaceous and woody competitors (Burns 1983; Hermann and Lavender 1990).

Historically, large burned areas (including post-harvest burns) within the range of coastal Douglas-fir have naturally regenerated to nearly pure stands of Douglas-fir. On fresh sites, where Douglas-fir is considered an early seral and shade-intolerant species, this process occurred over a relatively short period, whereas on water-deficient and moist sites, regeneration has required more than 50 years. Regeneration on water-deficient sites in warmer and drier climates, where Douglas-fir is moderately shade-tolerant and considered a climax species, occurs under the forest canopy; in fact, temporary protection from the open-area climate is necessary for successful establishment (Daubenmire 1943; Krajina 1965; Ryker 1975; Hermann and Lavender 1990; Klinka *et al.* 1990).

From 1950 to 1970, large areas of cutover and burnt forest land in the Pacific Northwest were aerially seeded for reforestation. With the increase in forest nursery capacity and the ability to better control the success and density of regeneration through planting, direct seeding became rare (Schubert and Adams 1971; Cleary *et al.* 1978). One major problem with direct seeding is high seed predation by rodents and birds, although this problem can be reduced by seeding Douglas-fir seed mixed with a larger amount of desirable food such as sunflower seeds or oats (Sullivan and Sullivan 1984). Taking into account the range of sites on which Douglas-fir may grow and its variation in shade tolerance, it can be maintained using a wide variety of silvicultural systems — including clearcutting, seed-tree, shelterwood and selection systems. Although success of natural regeneration may be high, the advantage of planting is the opportunity for much greater initial stocking control and genetic improvement, particularly on productive sites. An adequate seed source, appropriate seedbed, and suitable microsite are all necessary for successful natural regeneration.

E. Vegetative reproduction

Douglas-fir does not reproduce vegetatively in nature. Reliable rooting of cuttings is limited to material collected from trees less than 10 years old, or from trees that have been subjected to repeated hedging which produces material with a juvenile habit. A second major impediment to the use of cuttings is that much of this material can have a lengthy period of plagiotropic growth before an erect habit is assumed (Hermann and Lavender 1990; Ritchie *et al.* 1994, 1997; Fennessy *et al.* 2000). Plagiotropic rooted cuttings become orthotropic more readily when grown outdoors than when maintained in a greenhouse; the reasons for this are not clear (Ritchie *et al.* 1997). Both rooted cuttings and plants produced through tissue culture of cotyledons appear more physiologically mature than seedlings of the same size (Ritchie *et al.* 1994). The rooting of stem cuttings is promoted through application of auxins, either IBA (24.6 mM) or NAA (2.5-7.4 mM) (Copes and Mandel 2000).

Methods for cloning Douglas-fir genotypes through somatic embryogenesis have been developed and are entering operational phases (Gadgil *et al.* 1998; Taber *et al.* 1998; Zhang *et al.* 1999; Benowicz *et al.* 2002). These methods allow for the development of clonal forestry programs, providing the technology to capture non-additive genetic variation, the opportunity to deploy clonal blocks for specific end uses, and a regeneration system for propagating genetically transformed material.

SECTION IV. GENETICS

A. Cytology

The 2C nuclear DNA content of *Pseudotsuga menziesii* is 38.10 picograms (O'Brien *et al.* 1996). The cell nuclear volumes are greater in northern provenances than southern provenances, and in the coastal variety than the interior variety (El-Lakeny and Sziklai 1971). Unlike all other species of the Pinaceae, the haploid number of chromosomes in Douglas-fir is 13. Whereas 5 metacentric and 6 submetacentric chromosomes appear karyotypically similar to those of other studied *Pseudotsuga* species, Douglas-fir has 2 telocentric chromosomes instead of a sixth large metacentric chromosome as in the other *Pseudotsuga* species. Moreover, the chromomycin A₃-banding pattern of Douglas-fir chromosomes is different from the quite similar banding patterns of the two Asian species (Hizume and Kondo 1992). Experimentally, polyploid Douglas-fir seedlings have been produced (using colchicine) but they were slow-growing and short-lived (Silen 1978).

In Douglas-fir, as in other species of the Pinaceae, inheritance of chloroplasts is predominantly paternal (Neale *et al.* 1986). In contrast, mitochondrial inheritance is maternal (Marshall and Neale 1992; Aagaard *et al.* 1998a).

B. Genetic variation

B.1 Population-level variability

Douglas-fir has substantial among-population variation both for quantitative traits and genetic markers. Population differentiation for quantitative traits related to adaptation to climate can be considerably stronger than that observed for selectively neutral genetic markers. For example, seedling studies including samples from a wide range of source environments have found that 13 to 20% of the total genetic variation for timing of bud set, 11 to 13% of the variation in timing of bud flush, and 47% of the variation for cold hardiness are attributable to differences among populations within varieties, which is higher than the average population differentiation for genetic markers (F_{ST}) (Table 1) (Howe *et al.* 2003). Short-term seedling genecological nursery studies have found significant differentiation of populations, particularly for bud phenology traits, over distances of only a few km or 100 m of elevation (Rehfeldt 1974, 1979a, 1979b; Campbell 1979, 1986). This variation is associated primarily with temperature of source environments, and generally reflects a tradeoff between growth rate and cold hardiness, which are negatively correlated among populations. The importance of this variation at local scales to the health and productivity of operational plantations has been a subject of debate in practice and the literature. Long-term field provenance trials within the native range and elsewhere have generally failed to show the fine-grained geographic patterns of variation observed in detailed seedling genecological trials (White and Ching 1985), fuelling a debate over the need to manage Douglas-fir genetic resources on a local scale (Stonecypher *et al.* 1996; Johnson 1997).

Field provenance trials have shown weaker geographic patterns than seedling studies. In a synthesis of the results from fifteen (mostly European) countries that established provenance trials from 1967 IUFRO seed collections, Breidenstein and collaborators (1990) identified four groups of provenance sites based on

principal components analysis of climatic data: (1) sites in northeastern Europe with continental climates; (2) sites in northwestern British Columbia and Norway, along with a few locations in France and Spain, with cold maritime climates; (3) sites in southwestern British Columbia and northwestern Europe with moderate maritime climates; and (4) sites in southern Europe with warm maritime climates. Mortality was higher on sites in groups 1 and 2, and lower on sites in groups 3 and 4. There was substantial provenance variation in mortality among site groups, with trees from southern coastal Oregon suffering the highest mortality rates on the coldest (group 1) sites, and provenances from the interior of British Columbia having the highest mortality on the mildest (group 4) sites (Breidenstein *et al.* 1990). However, surviving trees from low-elevation coastal and Cascade provenances in Washington State (USA) were surprisingly consistent in having the most rapid growth over most sites, showing broad adaptability, although mortality was high on some colder sites (Kleinschmit and Bastien 1992). Growth generally decreased with increasing source elevation of provenances. Some northern Oregon provenances from west of the Cascades as well as a few southwestern British Columbia sources also had high productivity across much of Europe. Only in continental climates, *e.g.* in Sweden, Finland and the Czech Republic, did *P. menziesii* var. *glauca* provenances outperform *P. menziesii* var. *menziesii*. However, marked changes in provenance performance between the ages of 17 and 60 in one of the oldest provenance trials, likely due to cumulative effects of small injuries as well as extreme climatic effects, caution against over-reliance on early field results (Silen 1978).

Although marker-based studies find less among-population variation than provenance and genecological studies, they confirm that Douglas-fir populations are relatively highly differentiated compared to various other tree species. A comprehensive rangewide survey of allozyme variation found that coastal and interior varieties were clearly differentiated, with an average Nei's genetic distance of 0.083, as were the interior variety's populations in northern and southern regions, separated by an average genetic distance of 0.034 (Li and Adams 1989). G_{ST} averaged 0.23 between varieties, 0.07 among populations within the coastal variety, 0.04 for the northern region of the interior variety, and 0.12 for the southern region of the interior variety (Table 1). These corresponded to average Nei's genetic distances among populations of respectively 0.015, 0.008, and 0.012. One of two Mexican populations was clearly distinct from all the other populations sampled. The strong differentiation of the coastal and interior varieties has been confirmed with nuclear RAPD (randomly amplified polymorphic DNA) markers. Mitochondrial RAPD markers exhibited even higher levels of racial and population differentiation (Aagaard *et al.* 1995, 1998a, 1998b), and restriction digestion of a region of chloroplast DNA also has shown strong racial differentiation (Nelson *et al.* 2003). Chloroplast restriction fragment length polymorphisms (cpRFLPs) revealed less population differentiation (Ponoy *et al.* 1994). Chloroplast simple sequence repeats (cpSSRs) exhibited no differentiation among coastal British Columbia populations, presumably due to the recent migration into the region after glacial retreat and the long-distance gene flow via pollen within the region (Viard *et al.* 2001; Nelson *et al.* 2003).

Table 1. Genetic diversity and population differentiation estimates for Douglas-fir

Marker type, and Population sampled	Expected heterozygosity (H_e) within populations	Population differentiation within races (G_{ST})	Population differentiation between races (G_{ST})	Reference
Allozymes				
Rangewide n=104 var. <i>menziesii</i> n=43 var. <i>glauca</i> : northern subgroup n=36 southern subgroup n=24	0.164 0.150 0.077	0.07 0.04 0.12	0.23	Li and Adams 1989
RAPD nuclear markers				
Rangewide n=6 var. <i>menziesii</i> n=2 var. <i>glauca</i> : northern subgroup n=2 southern subgroup n=2	0.26 0.25 0.15	0.05 0.07 0.25	0.25	Aagaard <i>et al.</i> 1998a
RAPD mitochondrial markers				
Rangewide n=6 var. <i>menziesii</i> n=2 var. <i>glauca</i> : northern subgroup n=2 southern subgroup n=2	0.01 0.04 0.03	0.04 0.75 0.84	0.72	Aagaard <i>et al.</i> 1998b

B.2 Variation among individuals within populations

Levels of within-population variation are also high. The average expected heterozygosity (H_e) based on allozymes is high for coastal Douglas-fir (0.16) and the northern subgroup of interior Douglas-fir (0.15), but is half that for the more isolated southern interior subgroup (Li and Adams 1989) (Table 1). In contrast, for chloroplast DNA markers, levels of within-population variation are higher for interior populations than coastal populations (Ponoy *et al.* 1994). Mitochondrial RAPD markers revealed relatively low levels of within-population variation compared to nuclear RAPD markers, for which within-population variation was similar to allozymes (Aagaard *et al.* 1998b). The proportion of total genetic variation due to within-population variation is considerably higher for presumably selectively neutral molecular markers than for adaptive traits such as bud phenology (as predicted by theory) (Howe *et al.* 2003).

The amount of genetic variation and the degree of genetic control of polygenic traits of economic or adaptive interest within populations of Douglas-fir have been studied extensively (Table 2). Generally, growth traits and fall cold hardiness are under relatively weak genetic control (individual heritability $h_i^2 < 0.3$) whereas bud phenology, spring cold hardiness, wood density and graft incompatibility are under relatively strong genetic control ($h_i^2 \geq 0.5$). The polygenic control of bud phenology and cold hardiness traits has been verified through quantitative trait loci (QTL) mapping in a three-generation pedigree, with 11 QTL for fall cold hardiness, 15 for spring cold hardiness, and 33 for the timing of bud flush (Jermstad *et al.* 2001a, 2001b).

Table 2. Examples of individual heritability (h_i^2) estimates for quantitative traits in Douglas-fir

Trait	Variety	h_i^2 estimate, mean or range	Reference
Height 1 year	<i>menziesii</i>	0.60	Christophe and Birot 1979
Height 2 years	<i>menziesii</i>	0.46	Christophe and Birot 1979
Height 4 years	<i>menziesii</i>	0.26	Christophe and Birot 1979
Height 12 years	<i>menziesii</i>	0.15 (0.12-0.17)	Adams and Joyce 1990; Stonecypher <i>et al.</i> 1996
DBH 12 years	<i>menziesii</i>	0.08	Adams and Joyce 1990
Stem volume 12 years	<i>menziesii</i>	0.08	Adams and Joyce 1990
Lammas growth occurrence	<i>menziesii</i>	0.45	Aitken and Adams 1995a
Lammas growth occurrence	<i>glauca</i>	0.32	Rehfeldt 1983
Date of bud break	<i>menziesii</i>	0.87 (0.45-1.0)	Christophe and Birot 1979; Li and Adams 1993; El-Kassaby and Park 1993; Aitken and Adams 1995a
Date of bud break	<i>glauca</i>	0.52	Rehfeldt 1983
Date of bud set	<i>menziesii</i>	0.70 (0.15-0.81)	Li and Adams 1993; Aitken and Adams 1995a, 1995b
Date of bud set	<i>glauca</i>	0.25	Rehfeldt 1983
Fall cold hardiness	<i>menziesii</i>	0.29 (0.21-0.37)	Aitken and Adams 1996; Aitken <i>et al.</i> 1996; O'Neill <i>et al.</i> 2001
Winter cold hardiness	<i>menziesii</i>	0.11 (0.0-0.35)	Aitken and Adams 1995b
Spring cold hardiness	<i>menziesii</i>	0.62 (0.36-1.0)	Aitken and Adams 1997; O'Neill <i>et al.</i> 2001
Cambial growth initiation	<i>menziesii</i>	0.23	Li and Adams 1994
Cambial growth cessation	<i>menziesii</i>	0.11	Li and Adams 1994
Overall wood density	<i>menziesii</i>	0.59	Vargas-Hernandez and Adams 1991
Earlywood density	<i>menziesii</i>	0.47	Vargas-Hernandez and Adams 1991
Latewood density	<i>menziesii</i>	0.36	Vargas-Hernandez and Adams 1991
Latewood proportion	<i>menziesii</i>	0.24	Vargas-Hernandez and Adams 1991
Intra-ring density variation	<i>menziesii</i>	0.25	Vargas-Hernandez and Adams 1991
Graft incompatibility	<i>menziesii</i>	0.81	Copes 1973

C. Inbreeding depression and genetic load

Douglas-fir has a very high genetic load, with an estimated 10 lethal equivalents per genome (Sorensen 1969). Controlled outcrossing results in an average of 40 seeds per cone, whereas matings between half-sibs (inbreeding coefficient $F=0.125$) produce 31 seeds per cone, full-sib and parent-offspring matings ($F=0.25$) produce 23 seeds per cone, and self-pollination ($F=0.50$) averages just over one seed per cone (Sorensen and Cress 1994). Growth of seedlings and young trees is reduced by about 7% for every 0.1 increase in F (Sorensen 1997).

SECTION V. HYBRIDISATION

Experimental hybrids between *Pseudotsuga menziesii* and *P. macrocarpa* have been reported (Ching 1959; Gause 1966; Orr-Ewing 1966a, 1966b). The present natural ranges of these species do not overlap, being about 35 km apart. Attempts to hybridise *P. menziesii* with generally accepted Asian species of the genus have failed, producing only empty seeds (Orr-Ewing 1966a, 1966b, 1971; Silen 1978). This failure is likely because of the different number of chromosomes in *P. menziesii* ($2n = 26$) from the diploid $2n = 24$ present in other species of the genus, but does not explain the interspecific crossing success with *P. macrocarpa* (Silen 1978). Attempts to hybridise *P. macrocarpa* with *P. japonica* and *P. sinensis* also have failed, producing only empty seeds (Orr-Ewing 1975).

Experimental crosses made in British Columbia of *Pseudotsuga flahaultii* (from western Chihuahua, Mexico) with *P. menziesii* var. *glauca* and *P. menziesii* var. *menziesii* (Orr-Ewing *et al.* 1972) were successful. The two generally accepted Douglas-fir taxa *P. menziesii* var. *menziesii* and *P. menziesii* var. *glauca* are completely interfertile experimentally. Intervarietal hybrids and F₂ crosses of such hybrids combine high growth rates with good frost resistance, and have been used in breeding programs in Germany (Braun 1992, 1999). Natural introgression of these two varieties may take place where their present ranges meet, for example in the interior of British Columbia (von Rudloff 1972; Li and Adams 1989), but in other areas of proximity the populations may remain distinct, possibly because of their local adaptation (*e.g.* St. Clair *et al.* 2005). When British Columbia was covered by the Cordilleran ice sheet 18,000 years ago, the varieties were isolated from each other farther to the south as coastal and Rocky Mountain populations; their convergence in interior British Columbia may have taken place no earlier than 7000 years ago (Tsukada 1982; Bartlein *et al.* 1998).

SECTION VI. ECOLOGY

This section focuses on the ecological information from Canada and the United States.

A. Autecology

Douglas-fir has an extensive geographical and elevational range, with the broadest ecological amplitude of all the western North American tree species. It grows in a wide variety of climates (arranged here in order of increasing frequency of presence): subalpine boreal, boreal, semiarid, temperate, and mesothermal (Hermann and Lavender 1990; Klinka *et al.* 2000). The Pacific region has a maritime climate with cool, relatively dry summers and wet, mild winters, with a long frost-free period and relatively narrow diurnal temperature fluctuations (6 to 8°C). Precipitation falls mostly as rain, and is concentrated in the winter. The interior, Cordilleran region has a continental climate. In the northern part of the range of interior Douglas-fir, frost can occur in any month of the year. Precipitation in the northern Rocky Mountains is relatively evenly distributed throughout the year, with the exception of a dry period during July and August. In the central Rocky Mountains, summers are hot and very dry in some areas, and winters are long and severe. The southern Rocky Mountains east of the Continental Divide generally have high rainfall during the growing season but low winter precipitation; west of the Continental Divide, the rainfall is bimodal, being more evenly divided between winter and summer. In the Sierra Madre Occidental of northern Mexico, the precipitation is primarily in the summer months, with occasional winter rainfall (but sometimes severe drought), average low temperature in January below freezing at higher elevations, and a spring dry period (Fulé and Covington 1999; Cleaveland *et al.* 2003; González-Elizondo *et al.* 2005).

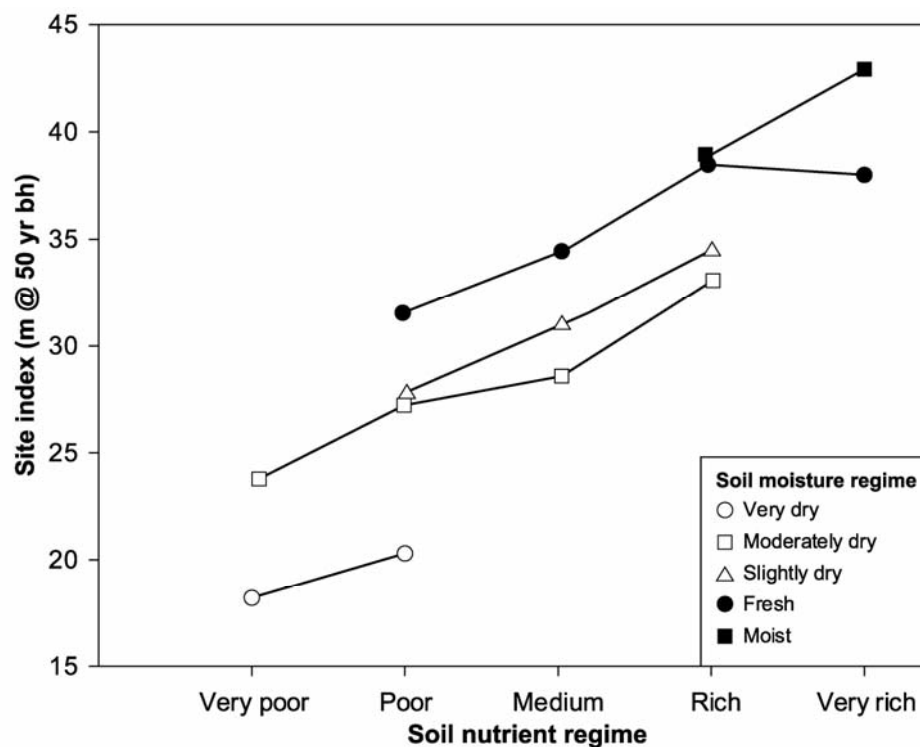
Within these large regions the climate also varies considerably, which is readily notable with elevation. In general, temperature decreases and precipitation increases with increasing elevation throughout the Coastal ranges, Sierra Nevada, and Rocky Mountains. At middle and high elevations particularly north of Mexico, the winters are colder, the frost-free season is shorter, diurnal temperature fluctuations are larger (10 to 16°C), and much of the precipitation falls as snow.

Douglas-fir grows across nearly the entire range of conditions of soil moisture (very dry to very moist) and soil nutrients (very poor to very rich), but the most productive growth occurs on fresh to moist, nitrogen-rich soils. Douglas-fir has a greater tolerance of water- and nutrient-deficient soils than many other native tree species (Krajina 1969; Klinka *et al.* 2000).

Site index is an expression of site productivity, based on the height of dominant or codominant trees at a standard base age (usually 50 years). Relationships between potential site index of the coastal variety and analytical and categorical measures of site quality have been quantified in the Coastal Western Hemlock zone of British Columbia (Klinka and Carter 1990). Site index increased with increasing soil water supply, peaked between fresh and moist sites, and then decreased with increasing water surplus. Site index also increased with increasing nitrogen availability, even on water-deficient sites (Figure 2). All the trends in site index – site quality relationships are supported by regression analysis indicating that each soil moisture and soil nutrient regime had a strong relationship with site index. The best quantitative soil measures related to site index were water deficit and mineralisable nitrogen in the first 30 cm of mineral soil, which together accounted for 63% of the Douglas-fir site index variability.

Both soil moisture and soil nitrogen are major determinants of Douglas-fir growth in the Coastal Western Hemlock zone (British Columbia) and likely in other environments (Carter and Klinka 1992b). Douglas-fir will respond to nitrogen fertilisation, with the magnitude of response decreasing with increasing soil water surplus and the available nitrogen (Carter *et al.* 1998) (Figure 3).

Figure 2. Douglas-fir site index relative to soil moisture and soil nutrient regimes in a dry, cool mesothermal climate of coastal British Columbia, Canada

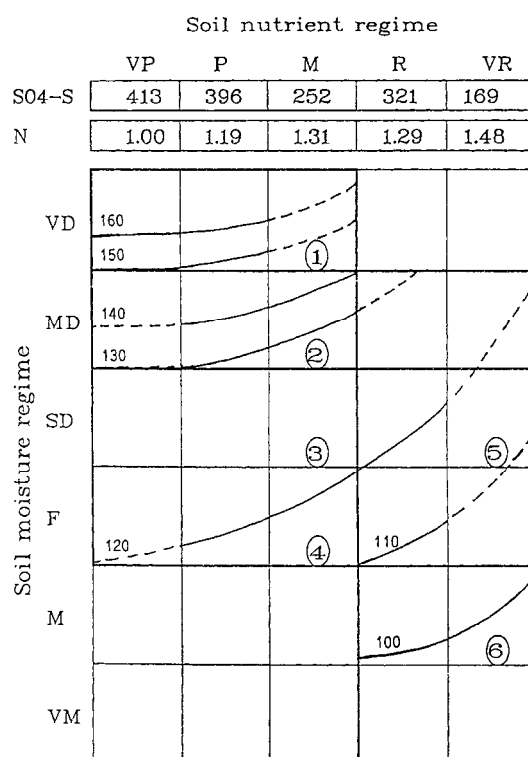


Mineralizable-N (ppm)	7.3 ^d	13.1 ^d	25.2 ^c	46.6 ^b	176.5 ^a
Foliar N (%)	1.14 ^a	1.13 ^a	1.19 ^a	1.19 ^a	1.24 ^a
Mass of needles (mg)	470 ^b	469 ^b	479 ^b	552 ^a	610 ^a

Relationships between soil nutrient regimes and several empirical variables (site n=149). Different superscripts within rows indicate significant differences among the soil nutrient regimes ($p < 0.05$, Tukey's test) (from Carter and Klinka 1990)

Coastal Douglas-fir reaches its best growth on well-aerated, deep soils with a pH from 5 to 6. In coastal northern California, Oregon and Washington, soils originated chiefly from marine sandstone and shales with scattered igneous intrusions. Surface soils are generally acidic, low in base saturation, and high in organic matter and total nitrogen. Soils supporting coastal Douglas-fir have textures ranging from gravelly sands to clays. Soil depth varies from very shallow on steep slopes and ridgetops, to deep where there are deposits of volcanic origin as well as residual and colluvial materials. Soil orders characteristic of the range of coastal Douglas-fir include Ultisols, Inceptisols, Spodosols and Entisols (Heilman *et al.* 1979).

Figure 3. Edatopic grid showing pre-treatment foliar nitrogen (N, %) and sulphate-sulphur (SO4-S, ppm), and isolines of relative basal-area response, indicating 3rd-year response of Douglas-fir to nitrogen fertilisation



Dashed isolines are extrapolations. Soil nutrient regimes (detailed in Figure 2) are: VD=very dry, MD=moderately dry, SD=slightly dry, F=fresh, M=moist, and VM=very moist. Encircled numbers are site units: 1=*Cladonia* spp., 2=*Gaultheria shallon*, 3=*Rhytidiadelphus loreus*, 4=*Blechnum spicant*, 5=*Tiarella trifoliata*, and 6=*Athyrium filix-femina* (from Carter and Klinka 1992b)

Soils in the range of interior Douglas-fir originated from an array of parent materials ranging from basaltic talus and deep loess with volcanic ash to thin residual soil over sedimentary or granitic rocks. The soils are mostly Alfisols, Inceptisols, Mollisols, Spodosols and Entisols. Limestone comprises a significant portion of the sedimentary rock, and gives rise to neutral or alkaline soils ranging in texture from gravelly silts to gravelly loams (Alexander 1974; Pfister *et al.* 1977).

The elevational distributions of both coastal and interior Douglas-fir decrease from south to north, reflecting the effect of latitude on temperature. Principal limiting factors are low temperature in the northern, high temperature in the far southern portions of the range, and low moisture especially in the southern portion (*e.g.* Adams and Kolb 2005; Case and Peterson 2005). Interior Douglas-fir generally grows at considerably higher elevations than coastal Douglas-fir at comparable latitudes. The highest elevation where interior Douglas-fir grows north of Mexico is 3260 m, on the crest of Mount Graham in southeastern Arizona (Hermann and Lavender 1990). Populations in Mexico generally occur between 2000-3600 m, on northern exposures (Acevedo-Rodríguez *et al.* 2006).

In summary, Douglas-fir tolerates water- and nutrient-deficient soils but not water-surplus and flooded soils (Krajina 1969; Klinka *et al.* 2000). In the Pacific Northwest and Intermountain Northwest, nitrogen is the only nutrient in forest soils that has been shown to limit the growth of Douglas-fir (Miller *et al.* 1986; Moore 1988).

Juvenile life-history characteristics are described above in Section III, Subsection D (Natural regeneration). Coastal Douglas-fir can reach reproductive maturity at 7 to 10 years of age, whereas Rocky Mountain Douglas-fir is slower to reproduce (Stein and Owston 2002). Sapling-age trees produce relatively few cones, investing most energy in rapid height growth under competition for light. Maximum fecundity occurs between 100 and 200 years, but younger trees produce fewer, larger cones and more viable seeds per cone (Stein and Owston 2002). The species produces relatively fewer cones in most years but large crops at intervals of 2 to 7 years (Owens 1973).

Coastal Douglas-firs commonly reach maximum heights of 76 m and diameters (dbh) of 150-180 cm. Among the living trees, one of the largest on record (1998) reached 85.6 m in height and 408 cm dbh, with a crown spread of 22 m, and wood volume of 308 m³ (AFA 2000). The most massive recorded tree (1998) had a wood volume of 349 m³ (height 73.8 m, dbh 423 cm, crown spread 23 m); and the tallest living tree (1998) reached 99.4 m (dbh 354 cm) (Van Pelt 2001). Historically, purportedly larger trees were reported, with heights of 115-127 m. Douglas-fir thus remains among the world's few tallest species. The lifespan of coastal Douglas-fir typically reaches some 500 years, with the oldest known tree attaining about 1350 years (McArdle *et al.* 1961; Hermann and Lavender 1990). Rocky Mountain Douglas-firs are smaller, averaging 30-37 m in height and 38-102 cm dbh, with one of the most massive recorded being 42.4 m in height and 255 cm dbh, and the tallest reaching 67.4 m with 179 cm dbh. The interior variety typically lives to around 400 years, although relatively frequent fires often kill trees at a younger age (Hermann and Lavender 1990); they can attain a known lifespan of some 1275 years. The Douglas-fir generations in an area can be overlapping or discrete, and long or short, depending on the agents of disturbance and whether the stands were even-aged or uneven in age.

B. Synecology

Depending on site and disturbance history, Douglas-fir can grow in even- or uneven-aged stands and in monospecific or mixed-species stands. It may be present in all seral stages of secondary succession, and can form old-growth stands on some sites.

As a result of its wide climatic amplitude, Douglas-fir is a minor or major component in many regional ecosystems (climatic or vegetation zones): for example, in British Columbia it occurs in 10 of the 12 forested zones. It is the major late seral species in the Interior Douglas-fir zone and Coastal Douglas-fir zone (Krajina 1965, 1969; Meidinger and Pojar 1991; Klinka *et al.* 2000). Given its relatively wide edaphic amplitude, Douglas-fir can be a minor or major, temporary or self-perpetuating component of local ecosystems (plant associations, site types, habitat types, or forest cover types), but it is absent on wet sites, sites with a strongly fluctuating water table, and sites affected by ocean spray (Krajina 1969; Klinka *et al.* 2000).

The major associates of coastal Douglas-fir may include *Abies amabilis* (Pacific silver fir), *A. grandis* (grand fir), *A. concolor* (white fir), *Acer macrophyllum* (bigleaf maple), *Alnus rubra* (red alder), *Arbutus menziesii* (Pacific madrone), *Chamaecyparis lawsoniana* (Port Orford-cedar), *Libocedrus decurrens* (incense-cedar), *Picea sitchensis* (Sitka spruce), *Pinus monticola* (western white pine), *Quercus chrysolepis* (canyon live oak), *Q. garryana* (Garry oak), *Q. kelloggii* (California black oak), *Q. wislizeni* (interior live oak), *Sequoia sempervirens* (coast redwood), *Thuja plicata* (western redcedar) and *Tsuga heterophylla* (western hemlock). Those species above that also occur in the Cordilleran region are also associated with interior Douglas-fir. Its other major associates are *Abies lasiocarpa* (subalpine fir), *Larix occidentalis* (western larch), *Picea glauca* (white spruce), *Pinus contorta* (lodgepole pine), *P. ponderosa* (ponderosa pine) and *Populus tremuloides* (trembling aspen) (Franklin and Dyrness 1973; Eyre 1980; Hermann and Lavender 1990).

Coastal Douglas-fir is a major component of four forest cover types (Eyre 1980): Pacific Douglas-fir (229), Douglas-fir–Western Hemlock (230), Port Orford Cedar (231) and Pacific Ponderosa Pine–Douglas-fir (244). It is a minor component of the following ten cover types: Red Alder (221), Sitka Spruce (223), Western Hemlock (224), Western Hemlock–Sitka Spruce (225), Coastal True Fir–Hemlock (226), Western Redcedar–Western Hemlock (227), Western Redcedar (228), Redwood (232), Oregon White Oak (233) and Douglas-fir–Tanoak–Pacific Madrone (234).

Interior Douglas-fir is a principal species in three forest cover types (Eyre 1980): Interior Douglas-fir (210), Western Larch (212) and Grand Fir (213). It is a minor component in five cover types: Engelmann Spruce–Subalpine Fir (206), White Fir (211), Western White Pine (215), Aspen (217) and Lodgepole Pine (218).

The cover and composition of understory vegetation within forest cover types vary depending on site (climate and soil), associated tree species, stand developmental stage, and stand density. Relative to other tree species, light interception by the canopy of Douglas-fir is intermediate, thus providing light conditions for the development of diverse understory vegetation.

Plantations of Douglas-fir in Europe, Argentina, Chile and New Zealand have been sources of natural reproduction for the naturalisation of Douglas-fir (MacLaren 1996; Knoerzer 1999; Ledgard and Langer 1999; Simberloff *et al.* 2003; Brocano *et al.* 2005). The rapid growth that has made Douglas-fir an exotic species of economic value with plantations in many areas may, in some cases, result in ecological problems as it can out-compete native species and potentially become invasive. There is some concern that conversion of native hardwood or grassland ecosystems to Douglas-fir dominated forests may result in changes in species composition, including insect communities, and soil acidity, fertility or nitrification (Alfredsson *et al.* 1998; Knoerzer 1999; Knoerzer and Reif 2001; Gossner and Simon 2002).

C. Stand dynamics

Periodic recurrence of major wildfire events has sometimes created large, rather pure stands of Douglas-fir, more so in the Pacific region than the Cordilleran region (*e.g.* Winter *et al.* 2002a, 2002b; Briles *et al.* 2005; Brunelle *et al.* 2005). The species' rapid growth and longevity, with thick corky bark of lower boles and main roots of older trees (*cf.* Kuiper and Coutts 1992; McConnon *et al.* 2004), and epicormic branching (Ishii and Ford 2001) are main adaptations that have enabled Douglas-fir to remain a dominant element in Pacific Northwest forests. Without major fire or other severe disturbance, Douglas-fir would gradually be replaced throughout much of this range by more shade-tolerant conifers. Although harvesting has reduced the area of the original old-growth forest, clearcutting with slash burning followed by natural regeneration and/or planting has helped maintain Douglas-fir as the major component in second-growth stands. Where regeneration has been only partially successful or failed, *Pinus contorta*, broad-leaved trees or shade-tolerant conifers have become associates of Douglas-fir or replaced it altogether (Hermann and Lavender 1990). On the other hand, the historically recent lack of landscape-scale fire in some other areas of the western United States is causing encroachment of Douglas-fir into grasslands (Arno and Gruell 1986; Barnhart *et al.* 1996; Kennedy and Diaz 2005).

In Mexico, *Pseudotsuga* is a minor component in mixed-pine and *Abies* forests (*e.g.* Acevedo-Rodríguez 1998; Aguirre-Calderón *et al.* 2003; Domínguez-Álvarez *et al.* 2004). For example, it occurs in the Sierra Madre Oriental in *Abies vejarii* forests, and in Central Mexico with *A. religiosa*, and it is also found in association with *Pinus ayacahuite* and *P. hartwegii*.

The variation in shade tolerance of Douglas-fir from intolerant to moderately tolerant (Krajina 1965, 1969; Klinka *et al.* 1990; Carter and Klinka 1992a) is reflected in stand dynamics. In wetter and cooler climates (predominantly in the Pacific region, except on very dry sites in the rain shadow of the Olympic

Mountains and southwestern Oregon and northern California), shade-intolerant Douglas-fir can be a minor or major but persistent seral species. Over several hundred years in the absence of stand-destroying events, it is replaced by shade-tolerant *Abies amabilis*, *Thuja plicata* and/or *Tsuga heterophylla* (Franklin and Dyrness 1973; Hermann and Lavender 1990). In drier and warmer climates (predominantly in the Cordilleran region, except the interior wet belt), moderately shade-tolerant Douglas-fir is a minor or major climax species: it is self-perpetuating under its own canopy. It replaces species such as *Pinus ponderosa*, *P. contorta* and *Larix occidentalis*. However, in the interior wet belt it functions as a minor or major seral species and is gradually replaced by shade-tolerant *Abies grandis*, *A. lasiocarpa*, *Picea engelmannii*, *Thuja plicata* and/or *Tsuga heterophylla* (Daubenmire 1943; Krajina 1969; Alexander 1988).

D. Damaging agents

Throughout life Douglas-fir is subject to damage from a variety of agents. It is host to hundreds of fungi, but relatively few cause serious damage. Over sixty species of insects attack Douglas-fir cones, but only a few result in significant damage to seed crops. Seed and cone insects include *Contarinia oregonensis* (Douglas-fir cone gall midge) and *C. washingtonensis* (Douglas-fir cone scale midge) (Diptera: Cecidomyiidae); *Leptoglossus occidentalis* (western conifer seed bug) (Hemiptera: Coreidae); *Megastigmus spermotrophus* (Douglas-fir seed chalcid) (Hymenoptera: Torymidae) (von Aderkas *et al.* 2005b); *Eupithecia spermaphaga* (fir cone looper) (Lepidoptera: Geometridae); *Dioryctria abietivorella*, *D. pseudotsugella* and *D. reniculelloides* (coneworms) (Lepidoptera: Pyralidae); *Barbara colfaxiana* (Douglas-fir cone moth) (Lepidoptera: Yponomeutidae); and *Frankliniella occidentalis* (western flower thrip) (Thysanoptera: Thripidae) (Hedlin *et al.* 1980). The damage by insects is frequently more pronounced during the years of light or moderate seed crops that follow mast crops (Furniss and Carolin 1977).

Various species of *Pythium* and *Rhizoctonia* (Peronosporales: Pythiaceae) and *Phytophthora*, *Fusarium* and *Botrytis* (Incertae sedis) fungi may cause significant seedling mortality in nurseries (Peterson and Smith 1975; Sutherland and van Eerden 1980). The root rots *Rhizina undulata* (Pezizales: Rhizinaceae), *Armillaria ostoyae* (Agaricales: Marasmiaceae) and *Phellinus weirii* (Hymenochaetales: Hymenochaetaceae) cause significant damage in plantations. The latter two fungi represent a serious threat to the management of young stands — trees either die or are weakened and blown over. The only effective control measures include removing infected stumps and introducing non-host species, and preclude continuous crop rotations of Douglas-fir. Many heart-rot fungi infect Douglas-fir; of these the most damaging and widespread is *Phellinus pini*, but *Phaeolus schweinitzii* (Polyporales: Polyporaceae) also causes serious problems. The main entry points for infection are knots and scars caused by fire, lightning and falling trees. Losses from heart rots far exceed those from any other type of decay (Hermann and Lavender 1990). Other fungi found predominantly on dead wood of Douglas-fir include *Fomitopsis cajanderi* and *F. pinicola* (Polyporales: Fomitopsidaceae) (Hepting 1971).

Among needle diseases the most conspicuous is needle cast caused by *Rhabdocline pseudotsugae* (Helotiales: Hemiphacidiaceae). It mainly affects younger trees, and typically only causes substantial damage after prolonged periods of rain while new needles are emerging. *Phaeocryptopus gaemannii* (Pleosporales: Venturiaceae) needle blight is a serious problem in off-site plantations, especially in southern coastal Oregon. Serious stem deformities in the dry southern interior are caused by the dwarf mistletoe *Arceuthobium douglasii* (Santalales: Viscaceae), which occurs throughout most of the range of Douglas-fir (Hawksworth and Wiens 1996).

On interior Douglas-fir the most damaging insects are *Orgyia pseudotsugata* (Douglas-fir tussock moth) (Lepidoptera: Lymantriidae) and *Choristoneura fumiferana* (western spruce budworm) (Lepidoptera: Tortricidae). Both of these insects can attack trees of all ages at recurrent intervals (*e.g.* Campbell *et al.* 2005), and often result in severe defoliation. *Dendroctonus pseudotsugae* (Coleoptera:

Scolytidae) is a destructive bark beetle in old-growth stands of both coastal and interior Douglas-fir, but its impact is declining with the conversion to second-growth management and rotations of less than 100 years (Furniss and Carolin 1977).

Consumption of Douglas-fir seeds by small mammals and birds further impacts the quantity of seed available for regeneration. As most seedfall occurs at least 150 days before the germination period, the rodent *Peromyscus maniculatus* (deer mouse), can consume a great majority of the seed on the ground (Hermann and Lavender 1990). Browsing and clipping of seedlings and saplings by *Lepus americanus* (snowshoe hare), *L. townsendii* (jackrabbit), *Aplodontia rufa* (mountain beaver) and *Thomomys talpoides* (pocket gopher) often cause injury. *Odocoileus* spp. (deer) and *Cervus elaphus* (elk or wapiti) can also injure young trees (Black *et al.* 1979). In the Cordilleran region, domestic livestock can damage seedlings considerably through trampling and browsing.

High winds occasionally cause extensive blowdown of coastal Douglas-fir in the Pacific Northwest, particularly when following heavy rain. Scattered breakage of tree tops in dense, young stands can result from heavy snow and ice storms. Seedlings are vulnerable to both late spring and early fall frost events (Timmis *et al.* 1994). Interior Douglas-fir is less cold hardy than most sympatric conifers. Cold injury can be a concern with exotic plantations, for example in Europe and New Zealand (Hermann and Lavender 1999). In North America, crown fires can destroy stands of all ages; however, older Douglas-fir trees with thick bark are resistant to ground fires (Hermann and Lavender 1990).

SECTION VII. FORESTRY PRACTICES

A. Deployment of reforestation materials

Douglas-fir is one of the most commonly regenerated trees in western North America, with the area planted now surpassing that regenerated naturally. Douglas-fir is grown in monospecific stands or mixed-species stands with shade-tolerant or shade-intolerant species. Depending on site and management objectives, clearcutting, seed-tree, shelterwood, and selection reproduction cuttings are effective silvicultural systems for its establishment and growth (Burns 1983). Propagation by seed is the primary method for regenerating the species. An overview of techniques for collection, processing, testing and storage of seed is in Stein and Owston (2002). Bare-root seedlings are predominantly used for artificial regeneration in the United States, and containerised seedlings in Canada. Most seed used for reforestation of coastal Douglas-fir comes from seed orchards. Interior Douglas-fir is largely regenerated by planting seedlings grown from wild-collected seed or is regenerated naturally, although young seed orchards will be providing more seed for the northern portion of the range (FGCBC 2001). Detailed information for pollen management is provided by Webber and Painter (1996).

Pseudotsuga menziesii has been a major component of western North American forests since the mid-Pleistocene (Hermann 1985). The known fossil record indicates that the species' native range did not extend beyond western North America, although *Pseudotsuga* fossils have been found in Alaska, Beringia and East Asia (Bartlein *et al.* 1998; Schorn and Thompson 1998). The arrival of David Douglas at Fort Vancouver (Washington State, USA) in April 1825 to collect seeds and plants for the Horticultural Society of London marked the beginning of the introduction of many North American species into Europe. He sent home many seeds and specimens, including Douglas-fir. Of all the North American species introduced into Europe, none has become more important (Hermann 1987; de Champs 1997). Plantations exist in many European countries ranging from Portugal to Russia, and Italy to Finland. The countries with the largest area of Douglas-fir plantations are France, where it is predicted to cover about 500,000 ha by 2010-2020, and Germany and Great Britain, where stands currently occupy about 80,000 ha and 50,000 ha, respectively. In the last 100 years Douglas-fir has been successfully introduced into many regions of the world's temperate forest zones, where it is grown in forests, arboreta and parks (Hermann 1987; Hermann and Lavender 1999).

B. Provenance transfer

The early introductions of Douglas-fir to Europe originated from coastal (*Pseudotsuga menziesii* var. *menziesii*) provenances, whereas some later seed imports from more interior regions (likely *P. menziesii* var. *glauca*) produced less successful plantations (Kleinschmit and Bastien 1992). Field provenance trials were first established in 1912 in Germany (Stimm and Dong 2001), and in 1913 in the Pacific Northwest (Munger and Morris 1936; Irgens-Möller 1968; Ching and Hermann 1977). Subsequently provenance trials were established in locations including Europe (Göhre 1958), New Zealand (Sweet 1964), Michigan (Steiner 1979), California (Griffin and Ching 1977), the Pacific Northwest (Ching and Bever 1960; Ching 1965; Rowe and Ching 1973; White and Ching 1985) and British Columbia (Haddock *et al.* 1967). The early literature on provenance variation was compiled by Hermann and Ching (1975). The early trials generally included relatively few provenances planted on relatively few sites, but still showed strong

differentiation between the coastal and interior varieties in growth rate, frost hardiness, drought resistance and resistance to needle cast diseases (including *Rhabdocline pseudotsugae* and *Phaeocryptopus gaeumannii*) (Kleinschmit and Bastien 1992), which indicated the need for controlled seed transfer. Seed zones and seed transfer guidelines are designed to promote the utilisation of local, well-adapted and productive seedlots for reforestation by limiting movement of seed from the place of collection to the site for reforestation. Seed zones usually require that seedlots are collected and used within the same defined geographic area and elevational range, whereas seed transfer rules limit movement to some maximum latitudinal, longitudinal and elevational distance. For use as an exotic for reforestation or afforestation, seed transfer regulations define the area within the native range from which seed can be obtained.

In 1966 the International Union of Forest Research Organizations (IUFRO) initiated a systematic rangewide collection of 182 provenances of Douglas-fir, with seed distributed to 59 organisations in 36 countries to develop seed transfer rules for Europe (Kleinschmit and Bastien 1992). Provenance trials established from this collection varied in experimental design, number of provenances, and year planted, but have generated a wealth of information on optimal seed sources for use as an exotic (*e.g.* Breidenstein *et al.* 1990; Kleinschmit and Bastien 1992; Beran 1995; Kleinschmit *et al.* 1995; Kranenborg and de Vries 1995; Orlić and Ocvirek 1995; Vega *et al.* 1995). The results of these trials (summarised in Section IV. Genetics) have been used to develop seed transfer rules for European countries based on North American seed zones, to ensure that plantations are established from well-adapted, productive provenances (Kleinschmit and Bastien 1992). There is also considerable within-provenance variation for breeding programs to utilise, indicating that productive landraces can be developed from a range of provenances. Potential seed-collection areas for European forestry were defined following the IUFRO provenance trial (Fletcher *et al.* 1981; Fletcher and Bastien 1988, 1989 – cited in Kleinschmit and Bastien 1992). The emphasis of Douglas-fir programs in western Europe has shifted from provenance selection to breeding programs using select genotypes from a range of appropriate sources.

Seed zones and seed-transfer guidelines for Douglas-fir within its native range are among the most conservative for western North American conifers. The guidelines are based in part on the relatively fine-scale geographic variation observed in seedling genecological trials (Rehfeldt 1974; Campbell 1979; Rehfeldt 1979a, 1979b; Campbell 1986). Field provenance trials have not shown the degree of local adaptation or the steepness of genetic clines that these seedling experiments have displayed. It is not clear if the differences in results between nursery and field trials are due to tree age, test environment, sampling issues, or experimental design problems (White and Ching 1985).

In coastal Oregon and Washington State, seed zones have recently been expanded slightly (Randall 1996; Randall and Berrang 2002). Douglas-fir still has more seed zones, and narrower elevational bands within zones (150 to 600 m), than other sympatric conifers in this region. In British Columbia, the seed planning zones are generally larger than in USA, and they are larger in the coastal region than the interior region. The maximum permitted distances for seed transfers of wild-stand seedlots of coastal Douglas-fir for reforestation within seed planning zones in British Columbia are up to 3° latitude to the north, up to 2° latitude to the south, within long (north to south) and narrow (east to west) seed planning zones, and 350 m up or down in elevation (BCMF 1995). Comparable maximum transfers for interior Douglas-fir within seed planning zones are 2° latitude north and 1° south, 3° longitude west and 2° east, and 200 m up in elevation and 100 m down.

C. Breeding programs

Breeding programs for coastal Douglas-fir are among the oldest and are the largest in the Pacific Northwest, with large numbers of progeny tests and seed orchards (Adams *et al.* 1990). Like seed zones, breeding zones for coastal Douglas-fir are generally long north-south and narrower east-west, reflecting coastal climatic gradients. The appropriate geographic size of breeding zones for coastal Douglas-fir has

been controversial, due to the conflicting provenance and genecological test results described above. Some programs, such as the Pacific Northwest Tree Improvement Cooperative program, started with many small breeding zones based on the fine-scaled geographic variation observed in provenance trials and seedling genecological studies (Silen and Wheat 1979), and reinforced by quantification of substantial genotype-by-environment interaction in progeny trials (Campbell 1992). Other programs have delineated much larger breeding zones based on a lack of genotype-by-environment interaction in the field growth of highly ranked families and a lack of correspondence between genotype-by-environment interaction and variation in physical environments between test sites (Stonecypher *et al.* 1996; Johnson 1997).

Early breeding programs focused on obtaining genetic gain through intensive phenotypic selection in wild stands. This resulted in gains of a few percent for juvenile growth (Stonecypher *et al.* 1996). Subsequent progeny testing and selection resulted in gains of around 10% for growth rate in the first generation. Some breeding programs used open-pollinated progeny trials, whereas others had progeny testing of extensive partial diallel matings. In the latter, the amount of non-additive genetic variation for traits of interest was found to be about half that of additive genetic variation (Stonecypher *et al.* 1996), although this varies greatly among sets of genotypes (Yanchuk 1996). Thus, programs focus primarily on utilising additive variation. As cloning technology improves (*e.g.* somatic embryogenesis), interest may increase in capturing some non-additive variation through deployment of clones in some situations.

The objectives for these selective breeding programs are to increase volume growth while maintaining quality traits including stem form, wood density and branch diameter. In western Europe, increasing spring cold hardiness through delaying bud burst is also of interest (*e.g.* Heois 1994). Most programs are currently in the second generation of breeding and testing. Selection for faster growth can lead to a greater frequency of lammas growth on highly productive sites, and this can produce forking and ramicorn branching defects (Adams and Bastien 1994; Schermann *et al.* 1997), so lammas growth is selected against in some programs. Some breeding lines within multiple-population breeding programs focus on increasing wood density. Stem volume and wood density are moderately negatively genetically correlated, so simultaneous improvement of these traits is difficult. Breeding efforts for interior Douglas-fir in British Columbia, Idaho and Montana are more recent and smaller in scale than their coastal counterparts, but also focus on increasing wood volume, with wood density as a secondary consideration (FGCBC 2001). Cooperative European breeding efforts have arisen from the IUFRO provenance trial among France, Belgium, Spain and Germany, with a base population of 10 provenances and 50 open-pollinated progeny from each (Kleinschmit and Bastien 1992).

Estimates of the optimum age for genetic selection for increased growth rate have ranged from 4 years in highly cultivated, intensive farm field tests up to 7 to 18 years in some field trials (Magnussen and Yanchuk 1994; Woods *et al.* 1995; Johnson *et al.* 1998). Seedlings 1 or 2 years of age can be used to identify the poorest families and cull genotypes prior to establishing progeny trials, but the best families cannot be identified in early tests (Adams *et al.* 2001). Final selections have typically been made in field trials at 12 to 15 years. Spacing of trees or testing genotypes in mixtures versus pure blocks does not significantly affect estimation of genetic parameters or genotype rankings (St. Clair and Adams 1991; El-Kassaby and Park 1993).

D. Conservation of genetic resources

The inherently high genetic diversity of Douglas-fir, both within and among populations, is being conserved both *in situ* in natural parks, ecological reserves and other protected areas across most of the species' range, and *ex situ* in seed orchards, breeding archives and genetic field tests. Geographic information system-based spatial analyses of the adequacy of *in situ* protection of Douglas-fir in parks have recently been conducted in British Columbia, Washington and Oregon, and its ecological envelope has also been modelled in relation to protected areas (Coulston and Riitters 2005). In British Columbia,

in situ protection was analyzed for each of twelve Seed Planning Units (SPUs) used for managing seed transfer and breeding programs (Hamann *et al.* 2004). Only protected areas over 250 ha with at least 5000 mature-equivalent individuals were considered adequate reserves. The number of protected areas meeting these criteria in each SPU ranged from two to sixty. Nearly all of the SPUs appeared to have sufficient conservation populations, with the Cariboo Transition SPU near the northern edge of the *Pseudotsuga menziesii* var. *glauca* range being the only area judged to need field verification of adequacy of protection.

In Washington and Oregon, the analyses were conducted based on both seed zones and ecoregions. The conservation threshold set was that at least 5000 reproductively mature individuals be protected in parks and ecological reserves in each spatial unit (Lipow *et al.* 2004). Of 204 seed zone-by-elevation bands in Washington and western Oregon, 198 were well protected. The primary *in situ* conservation gap was in the Puget Lowlands of western Washington State (Lipow *et al.* 2004; Coulston and Riitters 2005), an area of high forest productivity. Fortunately genotypes from this region are well represented in *ex situ* collections (Lipow *et al.* 2004). Provenances from the region are well represented and important in breeding populations in western Europe (Kleinshmidt and Bastien 1992). In eastern Oregon, 14 of 18 breeding zone-by-elevation bands were also considered well protected; conservation gaps were identified in the Fort Rock and Chiloquin breeding zones, but unprotected stands of Douglas-fir in these mid-southern areas were considered unlikely to be harvested. Additional protected areas were considered desirable for the species in northwestern California (Coulston and Riitters 2005), and greater protection for populations in Mexico (Vargas-Hernández *et al.* 2004).

In addition to *in situ* conservation reserves and extensive *ex situ* resources in seed banks, provenance and progeny trials, and breeding populations within the native range, there are considerable *ex situ* collections of Douglas-fir in both North America and Europe. In France, Germany and Belgium, over 1000 ha of *ex situ* gene conservation plantations have been established from provenances of interest in USA (Kleinschmidt and Bastien 1992). The widespread use of relatively local seed and breeding zones to control the movement of seed for reforestation within the native range also maintains adaptation and geographic variation in reforested areas.

Many studies have evaluated genetic diversity of Douglas-fir resulting from forest management practices, and generally have found little change relative to wild populations. Alternative regeneration methods have been compared, including shelterwood systems, group selection and clearcutting followed by natural regeneration or planting (Adams *et al.* 1998). In general, harvesting and regeneration methods had little effect on genetic diversity, although harvesting from below (removing smaller trees) in the shelterwood method resulted in removal of some rare, possibly deleterious alleles. Similarly, the silvicultural system had little effect on the mating system (Neale and Adams 1985). First-generation and second-generation domesticated populations of coastal Douglas-fir in British Columbia and Washington have similar or higher levels of genetic diversity than wild populations, although second-generation populations differ slightly for some allele frequencies from wild populations (El-Kassaby and Ritland 1996a, 1996b). It has been suggested that slightly higher levels of genetic diversity would be maintained through nursery production of seedlings if single seeds were sown from bulked seedlots or if individual families were managed separately (El-Kassaby and Thomson 1996).

SECTION VIII. SUMMARY

Douglas-fir is one of the most important and valuable timber species globally. Its wood is moderately heavy and hard, and exceptionally strong. It is a source of wood for both lumber and pulp, and used for structural purposes, in shipbuilding, and in the production of items such as laminated beams and interior and exterior finishing, boxes, railway ties, and when impregnated with a preservative, in piling and decking for marine structures. Douglas-fir is also grown for seasonal Christmas trees, and as an ornamental.

Across its native range in western North America, Douglas-fir is a long-lived and ecologically important species. It is a seral species in wet and cool climates, and a fire-adapted climax species in dry and warm climates. Because of its rapid growth rate, it produces a higher volume of wood sooner than many of its associates, and is valuable as an exotic plantation species in many temperate regions. It has moderate nutrient requirements and is easy to regenerate and grow. The ecology of Douglas-fir is diverse, in keeping with its large geographical distribution. It may grow in pure, single-storied, even-aged stands as well as in multi-aged and multi-storied stands. It is associated with many softwood and hardwood species in diverse ecosystems throughout a considerable range of climatic zones. Douglas-fir is also a major tree species in critical watersheds and in many scenic and recreational areas. It is a component of a very large area of wildlife habitat, and is widely associated with grazing and range allotments.

Douglas-fir has very high levels of genetic diversity, and this variation represents an important resource. Genetic clines are strong, related primarily to environmental gradients in temperature, but also to moisture. There is a lack of consensus on how narrowly populations are adapted, and thus at what geographic scale they should be managed. Genetic diversity in this species is fairly well protected in most regions, both *in situ* and *ex situ*, and potential conservation gaps in the northernmost and northwestern portions of the range have been assessed. Breeding programs, particularly for the coastal variety, are large and well into the second generation of domestication. Selective breeding is increasing growth rate while maintaining the stem form and wood quality that make this such a desirable timber species. New cloning technologies, primarily somatic embryogenesis, allow for consideration of clonal strategies for improving this species.

SECTION IX. REFERENCES

- Aagaard, J.E., K.V. Krutovskii and S.H. Strauss. 1998a. RAPD markers of mitochondrial origin exhibit lower population diversity and higher differentiation than RAPDs of nuclear origin in Douglas-fir. *Molecular Ecology* 7: 801-812.
- Aagaard, J.E., K.V. Krutovskii and S.H. Strauss. 1998b. RAPDs and allozymes exhibit similar levels of diversity and differentiation among populations and races of Douglas-fir. *Heredity* 81: 69-78.
- Aagaard, J.E., S.S. Vollmer, F.C. Sorensen and S.H. Strauss. 1995. Mitochondrial DNA products among RAPD profiles are frequent and strongly differentiated between races of Douglas-fir. *Molecular Ecology* 4: 441-446.
- Acevedo-Rodríguez, R. 1998. Estudio Sinecológico del Bosque de *Pseudotsuga menziesii* (Mirb.) Franco var. *oaxacana* Debreczy & Rácz, en la Zona de Santa Catarina Ixtepeji, Oaxaca, México. Tesis Profesional, División de Ciencias Forestales, Universidad Autónoma Chapingo, Chapingo, Mexico. 105 pp.
- Acevedo-Rodríguez, R., J.J. Vargas-Hernández, J. López-Upton and J. Velázquez-Mendoza. 2006. Efecto de la procedencia geográfica y de la fertilización en la fenología del brote terminal en plántulas de *Pseudotsuga* sp. / Effect of geographic origin and nutrition on shoot phenology of Mexican Douglas-fir (*Pseudotsuga* sp.) seedlings. *Agrociencia (Montecillo)* 40: 125-137.
- Adams, H.D., and T.E. Kolb. 2005. Tree growth response to drought and temperature in a mountain landscape in northern Arizona, USA. *Journal of Biogeography* 32: 1629-1640.
- Adams, W.T., and J.-C. Bastien. 1994. Genetics of second flushing in a French plantation of coastal Douglas-fir. *Silvae Genetica* 43: 345-352.
- Adams, W.T., and D.G. Joyce. 1990. Comparison of selection methods for improving volume growth in young coastal Douglas-fir stands. *Silvae Genetica* 39: 219-226.
- Adams, W.T., S.N. Aitken, D.G. Joyce, G.T. Howe and J. Vargas-Hernández. 2001. Evaluating efficacy of early testing for stem growth in coastal Douglas-fir. *Silvae Genetica* 50: 167-175.
- Adams, W.T., V.D. Hipkins, J. Burczyk and W.K. Randall. 1997. Pollen contamination trends in a maturing Douglas-fir seed orchard. *Canadian Journal of Forest Research* 27: 131-134.
- Adams, W.T., G. Johnson, D.L. Copes, J. Daniels, R.E. Quam, J.C. Heaman and J. Weber. 1990. Is research keeping up with the needs of Douglas-fir tree improvement programs? *Western Journal of Applied Forestry* 5: 135-137.
- Adams, W.T., J.H. Zuo, J.Y. Shimizu and J.C. Tappeiner. 1998. Impact of alternative regeneration methods on genetic diversity in coastal Douglas-fir. *Forest Science* 44: 390-396.

- AFA (American Forestry Association). 2000. The National Register of Big Trees, 2000-01. *American Forests* 106(1): 22-64.
- Aguirre-Calderón, Ó.A, J. Jiménez-Pérez, H. Kramer and A. Akça. 2003. Análisis estructural de ecosistemas forestales en el Cerro del Potosí, Nuevo León, México. *Ciencia UANL* 6: 219-225.
- Aitken, S.N., and W.T. Adams. 1995a. Impacts of genetic selection for height growth on annual developmental cycle traits in coastal Douglas-fir. AD1: 1-8 in *Evolution of Breeding Strategies for Conifers from the Pacific Northwest. Proceedings, Joint Meeting of IUFRO Working Parties S2.02.05 (Douglas-fir), S2.02.06 (Pinus contorta), S2.02.12 (Sitka spruce) and S2.02.14 (Abies), 1 -4 August, Limoges, France. INRA (Institut National de la Recherche Agronomique), Station d'Amélioration des Arbres Forestiers, Ardon, France.*
- Aitken S.N., and W.T. Adams. 1995b. Screening for cold hardiness in coastal Douglas-fir. Pp. 321-324 in B.M. Potts, N.M.G. Borralho, J.B. Reid, R.N. Cromer, W.N. Tibbits and C.A. Raymond, eds. *Proceedings of the CRC/IUFRO Conference, 19-24 February 1995, Hobart, Australia.*
- Aitken, S.N., and W.T. Adams. 1996. Genetics of fall and winter cold hardiness of coastal Douglas-fir in Oregon. *Canadian Journal of Forest Research* 26: 1828-1837.
- Aitken, S.N., and W.T. Adams. 1997. Spring cold hardiness under strong genetic control in Oregon populations of *Pseudotsuga menziesii* var. *menziesii*. *Canadian Journal of Forest Research* 27: 11773-11780.
- Aitken, S.N., W.T. Adams, N. Schermann and L.H. Fuchigami. 1996. Family variation for fall cold hardiness in two Washington populations of coastal Douglas-fir (*Pseudotsuga menziesii* var. *menziesii* (Mirb.) Franco). *Forest Ecology and Management* 80: 187-195.
- Alexander, R.R. 1974. *Silviculture of Subalpine Forests in the Central and Southern Rocky Mountains: The Status of Our Knowledge.* USDA Forest Service Research Paper RM-121. Rocky Mountain Forest and Range Experiment Station, Fort Collins, Colorado. 88 pp.
- Alexander, R.R. 1988. *Forest Vegetation on National Forests in the Rocky Mountain and Intermountain Regions: Habitat Types and Community Types.* USDA Forest Service Research Paper RM-162. Rocky Mountain Forest and Range Experiment Station, Fort Collins, Colorado. 47 pp.
- Alfredsson, H., L.M. Codron, M. Clarholm and M.R. Davis. 1998. Changes in soil acidity and organic matter following the establishment of conifers on former grasslands in New Zealand. *Forest Ecology and Management* 112: 245-252.
- Allen, G.S. 1942. Douglas-Fir (*Pseudotsuga taxifolia* (Lamb.) Britt.): A Summary of its Life History. British Columbia Forest Service, Research Notes 9. 27 pp.
- Allen, G.S., and J.N. Owens. 1972. *The Life History of Douglas-fir.* Forestry Service, Environment Canada, Ottawa. 139 pp.
- Arno, S.F., and G.E. Gruell. 1986. Douglas-fir encroachment into mountain grasslands in southwestern Montana. *Journal of Range Management* 39: 272-275.
- Barnhart, S.J., J.R. McBride and P. Warner. 1996. Invasion of Northern Oak Woodlands by *Pseudotsuga menziesii* (Mirb.) Franco in the Sonoma Mountains of California. *Madroño* 43: 28-45.

- Bartlein, P.J., K.H. Anderson, P.M. Anderson, M.E. Edwards, C.J. Mock, R.S. Thompson, R.S. Webb, T. Webb III and C. Whitlock. 1998. Paleoclimate simulations for North America over the past 21,000 years: Features of the simulated climate and comparisons with paleoenvironmental data. *Quaternary Science Reviews* 17: 549-585.
- Baumgartner, D.M., and J.E. Lotan, compilers. 1991. Interior Douglas-fir: The Species and its Management. Symposium Proceedings, February 27-March 1, 1990, Spokane, Washington. Washington State University Cooperative Extension MISC0230, Pullman, Washington. 301 pp.
- BCMF. 1995. Seed and Vegetative Material Guidebook. Forest Practices Code, British Columbia Ministry of Forests [BCMF], Victoria, B.C. 77 pp.
- Benowicz, A., S.C. Grossnickle and Y.A. El-Kassaby. 2002. Field assessment of Douglas-fir somatic and zygotic seedlings with respect to gas exchange, water relations, and frost hardiness. *Canadian Journal of Forest Research* 32: 1822-1828.
- Beran, F. 1995. Hitherto results of Douglas-fir provenance research in the Czech Republic. DF6: 1-17 in Evolution of Breeding Strategies for Conifers of the Pacific Northwest. Proceedings of the Joint Meeting of IUFRO Working Parties S2.02.05 (Douglas-fir), S2.02.06 (*Pinus contorta*), S2.02.12 (Sitka spruce) and S2.02.14 (*Abies*), 1 -4 August, Limoges, France. INRA, Station d'Amélioration des Arbres Forestiers, Ardon, France.
- Black, H.C., E.J. Dimock II, J. Evans and J.A. Rochelle. 1979. Animal damage to coniferous plantations in Oregon and Washington. Research Bulletin 25, School of Forestry, Oregon State University, Corvallis. 45 pp.
- Braun, H. 1992. Some results of Douglas-fir breeding at Graupa. *Silvae Genetica* 41: 188-195.
- Braun, H. 1999. Douglas-fir breeding in Saxony. *Silvae Genetica* 48: 69-77.
- Breidenstein, J., J.-C. Bastien and B. Roman-Amat. 1990. Douglas-fir range-wide variation results from the IUFRO Data Base. 2.13: 1-14 in Proceedings, IUFRO Meeting of Working Party S2.02.05 (Douglas-fir), August 1990, Olympia, Washington.
- Briles, C.E., C. Whitlock and P.J. Bartlein. 2005. Postglacial vegetation, fire, and climate history of the Siskiyou Mountains, Oregon, USA. *Quaternary Research* 64: 44-56.
- Brocano, M.J., M. Vilà and M. Boada. 2005. Evidence of *Pseudotsuga menziesii* naturalization in montane Mediterranean forests. *Forest Ecology and Management* 211: 257-263.
- Brunelle, A., C. Whitlock, P. Bartlein and K. Kipfmüller. 2005. Holocene fire and vegetation along environmental gradients in the Northern Rocky Mountains. *Quaternary Science Reviews* 24: 2281-2300.
- Burczyk, J.L., and D. Prat. 1997. Male reproductive success in *Pseudotsuga menziesii* (Mirb.) Franco: The effects of spatial structure and flowering characteristics. *Heredity* 79: 638-647.
- Burns, R.M., tech. compiler. 1983. Silvicultural Systems for the Major Forest Types of the United States. USDA Agriculture Handbook 445, Washington, D.C.

- Campbell, R., D.J. Smith and A. Arsenault. 2005. Dendroentomological and forest management implications in the Interior Douglas-fir zone of British Columbia, Canada. *Dendrochronologia* 22: 135-140.
- Campbell, R.K. 1979. Genecology of Douglas-fir in a watershed in the Oregon Cascades. *Ecology* 60: 1036-1050.
- Campbell, R.K. 1986. Mapped genetic variation of Douglas-fir to guide seed transfer in southwest Oregon. *Silvae Genetica* 35: 85-96.
- Campbell, R.K. 1992. Genotype \times Environment Interaction: A Case Study for Douglas-fir in Western Oregon. USDA Forest Service Research Paper PNW-RP-455. Pacific Northwest Research Station, Portland, Oregon. 21 pp.
- Carter, R.E., and K. Klinka. 1986. Symptoms and Causes of Distorted Growth in Immature Forest Stands in Coastal British Columbia. Land Management Report 39, British Columbia Ministry of Forests, Victoria, B.C. 61 pp.
- Carter, R.E., and K. Klinka. 1990. Relationships between growing-season soil water-deficit, mineralizable soil-nitrogen and site index of coastal Douglas-fir. *Forest Ecology and Management* 30: 301-311.
- Carter, R.E., and K. Klinka. 1992a. Inter- and intraspecific variation in shade tolerance of Douglas-fir, western hemlock, and western redcedar. *Forest Ecology and Management* 55: 87-105.
- Carter, R.E., and K. Klinka. 1992b. Use of ecological site classification in the prediction of forest productivity and response to fertilization. *Suid-Afrikaanse Bosbouydskrif* 160: 19-23.
- Carter, R.E., A.M. Scagel and K. Klinka. 1986. Nutritional aspects of distorted growth in immature forest stands of coastal southwestern British Columbia. *Canadian Journal of Forest Research* 16: 36-41.
- Carter, R.E., E.R.G. McWilliams and K. Klinka. 1998. Predicting response of Douglas-fir to fertilizer treatments. *Forest Ecology and Management* 107: 275-289.
- Case, M.J., and D.L. Peterson. 2005. Fine-scale variability in growth-climate relationships of Douglas-fir, North Cascade Range, Washington. *Canadian Journal of Forest Research* 35: 2743-2755.
- Ching, K.K. 1959. Hybridization between Douglas-fir and big-cone Douglas-fir. *Forest Science* 5: 246-254.
- Ching, K.K. 1965. Early Growth of Douglas-fir in a Reciprocal Planting. Forest Research Laboratory Research Paper 3, Oregon State University, Corvallis. 21 pp.
- Ching, K.K., and D. Bever. 1960. Provenance study of Douglas-fir in the Pacific Northwest region. I. Nursery performance. *Silvae Genetica* 9: 11-17.
- Ching, K.K., and R.K. Hermann. 1977. Intraspecific variations in Douglas-fir. *Genetics Lectures* 5: 19-32.
- Christophe, C., and Y. Birot. 1979. Genetic variation within and between populations of Douglas-fir. *Silvae Genetica* 28: 197-206.
- Cleary, B.D., R.D. Greaves and R.K. Hermann. 1978. Regenerating Oregon's Forests. A Guide for the Regeneration Forester. Oregon State University, Extension Services, Corvallis. 286 pp.

- Cleaveland, M.K., D.W. Stahle, M.D. Therrell, J. Villanueva-Díaz and B.T. Burns. 2003. Tree-ring reconstructed winter precipitation and tropical teleconnections in Durango, Mexico. *Climatic Change* 59: 369-388.
- Cline, E.T., J.F. Ammirati and R.L. Edmonds. 2005. Does proximity to mature trees influence ectomycorrhizal fungus communities of Douglas-fir seedlings? *New Phytologist* 166: 993-1009.
- Copes, D.L. 1973. Inheritance of graft compatibility in Douglas-fir. *Botanical Gazette* 134: 49-52.
- Copes, D.L. 1999. Breeding graft-compatible Douglas-fir rootstocks (*Pseudotsuga menziesii* (Mirb.) Franco). *Silvae Genetica* 48: 188-193.
- Copes, D.L., and N.L. Mandel. 2000. Effects of IBA and NAA treatments on rooting Douglas-fir stem cuttings. *New Forests* 20: 249-257.
- Coulston, J.W., and K.H. Riitters. 2005. Preserving biodiversity under current and future climates: A case study. *Global Ecology and Biogeography* 14: 31-38.
- Daubenmire, R. 1943. Soil temperature versus draught as a factor determining lower altitudinal limits of trees in the Rocky Mountains. *Botanical Gazette* 105: 1-13.
- Debreczy, Z., and I. Rácz. 1995. New species and varieties of conifers from Mexico. *Phytologia* 78: 217-243.
- de Champs, J., coord. 1997. Le Douglas. AFOCEL (Association Forêt-cellulose), Paris. 416 pp.
- Dobbs, R.C., D.G.W. Edwards, J. Konishi and D. Wallinger. 1974. Guideline to Collecting Cones of British Columbia Conifers. Joint Report 3, British Columbia Forest Service & Canadian Forestry Service, Victoria, B.C. 98 pp.
- Domínguez-Álvarez, F.A., J.J. Vargas-Hernández, J. López-Upton, P. Ramírez-Vallejo and E. Guízar-Nolazco. 2004. Aspectos ecológicos de *Pseudotsuga menziesii* en el ejido La Barranca, Pinal de Amoles, Querétaro. *Anales del Instituto de Biología, Universidad Nacional Autónoma de México, Serie Botánica* 75: 191-203.
- Elias, T.S. 1980. The Complete Trees of North America: Field Guide and Natural History. Van Nostrand Reinhold, New York. 948 pp.
- El-Kassaby, Y.A., and Y.S. Park. 1993. Genetic variation and correlation in growth, biomass, and phenology of Douglas-fir diallel progeny at different spacings. *Silvae Genetica* 42: 289-297.
- El-Kassaby, Y.A., and K. Ritland. 1996a. Genetic variation in low elevation Douglas-fir of British Columbia and its relevance to gene conservation. *Biodiversity and Conservation* 5: 779-794.
- El-Kassaby, Y.A., and K. Ritland. 1996b. Impact of selection and breeding on the genetic diversity in Douglas-fir. *Biodiversity and Conservation* 5: 795-813.
- El-Kassaby, Y.A., and A.J. Thomson. 1996. Parental rank changes associated with seed biology and nursery practices in Douglas-fir. *Forest Science* 42: 228-235.
- El-Lakeny, M.H., and O. Sziklai 1971. Intraspecific variation in nuclear characteristics of Douglas-fir. *Advancing Frontiers of Plant Science* 28: 363-378.

- Eyre, F.H., ed. 1980. Forest Cover Types of the United States and Canada. Society of American Foresters, Washington, D.C. 148 pp.
- Farjon, A. 1990. Pinaceae: Drawings and Descriptions of the Genera *Abies*, *Cedrus*, *Pseudolarix*, *Keteleeria*, *Nothotsuga*, *Tsuga*, *Cathaya*, *Pseudotsuga*, *Larix* and *Picea*. Regnum Vegetabile 121. Koeltz Scientific Books, Königstein, Germany. 330 pp.
- Fennessy, J., C. O'Reilly, C.P. Harper and D. Thompson. 2000. The morphology and seasonal changes in cold hardiness, dormancy intensity and root growth potential of rooted cuttings of Sitka spruce. *Forestry* 73: 489-497.
- Fernando, D.D., M.D. Lazzaro and J.N. Owens. 2005. Growth and development of conifer pollen tubes. *Sexual Plant Reproduction* 18: 149-162.
- FGCBC. 2001. Forest Genetics Council Business Plan 2001-2002. Forest Genetics Council of British Columbia [FGCBC], Vancouver, B.C.
- Fletcher, A., Y. Birot, and S.G. Reck. 1981. Douglas-fir Case Study. Field inspection. EEC DG VI Internal Report. 32 pp.
- Fletcher, A., and J.C. Bastien. 1988. Douglas-fir Seed Sources Field Inspection: Southern Washington – Northern Oregon. EEC DG VI Internal Report. 12 pp.
- Fletcher, A., and J.C. Bastien. 1989. Douglas-fir seed sources field inspection: Southern Oregon – Northern California. EEC DG VI Internal Report. 11 pp.
- Flous, F. 1934a. Deux espèces nouvelles de *Pseudotsuga* américains. *Bulletin de la Société d'Histoire Naturelle de Toulouse* 66: 211-224.
- Flous, F. 1934b. Diagnoses d'espèces et variétés nouvelles de *Pseudotsuga* américains. *Bulletin de la Société d'Histoire Naturelle de Toulouse* 66: 329-346.
- Franklin, J.F., and C.T. Dyrness. 1973. Natural Vegetation of Oregon and Washington. USDA Forest Service General Technical Report PNW-8. Pacific Northwest Region, Portland, Oregon. 417 pp.
- Fu, L., N. Li, T.S. Elias and R.R. Mill. 1999. *Pseudotsuga* Carrière. Pp. 37-39 in Flora of China Editorial Committee, Flora of China, Vol. 4. Science Press, Beijing and Missouri Botanical Garden Press, St. Louis.
- Fulé, P.Z., and W.W. Covington. 1999. Fire regime changes in La Michilía Biosphere Reserve, Durango, Mexico. *Conservation Biology* 13: 640-652.
- Furniss, R.L., and V.M. Carolin. 1977. Western Forest Insects. USDA Forest Service Miscellaneous Publication 1339, Washington, D.C. 654 pp.
- Gadgil, C.J., C. Zhang and W.-S. Hu. 1998. Morphological analysis of the developmental stages of Douglas-fir somatic embryos. *Molecular Biology of the Cell* 9 (Abstracts): 607. American Society for Cell Biology 38th Annual Meeting, San Francisco, California.
- Garman, E.H. 1955. Regeneration Problems and their Silvicultural Significance in the Coastal Forests of British Columbia. Technical Publication T41, British Columbia Forest Service, Department of Lands and Forests, Victoria, B.C. 67 pp.

- Gause, G.W. 1966. Silvical Characteristics of Bigcone Douglas-fir (*Pseudotsuga macrocarpa* [Vasey] Mayr). USDA Forest Service Research Paper PSW-39. Pacific Southwest Forest and Range Experiment Station, Berkeley, California. 10 pp.
- Gelbart, G., and P. von Aderkas. 2002. Ovular secretions as part of pollination mechanisms in conifers. *Annals of Forest Science* 59: 345-357.
- Göhre, K., ed. 1958. Die Douglasie und ihr Holz. Akademie Verlag, Berlin. 595 pp.
- González-Elizondo, M., E. Jurado, J. Návar, M.S. González-Elizondo, J. Villanueva, O. Aguirre and J. Jiménez. 2005. Tree-rings and climate relationships for Douglas-fir chronologies from the Sierra Madre Occidental, Mexico: A 1681-2001 rain reconstruction. *Forest Ecology and Management* 213: 39-53.
- Gossner, M., and U. Simon. 2002. Introduced Douglas-fir (*Pseudotsuga menziesii* (Mirb.) Franco) affects community structure of tree-crown dwelling beetles in a managed European forest. In I. Kowarik and U. Starfinger, eds., *Biologische Invasionen: Herausforderung zum Handeln? Neobiota* 1: 167-179.
- Griffin, A.R., and K.K. Ching. 1977. Geographic variation in Douglas-fir from the coastal ranges of California. I. Seed, seedling growth and hardiness characteristics. *Silvae Genetica* 26: 149-157.
- Haddock, P.G., J. Walters and A. Kozak. 1967. Growth of Coastal and Interior Provenances of Douglas-fir (*Pseudotsuga menziesii* (Mirb.) Franco) at Vancouver and Haney in British Columbia. University of British Columbia, Faculty of Forestry Research Paper 79.
- Hamann, A., S.N. Aitken and A.D. Yanchuk. 2004. Cataloguing *in situ* protection of genetic resources for major commercial forest trees in British Columbia. *Forest Ecology and Management* 197: 295-305.
- Hawksworth, F.G., and D. Wiens. 1996. Dwarf Mistletoes: Biology, Pathology, and Systematics. USDA Agriculture Handbook 709, Washington, D.C. 410 pp.
- Hedlin, A.F., H.O. Yates III, D.C. Tovar, B.H. Ebel, T.W. Koerber and E.P. Merkel. 1980. Cone and Seed Insects of North American Conifers. Environment Canada, Canadian Forestry Service, Ottawa. 122 pp.
- Heilman, P.E., H.W. Anderson and D.M. Baumgartner, eds. 1979. Forest Soils of the Douglas-fir Region. Washington State University, Cooperative Extension Services, Pullman, Washington. 298 pp.
- Heois, B. 1994. Variabilité juvénile chez *Pseudotsuga menziesii* (Mirb.) Franco – contribution à la mise au point de tests précoces. Ph.D. thesis, Institut National de la Recherche Agronomique, Paris. Grignon, France.
- Hepting, G.H. 1971. Diseases of Forest and Shade Trees of the United States. USDA Agriculture Handbook 386, Washington, D.C. 658 pp.
- Hermann, R.K. 1985. The Genus *Pseudotsuga*: Ancestral History and Past Distribution. Forest Research Laboratory Special Publication 2b, College of Forestry, Oregon State University, Corvallis. 32 pp.
- Hermann, R.K. 1987. North American tree species in Europe. *Journal of Forestry* 85(12): 27-32.

- Hermann, R.K., and K.K. Ching. 1975. Bibliography of Douglas-fir Provenance Studies. Forest Research Laboratory Research Paper 25, School of Forestry, Oregon State University, Corvallis. 30 pp.
- Hermann, R.K., and D.P. Lavender. 1990. *Pseudotsuga menziesii* (Mirb.) Franco. Pp. 527-540 in R.M. Burns and B.H. Honkala, tech. coords., *Silvics of North America*, Vol. 1. USDA Agriculture Handbook 654, Washington, D.C.
- Hermann, R.K., and D.P. Lavender. 1999. Douglas-fir planted forests. *New Forests* 17: 53-70.
- Hizume, M., and K. Kondo. 1992. Fluorescent chromosome banding in five taxa of *Pseudotsuga*, Pinaceae. *La Kromosomo, Series 2*, 66: 2257-2268.
- Horton, T.R., T.D. Bruns and V.T. Parker. 1999. Ectomycorrhizal fungi associated with *Arctostaphylos* contribute to *Pseudotsuga menziesii* establishment. *Canadian Journal of Botany* 77: 93-102.
- Howe, G.T., S.N. Aitken, D.B. Neale, K.D. Jermstad, N.C. Wheeler and T.H.H. Chen. 2003. From genotype to phenotype: Unravelling the complexities of cold adaptation in forest trees. *Canadian Journal of Botany* 81: 1247-1266.
- Irgens-Möller, H. 1968. Geographical variation in growth patterns of Douglas-fir. *Silvae Genetica* 17: 106-110.
- Isaac, L.A. 1943. Reproductive Habits of Douglas-fir. Charles Lathrop Pack Forestry Foundation, Washington, D.C. 107 pp.
- Ishii, H., and E.D. Ford. 2001. The role of epicormic shoot production in maintaining foliage in old *Pseudotsuga menziesii* (Douglas-fir) trees. *Canadian Journal of Botany* 79: 251-264.
- Jackson, S.T., and S.J. Smith. 1994. Pollen dispersal and representation on an isolated, forested plateau. *New Phytologist* 128: 181-193.
- Jackson, S.T., J.L. Betancourt, M.E. Lyford, S.T. Gray and K.A. Rylander. 2005. A 40,000-year woodrat-midden record of vegetational and biogeographical dynamics in north-eastern Utah, USA. *Journal of Biogeography* 32: 1085-1106.
- Jermstad, K.D., D.L. Bassoni, K.S. Jech, N.C. Wheeler and D.B. Neale. 2001a. Mapping of quantitative trait loci controlling adaptive traits in coastal Douglas-fir. I. Timing of vegetative bud flush. *Theoretical and Applied Genetics* 102: 1142-1151.
- Jermstad, K.D., D.L. Bassoni, N.C. Wheeler, T.S. Anekonda, S.N. Aitken, W.T. Adams and D.B. Neale. 2001b. Mapping of quantitative trait loci controlling adaptive traits in coastal Douglas-fir. II. Spring and fall cold-hardiness. *Theoretical and Applied Genetics* 102: 1152-1158.
- Johnson, G.R. 1997. Site-to-site genetic correlations and their implications on breeding zone size and optimum number of progeny test sites for coastal Douglas-fir. *Silvae Genetica* 46: 280-285.
- Johnson, G.R., R.A. Sniezko and N.L. Mandel. 1998. Age trends in Douglas-fir genetic parameters and implications for optimum selection age. *Silvae Genetica* 46: 349-358.
- Kennedy, P.G., and J.M. Diaz. 2005. The influence of seed dispersal and predation on forest encroachment into a California grassland. *Madroño* 52: 21-29.

- Kleinschmit, J., and J.-C. Bastien. 1992. IUFRO's role in Douglas-fir (*Pseudotsuga menziesii* (Mirb.) Franco) tree improvement. *Silvae Genetica* 41: 161-173.
- Kleinschmit, J., J. Solvba, H. Weisgerber, H.-M. Rau and A. Franke. 1995. 22-year results of the 2nd stage IUFRO Douglas-fir provenance experiment in Germany. DF5: 1-18 in *Evolution of Breeding Strategies for Conifers of the Pacific Northwest*. Joint Meeting of IUFRO Working Parties S2.02.05 (Douglas-fir), S2.02.06 (*Pinus contorta*), S2.02.12 (Sitka spruce) and S2.02.14 (*Abies*), 1 -4 August, Limoges, France. INRA, Station d'Amélioration des Arbres Forestiers, Ardon, France.
- Klinka, K., and R.E. Carter. 1990. Relationships between site index and synoptic environmental variables in immature coastal Douglas-fir stands. *Forest Science* 36: 815-830.
- Klinka, K., R.E. Carter and M.C. Feller. 1990. Cutting old-growth forests in British Columbia: Consideration for forest regeneration. *Northwest Environmental Journal* 6: 221-242.
- Klinka, K., J. Worrall, L. Skoda and P. Varga. 2000. The Distribution and Synopsis of Ecological and Silvical Characteristics of Tree Species of British Columbia's Forests. Canadian Cartographics Ltd., Coquitlam, B.C.
- Klumpp, R.T. 1999. Untersuchungen zur Genökologie der Douglasie (*Pseudotsuga menziesii* [Mirb.] Franco). Dissertation, Fakultät für Forstwissenschaften und Waldökologie, Georg-August-Universität, Göttingen, Germany. 290 pp.
- Knoerzer, D. 1999. Zur Naturverjüngung der Douglasie im Schwarzwald. Inventur und Analyse von Umwelt- und Kondurrenzfaktoren sowie eine naturschutzfachliche Bewertung. Diss. Bot. 306. 283 pp. + Supplement.
- Knoerzer, D., and A. Reif. 2001. Provision and strategies for the management of Douglas-fir. On controlling naturalisation effects. Pp. 55-56 in I. Kowarik and U. Starfinger, eds., *Biological Invasions in Germany. A Challenge to Act?* BfN Scripten 32, Bonn.
- Krajina, V.J. 1965. Biogeoclimatic zones and biogeocoenoses of British Columbia. *Ecology of Western North America* 1: 1-17. University of British Columbia, Department of Botany, Vancouver.
- Krajina, V.J. 1969. Ecology of forest trees in British Columbia. *Ecology of Western North America* 2: 1-146. University of British Columbia, Department of Botany, Vancouver.
- Kranenborg, K.G., and S.M.G. de Vries. 1995. Douglas-fir provenance research in The Netherlands; 1966-67 IUFRO Series. Institute for Forestry and Nature Research (IBN-DLO) IBN Research Report 95/1, Wageningen, The Netherlands.
- Kuiper, L.C., and M.P. Coutts. 1992. Spatial disposition and extension of the structural root system of Douglas-fir. *Forest Ecology and Management* 47: 111-125.
- Lavender, D.P. 1984. Plant physiology and nursery environments: Interactions affecting seedling growth. Pp. 133-141 in M.L. Duryea and T.D. Landis, eds., *Forest Nursery Manual: Production of Bare-rooted Seedlings*. Martinus Nijhoff / Dr. W. Junk Publishers, Boston, Massachusetts.
- Ledgard, N.J., and E.R. Langer. 1999. Wilding Prevention. Guidelines for Minimising the Risk of Unwanted Wilding Spread from New Plantings of Introduced Conifers. New Zealand Forest Research Institute, Christchurch, New Zealand.

- Li, P., and W.T. Adams. 1989. Range-wide patterns of allozyme variation in Douglas-fir (*Pseudotsuga menziesii*). *Canadian Journal of Forest Research* 19: 149-161.
- Li, P., and W.T. Adams. 1993. Genetic control of bud phenology in pole-size trees and seedlings of coastal Douglas-fir. *Canadian Journal of Forest Research* 23: 1043-1051.
- Li, P., and W.T. Adams. 1994. Genetic variation in cambial phenology of coastal Douglas-fir. *Canadian Journal of Forest Research* 24: 1864-1870.
- Lipow, S.R., K. Vance-Borland, J.B. St. Clair, J. Henderson and C. McCain. 2004. Gap analysis of conserved genetic resources for forest trees. *Conservation Biology* 18: 412-423.
- Lipscomb, B. 1993. *Pseudotsuga* Carrière. Pp. 365-366 in Flora of North America Editorial Committee, Flora of North America, Vol. 2. Oxford University Press, New York and Oxford.
- Little Jr., E.L. 1979. Checklist of United States Trees (Native and Naturalized). USDA Agriculture Handbook 541, Washington, D.C. 375 pp.
- MacLaren, J.P. 1996. Environmental Effects of Planted Forests in New Zealand. Bulletin 198, New Zealand Forest Research Institute, Rotorua, New Zealand.
- Magnussen, S., and A.D. Yanchuk. 1994. Time trends of predicted breeding values in selected crosses of coastal Douglas-fir in British Columbia – a methodological study. *Forest Science* 40: 663-685.
- Marshall, K.A., and D.B. Neale. 1992. The inheritance of mitochondrial DNA in Douglas-fir (*Pseudotsuga menziesii*). *Canadian Journal of Forest Research* 22: 73-75.
- Martínez, M. 1963. Las Pináceas Mexicanas, 3rd ed. Universidad Nacional Autónoma de México, Mexico, D.F. 401 pp.
- McArdle, R.E., W.H. Meyer and D. Bruce. 1961. The Yield of Douglas-fir in the Pacific Northwest. USDA Forest Service Technical Bulletin 201. 74 pp.
- McConnon, H., R.L. Knowles and L.W. Hansen. 2004. Provenance affects bark thickness in Douglas-fir. *New Zealand Journal of Forestry Science* 34: 77-86.
- Meidinger, D.V., and J. Pojar, eds. 1991. Ecosystems of British Columbia. Special Report Series 6, British Columbia Ministry of Forests, Victoria, B.C. 330 pp.
- Miller, R.E., P.R. Barker, C.E. Peterson and S.R. Webster. 1986. Using nitrogen fertilizer in management of coastal Douglas-fir: I. Regional trends and response. Pp. 290-303 in C.D. Oliver, D.P. Hanley, and J.A. Johnson, eds., Douglas-fir: Stand Management for the Future. Contribution 55, College of Forest Resources, University of Washington, Seattle.
- Mitton, J.B. 1992. The dynamic mating systems of conifers. *New Forests* 6: 197-216.
- Moore, J.A. 1988. Response of Douglas-fir, grand fir, and western white pine to forest fertilization. Pp. 226-230 in W.C. Schmidt, compiler, Future Forests of the Mountain West: A Stand Culture Symposium. USDA Forest Service General Technical Report INT-243. Intermountain Research Station, Ogden, Utah.

- Munger, T.R., and W.G. Morris. 1936. Growth of Douglas-fir Trees of Known Seed Source. USDA Technical Bulletin 537.
- Neale, D.B., and W.T. Adams. 1985. The mating system in natural and shelterwood stands of Douglas-fir. *Theoretical and Applied Genetics* 71: 201-207.
- Neale, D.B., N.C. Wheeler and R.W. Allard. 1986. Paternal inheritance of chloroplast DNA in Douglas-fir. *Canadian Journal of Forest Research* 16: 1152-1154.
- Nelson, R.J., M. Stoehr, G. Cooper, C.T. Smith and H. Mehl. 2003. High levels of chloroplast genetic variation differentiate coastal and interior Douglas-fir (*Pseudotsuga menziesii*) lineages in southern British Columbia. *Forest Genetics* 10: 153-157.
- O'Brien, I.E.W., D.R. Smith, R.C. Gardner and B.G. Murray. 1996. Flow cytometric determination of genome size in *Pinus*. *Plant Science* 115: 91-99.
- O'Neill, G.A., S.N. Aitken and W.T. Adams. 2001. Quantitative genetics of spring and fall cold hardiness in seedlings from two Oregon populations of coastal Douglas-fir. *Forest Ecology and Management* 149: 305-318.
- Orlić, S., and M. Ocvirek. 1995. IUFRO Douglas-fir (*Pseudotsuga menziesii* (Mirb.) Franco) provenances experiment in Croatia. DF5: 1-9 in *Evolution of Breeding Strategies for Conifers of the Pacific Northwest*. Proceedings of the Joint Meeting of IUFRO Working Parties S2.02.05 (Douglas-fir), S2.02.06 (*Pinus contorta*), S2.02.12 (Sitka spruce) and S2.02.14 (*Abies*), 1 -4 August, Limoges, France. INRA, Station d'Amélioration des Arbres Forestiers, Ardon, France.
- Orr-Ewing, A.L. 1966a. E.P. 513: Inter- and intraspecific crosses within the genus *Pseudotsuga*. British Columbia Forest Service, Forest Research Review 1966: 13-15.
- Orr-Ewing, A.L. 1966b. Inter- and intraspecific crossing in Douglas-fir, *Pseudotsuga menziesii* (Mirb.) Franco. *Silvae Genetica* 15: 121-126.
- Orr-Ewing, A.L. 1971. The Asiatic *Pseudotsugae*. British Columbia Forest Service, Forest Research Review 1971: 95-96.
- Orr-Ewing, A.L. 1975. Experimental Project 513. British Columbia Forest Service, Forest Research Review 1975: 40.
- Orr-Ewing, A.L., A.R. Fraser and I. Karlsson. 1972. Interracial Crosses with Douglas-fir: Early Field Results. British Columbia Forest Service, Research Notes 55. 33 pp.
- Owens, J.N. 1973. The Reproductive Cycle of Douglas-fir. Canadian Forestry Service Pacific Forest Research Centre Report BC-P-8. 23 pp.
- Owens, J.N., S.J. Simpson and M. Molder. 1981. The pollination mechanism and the optimal time of pollination in Douglas-fir (*Pseudotsuga menziesii*). *Canadian Journal of Forest Research* 11: 36-50.
- Owens, J.N., S.J. Morris and G.L. Catalano. 1994. How the pollination mechanism, prezygotic and postzygotic events affect seed production in *Larix occidentalis*. *Canadian Journal of Forest Research* 24: 2222-2234.

- Owston, P.W., and W.I. Stein. 1974. *Pseudotsuga* Carr., Douglas-fir. Pp. 674-683 in C.S. Schopmeyer, tech. coord., Seeds of Woody Plants in the United States. USDA Agriculture Handbook 450, Washington, D.C.
- Peterson, G.W., and R.S. Smith Jr., tech. coords. 1975. Forest Nursery Diseases in the United States. USDA Agriculture Handbook 470, Washington, D.C. 125 pp.
- Pfister, R.D., B.L. Kovalchik, S.F. Arno and R.C. Presby. 1977. Forest Habitat Types of Montana. USDA Forest Service General Technical Report INT-34. Intermountain Research Station, Ogden, Utah. 174 pp.
- Ponoy, B., Y.P. Hong, J. Woods, B. Jaquish and J.E. Carlson. 1994. Chloroplast DNA diversity of Douglas-fir in British Columbia. *Canadian Journal of Forest Research* 24: 1824-1834.
- Poulis, B.A.D., S.J.B. O'Leary, J.D. Haddow and P. von Aderkas. 2005. Identification of proteins present in the Douglas-fir ovular secretion: An insight into conifer pollen selection and development. *International Journal of Plant Sciences* 166: 733-739.
- Prat, D. 1995. Mating system in a clonal Douglas-fir (*Pseudotsuga menziesii* (Mirb.) Franco) seed orchard. II. Effective pollen dispersal. *Annales des Sciences Forestières* 52: 213-222.
- Prat, D., and S. Arnal. 1994. Allozyme variation and mating system in three artificial stands of Douglas-fir (*Pseudotsuga menziesii* (Mirb.) Franco) planted in Europe. *Silvae Genetica* 43: 199-206.
- Prat, D., and T. Caquelard. 1995. Mating system in a clonal Douglas-fir (*Pseudotsuga menziesii* (Mirb.) Franco) seed orchard. I. Gene diversity and structure. *Annales des Sciences Forestières* 52: 201-211.
- Randall, W.K. 1996. Forest Tree Seed Zones for Western Oregon. Oregon Department of Forestry, Salem, Oregon. 82 pp.
- Randall, W.K., and P. Berrang. 2002. Washington Tree Seed Transfer Zones. Washington Department of Natural Resources, Olympia, Washington. 63 pp.
- Rehfeldt, G.E. 1974. Local differentiation of populations of Rocky Mountain Douglas-fir. *Canadian Journal of Forest Research* 4: 399-406.
- Rehfeldt, G.E. 1979a. Patterns of First-year Growth in Populations of Douglas-fir (*Pseudotsuga menziesii* var. *glauca*). USDA Forest Service Research Note INT-255. Intermountain Research Station, Ogden, Utah. 8 pp.
- Rehfeldt, G.E. 1979b. Variation in Cold Hardiness Among Populations of *Pseudotsuga menziesii* var. *glauca*. USDA Forest Service Research Paper INT-233. Intermountain Research Station, Ogden, Utah. 12 pp.
- Rehfeldt, G.E. 1983. Ecological adaptations in Douglas-fir (*Pseudotsuga menziesii* var. *glauca*). III. Central Idaho. *Canadian Journal of Forest Research* 13: 626-632.
- Reyes-Hernández, V.J., J.J. Vargas-Hernández, J. López-Upton and H. Vaquera-Huerta. 2005. Variación morfológica y anatómica en poblaciones mexicanas de *Pseudotsuga* (Pinaceae). *Acta Botanica Mexicana* 70: 47-67.

- Ritchie, G.A., S.D. Duke and R. Timmis. 1994. Maturation in Douglas-fir. 2. Maturation characteristics of genetically matched Douglas-fir seedlings, rooted cuttings and tissue-culture plantlets during and after 5 years of field growth. *Tree Physiology* 14: 1261-1275.
- Ritchie, G.A., J.W. Keeley and P.A. Ward. 1997. Effects of shade and root confinement on the expression of plagiotropic growth in juvenile-origin Douglas-fir rooted cuttings. *Canadian Journal of Forest Research* 27: 1142-1145.
- Rowe, K.E., and K.K. Ching. 1973. Provenance study of Douglas-fir in the Pacific Northwest region. *Silvae Genetica* 22: 115-119.
- Ryker, R.A. 1975. Survey of Factors Affecting Regeneration of Rocky Mountain Douglas-fir. USDA Forest Service Research Paper INT-174. Intermountain Research Station, Ogden, Utah. 19 pp.
- Schermann, N., W.T. Adams, S.N. Aitken and J.C. Bastien. 1997. Genetic parameters of stem form traits in a 9-year-old coastal Douglas-fir progeny test in Washington. *Silvae Genetica* 46: 166-170.
- Schmidt, R.G. 1957. The Silvics and Plant Geography of the Genus *Abies* in the Coastal Forests of British Columbia. Technical Publication T46, British Columbia Forest Service, Department of Lands and Forests, Victoria, B.C. 31 pp.
- Schmidt, W.C. 1969. Seedbed Treatments Influence Seedling Development in Western Larch Forests. USDA Forest Service Research Note INT-93. Intermountain Research Station, Ogden, Utah. 7 pp.
- Schorn, H.E., and A. Thompson. 1998. The genus *Pseudotsuga*: A revision of the fossil record and inferred paleo-biogeographical and migrational patterns. Abstract 27 in UCMP 75th/125th Anniversary: Integrative Paleontology and the Future, February 28, 1998. Museum of Paleontology, University of California, Berkeley.
- Schubert, G.H., and R.S. Adams. 1971. Reforestation Practices for Conifers in California. California Division of Forestry, Sacramento, California. 359 pp.
- Silen, R.R. 1963. Effects of altitude on factors of pollen contamination of Douglas-fir seed orchards. *Journal of Forestry* 61: 281-283.
- Silen, R.R. 1978. Genetics of Douglas-fir. USDA Forest Service Research Paper WO-35, Washington, D.C. 34 pp.
- Silen, R.R., and J.G. Wheat. 1979. Progressive tree improvement program in coastal Douglas-fir. *Journal of Forestry* 77: 78-83.
- Simberloff, D., M.A. Relva and M. Nuñez. 2003. Introduced species and management of a *Nothofagus/Austrocedrus* forest. *Environmental Management* 31: 263-275.
- Slavov, G.T., G.T. Howe and W.T. Adams. 2005. Pollen contamination and mating patterns in a Douglas-fir seed orchard as measured by simple sequence repeat markers. *Canadian Journal of Forest Research* 35: 1592-1603.
- Sorensen, F.C. 1969. Embryonic genetic load in coastal Douglas-fir, *Pseudotsuga menziesii* var. *menziesii*. *American Naturalist* 103: 389-398.

- Sorensen, F.C. 1997. Effects of sib mating and wind pollination on nursery seedling size, growth components, and phenology of Douglas-fir seed orchard progenies. *Canadian Journal of Forest Research* 27: 557-566.
- Sorensen, F.C., and D.W. Cress. 1994. Effects of sib mating on cone and seed traits in coastal Douglas-fir. *Silvae Genetica* 43: 338-345.
- St. Clair, J.B., and W.T. Adams. 1991. Relative family performance and variance structure of open-pollinated Douglas-fir seedlings grown in three competitive environments. *Theoretical and Applied Genetics* 81: 541-550.
- St. Clair, J.B., N.L. Mandel and K.W. Vance-Borland. 2005. Genecology of Douglas-fir in western Oregon and Washington. *Annals of Botany* 96: 1199-1214.
- Stein, W.I., and P.W. Owston. 2002. *Pseudotsuga* Carr., Douglas-fir. 32 pp., 4 figs. in F.T. Bonner, tech. coord., and R.G. Nisley, ed., Woody Plant Seed Manual. USDA Forest Service, Washington, D.C. <http://www.nsl.fs.fed.us/wpsm/Pseudotsuga.pdf>.
- Steiner, K.C. 1979. Variation in bud-burst timing among populations of interior Douglas-fir. *Silvae Genetica* 28: 76-79.
- Stimm, B., and P.H. Dong. 2001. The Kaiserslautern Douglas-fir provenance trial after nine decades of observation. *Forstwissenschaftliches Centralblatt* 120: 173-186.
- Stoehr, M.U., B.L. Orvar, T.M. Vo, J.R. Gawley, J.E. Webber and C.H. Newton. 1998. Application of a chloroplast DNA marker in seed orchard management evaluations of Douglas-fir. *Canadian Journal of Forest Research* 28: 187-195.
- Stoehr, M.U., J.E. Webber and R.A. Painter. 1994. Pollen contamination effects on progeny from an off-site Douglas-fir seed orchard. *Canadian Journal of Forest Research* 24: 2113-2117.
- Stonecypher, R.W., R.F. Piesch, G.G. Helland, J.G. Chapman and J.H. Reno. 1996. Results from Genetic Tests of Selected Parents of Douglas-fir (*Pseudotsuga menziesii* (Mirb.) Franco) in an Applied Tree Improvement Program. *Forest Science* 42(2), Suppl.; *Forest Science Monograph* 32. 35 pp.
- Sullivan, T.P., and D.S. Sullivan. 1984. Operational Direct Seeding of Douglas-fir and Lodgepole Pine with Alternative Foods in British Columbia. British Columbia Ministry of Forests Research Note 97. Victoria, B.C. 16 pp.
- Sutherland, J.R., and E. van Eerden. 1980. Diseases and Insect Pests in British Columbia Forest Nurseries. Joint Report 12, British Columbia Ministry of Forests & Canadian Forestry Service, Victoria, B.C. 55 pp.
- Sweet, G.B. 1964. Provenance differences in Pacific Coast Douglas-fir. *Silvae Genetica* 14: 46-56.
- Taber, R.P., C. Zhang and W.S. Hu. 1998. Kinetics of Douglas-fir (*Pseudotsuga menziesii*) somatic embryo development. *Canadian Journal of Botany* 76: 863-871.
- Takaso, T., and J.N. Owens. 1995. Ovulate cone morphology and pollination in *Pseudotsuga* and *Cedrus*. *International Journal of Plant Sciences* 156: 630-639.

- Thompson, A., and H.E. Schorn. 1998. Mechanisms of migration in Douglas-fir [*Pseudotsuga menziesii* (Mirb.) Franco]: A model. Abstract 36 in UCMP 75th/125th Anniversary: Integrative Paleontology and the Future, February 28, 1998. Museum of Paleontology, University of California, Berkeley.
- Timmis, R., J. Flewelling and C. Talber. 1994. Frost injury prediction model for Douglas-fir seedlings in the Pacific Northwest. *Tree Physiology* 14: 855-869.
- Tsukada, M. 1982. *Pseudotsuga menziesii* (Mirb.) Franco: Its pollen dispersal and Late Quaternary history in the Pacific Northwest. *Japanese Journal of Ecology* 32: 159-187.
- Van Pelt, R. 2001. Forest Giants of the Pacific Coast. University of Washington Press, Seattle. 200 pp.
- Vargas-Hernández, J., and W.T. Adams. 1991. Genetic variation of wood density components in young coastal Douglas-fir – implications for tree breeding. *Canadian Journal of Forest Research* 21: 1801-1807.
- Vargas-Hernández, J.J., J. López-Upton, V.J. Reyes-Hernández, F.A. Domínguez-Álvarez and M. Mapula-Larreta. 2004. Natural populations of Douglas-fir in Mexico: Current status and needs for conservation. Pp. 26-36 in J. Beaulieu, ed., *Silviculture and the Conservation of Genetic Resources for Sustainable Forest Management*. Proceedings of the Symposium of the North American Forest Commission, Forest Genetic Resources and Silviculture Working Groups, and the International Union of Forest Research Organizations, Quebec City, Canada, September 21, 2003. Information Report LAU-X-128, Canadian Forest Service, Laurentian Forestry Centre, Sainte-Foy, Quebec.
- Vega, G., A.D. Ruiz, V. García and J.L. Jenkinson. 1995. Pacific Douglas-fir: 15-year performance in Ochagavia common-garden test, the Pyrenees, Navarra, Spain. DF3 in *Evolution of Breeding Strategies for Conifers of the Pacific Northwest*. Proceedings of the Joint Meeting of IUFRO Working Parties S2.02.05 (Douglas-fir), S2.02.06 (*Pinus contorta*), S2.02.12 (Sitka spruce) and S2.02.14 (*Abies*), 1 -4 August, Limoges, France. INRA, Station d'Amélioration des Arbres Forestiers, Ardon, France.
- Viard, F., Y.A. El-Kassaby and K. Ritland. 2001. Diversity and genetic structure in populations of *Pseudotsuga menziesii* (Pinaceae) at chloroplast microsatellite loci. *Genome* 44: 336-344.
- von Aderkas, P., and C. Leary. 1999. Micropylar exudates in Douglas-fir – timing and volume of production. *Sexual Plant Reproduction* 11: 354-356.
- von Aderkas, P., G. Rouault, R. Wagner, S. Chiwocha and A. Roques. 2005a. Multinucleate storage cells in Douglas-fir (*Pseudotsuga menziesii* (Mirbel) Franco) and the effect of seed parasitism by the chalcid *Megastigmus spermotrophus* Wachtl. *Heredity* 94: 616-622.
- von Aderkas, P., G. Rouault, R. Wagner, R. Rhor and A. Roques. 2005b. Seed parasitism redirects ovule development in Douglas-fir. *Proceedings of the Royal Society B: Biological Sciences* 272: 1491-1496.
- von Rudloff, E. 1972. Chemosystematic studies in the genus *Pseudotsuga*. 1. Leaf oil analysis of the coastal and Rocky Mountain varieties of the Douglas-fir. *Canadian Journal of Botany* 50: 1025-1040.
- Wang, X.-Q., D.C. Tank and T. Sang. 2000. Phylogeny and divergence times in Pinaceae: Evidence from three genomes. *Molecular Biology and Evolution* 17: 773-781.

- Webber, J.E., and R.A. Painter. 1996. Douglas-fir Pollen Management Manual, 2nd ed. British Columbia Ministry of Forests, Research Branch, Working Paper 02/1996. Victoria, B.C. 91 pp.
- White, T.L., and K.K. Ching. 1985. Provenance study of Douglas-fir in the Pacific Northwest region. IV. Field performance at age 25 years. *Silvae Genetica* 34: 84-90.
- Winter, L.E., L.B. Brubaker, J.F. Franklin, E.A. Miller and D.Q. DeWitt. 2002a. Canopy disturbances over the five-century lifetime of an old-growth Douglas-fir stand in the Pacific Northwest. *Canadian Journal of Forest Research* 32: 1057-1070.
- Winter, L.E., L.B. Brubaker, J.F. Franklin, E.A. Miller and D.Q. DeWitt. 2002b. Initiation of an old-growth Douglas-fir stand in the Pacific Northwest: A reconstruction from tree-ring records. *Canadian Journal of Forest Research* 32: 1039-1056.
- Woods, J.H., D. Kolotelo and A.D. Yanchuk. 1995. Early selection of coastal Douglas-fir in a farm-field test environment. *Silvae Genetica* 44: 178-186.
- Yanchuk, A.D. 1996. General and specific combining ability from disconnected partial diallels of coastal Douglas-fir. *Silvae Genetica* 45: 37-45.
- Zhang, C., R. Timmis and W.S. Hu. 1999. A neural network based pattern recognition system for somatic embryos of Douglas-fir. *Plant Cell, Tissue and Organ Culture* 56: 25-35.

QUESTIONNAIRE TO RETURN TO THE OECD

This is one of a series of OECD Consensus Documents that provide information for use during regulatory assessment of particular micro-organisms, or plants, developed through modern biotechnology. The Consensus Documents have been produced with the intention that they will be updated regularly to reflect scientific and technical developments.

Users of Consensus Documents are invited to submit relevant new scientific and technical information, and to suggest additional related areas that might be considered in the future.

The questionnaire is already addressed (see reverse). **Please mail or fax this page (or a copy) to the OECD, or send the requested information by E-mail:**

**OECD Environment Directorate
Environment, Health and Safety Division
2, rue André-Pascal
75775 Paris Cedex 16, France**

**Fax: (33-1) 45 24 16 75
E-mail: ehscont@oecd.org**

For more information about the Environment, Health and Safety Division and its publications (most of which are available electronically at no charge), consult <http://www.oecd.org/ehs/>

- =====
1. Did you find the information in this document useful to your work?
 Yes No

 2. What type of work do you do?
 Regulatory Academic Industry Other (please specify)

 3. Should changes or additions be considered when this document is updated?

 4. Should other areas related to this subject be considered when the document is updated?

Name:..... Institution or company:..... Address:..... City: Postal code: Country:..... Telephone: Fax: E-mail: Which Consensus Document are you commenting on?.....
--

FOLD ALONG DOTTED LINES AND SEAL

PLACE
STAMP
HERE

**OECD Environment Directorate
Environment, Health and Safety Division
2, rue André Pascal
75775 Paris Cedex 16
France**
