

### Germany's Aid at a glance

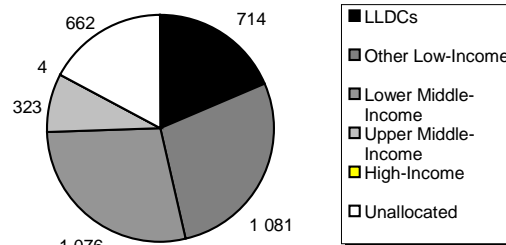
#### GERMANY

Gross Bilateral ODA, 1999-2000 average, unless otherwise shown

Net ODA	1999	2000	Change 1999/2000
Current (USD m)	5 515	5 030	-8.8%
Constant (1999 USD m)	5 515	5 838	5.9%
In Euro (million)	5 176	5 458	5.4%
ODA/GNI	0.26%	0.27%	
Bilateral share	59%	53%	
<b>Net Official Aid (OA)</b>			
Current (USD m)	729	647	-11.2%

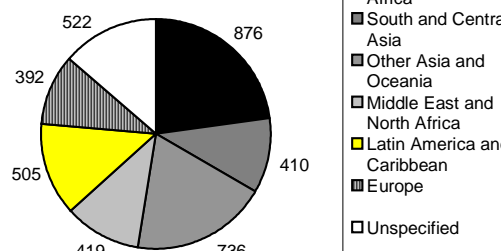
#### By Income Group (USD m)

Clockwise from top

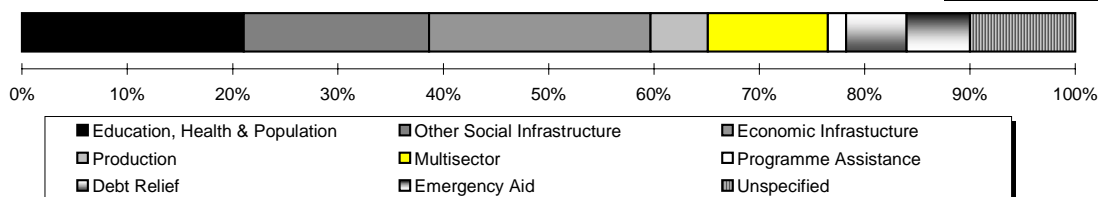


Top Ten Recipients of Gross ODA/OA (USD million)	
1 China	354
2 India	158
3 Indonesia	130
4 Turkey	128
5 Yugoslavia (incl. Kosovo)	109
6 Egypt	102
7 Zambia	89
8 Bosnia and Herzegovina	79
9 Peru	73
10 Russia (OA)	72

#### By Region (USD m)



#### By Sector



Source: OECD

**Net ODA from DAC countries in 2000 (preliminary data)**

