

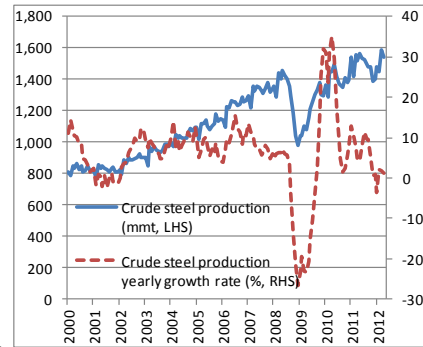
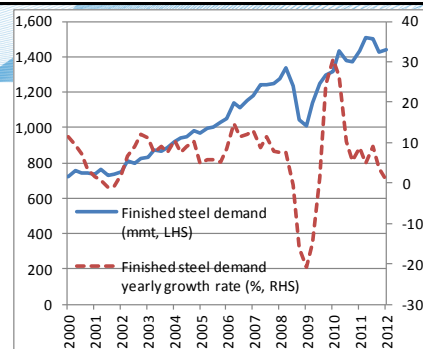


Trends in the global steel market

DSTI/SU/SC(2012)10
72nd Steel Committee Meeting
Paris
31 May-1 June 2012

Global steel market Q1 2012

- Global finished steel consumption
 - 1489 mmt, annualized
 - +0.6% compared to Q1 2011
- Global crude steel production
 - 1507 mmt , annualized
 - 0.9% compared to Q1 2011



Sources : CRU for steel consumption and the World Steel Association for production

Steel market in Q1 2012 by region

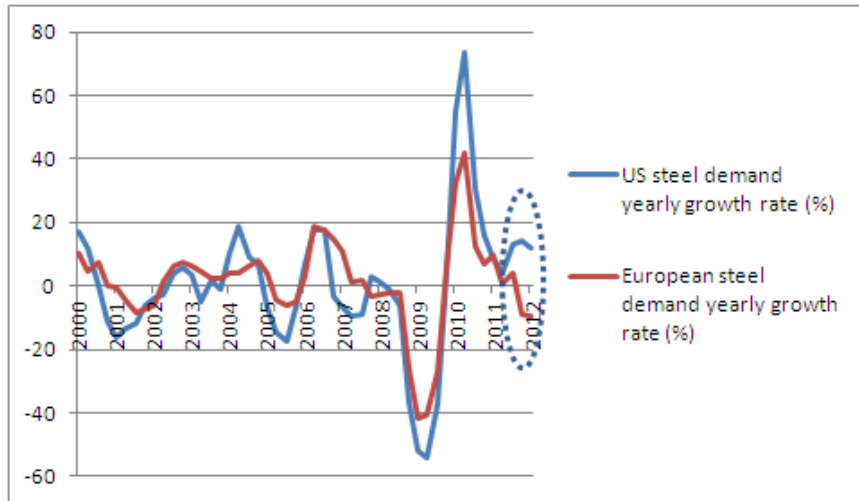
Q1 2012, Yearly growth rate, in %

	Crude steel production	Finished steel consumption
European Union	-3.9	-9.4
North america	6.7	8.2
Asia	1.5	2.0
<i>China</i>	2.5	2.5
CIS	-0.6	1.3
South America	1.4	
Africa	-5.2	
World	0.9	0.6



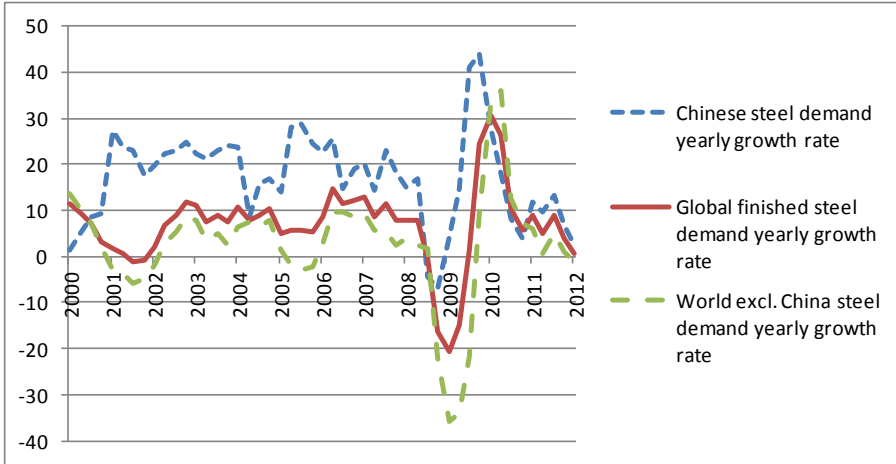
Sources : World Steel Association, CRU

US/EU: Diverging steel demand



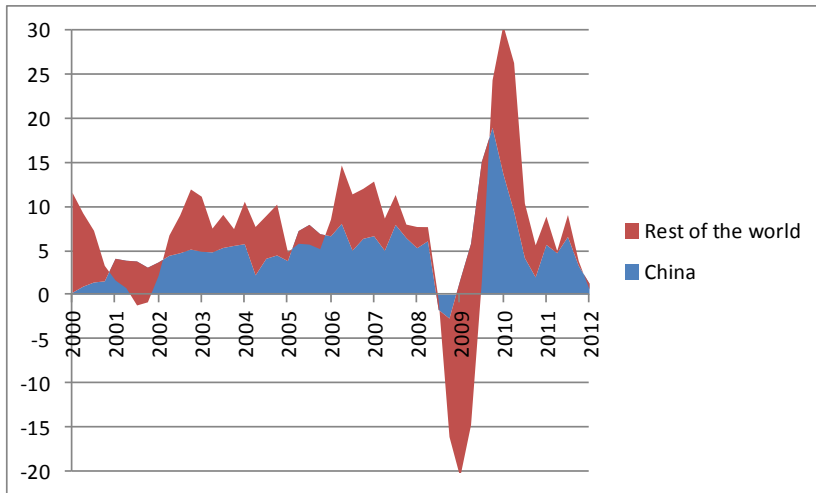
Source: CRU

World & China's ASU growth rates



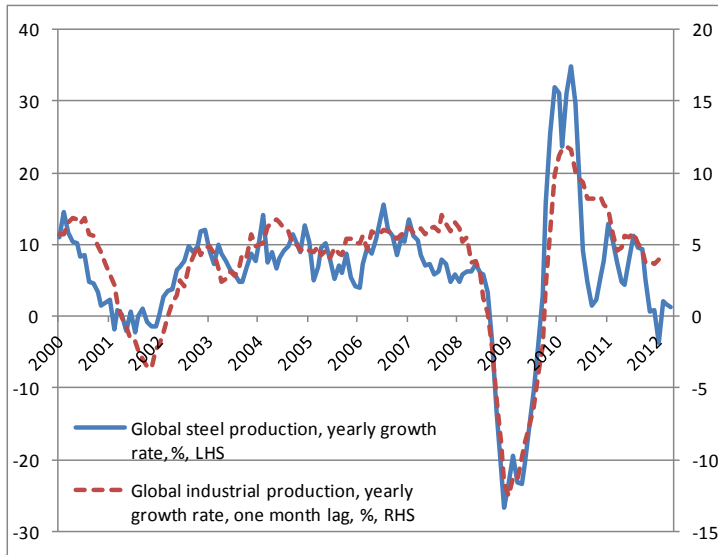
Source: CRU

Contributions to global ASU growth



Source: CRU

Global industrial and steel production



Thank you

