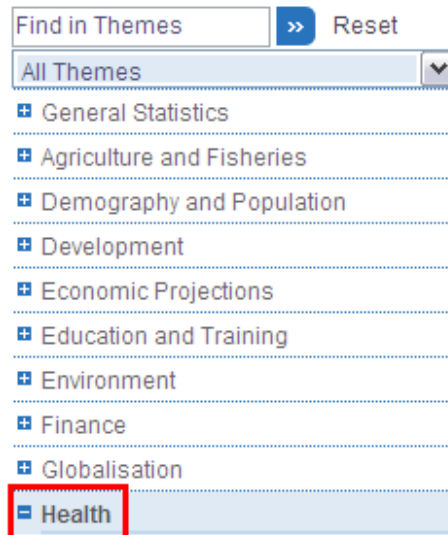




OECD Health Statistics 2020 How to create tables in OECD.Stat

1. To access the online Health database, go to **OECD.Stat** via <http://stats.oecd.org/Index.aspx>.
2. Go to the theme **Health** in the list displayed on the left and click to access all datasets. You can also access all data series in OECD.Stat via <https://oe.cd/ds/health-statistics>.



3. To **access the data tables from OECD Health Statistics 2020**, go into the datasets (for instance Non-Medical Determinants of Health, see example below), and click on a pre-defined query (for instance Body weight).

	<p>➡ The data table will automatically appear with predefined parameters (selection of all countries, all years, and all units for this chapter).</p>
---	--

4. To **modify the parameters**, click on **Customise > Selection**, and then on **Variable, Unit, Country** or **Year**, and click on **View data** once done. You can also export your selection directly into Excel (Export > Excel).

D.StatExtracts
Databases available via OECD's iLibrary

Export into Excel or other formats

Non-Medical Determinants of Health

Customise Export Draw chart My Queries

Selection... Variable [19 / 11]
Layout Unit [18 / 12]
Table options Country [34 / 41]
Variable Year [12]

Customise selection

		Year				
		2000	2001	2002	2003	2004
Unit	Country					
Liters per capita (15+)	Australia	10.2	9.9	10.4	10.2	10.2
	Austria	13.7	12.8	12.8	12.7	12.3
	Belgium	(b) 12.3	10.3	9.9	9.5	9.1
	Canada	7.6	7.6	7.7	7.7	7.3
	Chile	6.5	6.6	5.7	6.9	7.1
	Czech Republic	11.8	11.8	11.9	12.1	11.1
	Denmark	(b) 13.1	13.1	13.1	13	12.1
	Estonia	12	12	12.1
	Finland	8.8	9	9.2	9.3	9.1
	France	14	14.2	13.9	13.4	13.1
	Germany	12.9	12.5	12.3	11.9	11.1
	Greece	(b) 11.1	10.6	11.1	10.7	10.1

5. To move the dimensions and change the table's layout, go to **Customise > Layout**, and click on the arrows to add/remove dimensions and to reorganise them, then click on **View Data** once done.


Customise Export

Selection... >

Layout

Table options

6. **Additional information** is available by clicking on **Export > Related files** from the top menu bar. You will find there PDF files available for download, such as **detailed information on sources and methods for each indicator**.

Note that access to the **Definitions, Sources and Methods** for each indicator is available via the icons , displayed at chapter and variable levels.

Export Draw chart


Excel

Text file (CSV)

PC-axis

SDMX (XML)

Related files

 For any questions on the database or how to access it, please contact the OECD Health Division at health.contact@oecd.org.