



Agencia Nacional de
Infraestructura

OECD WEBINAR: MANAGEMENT OF ONGOING INFRASTRUCTURE CONTRACTS

Diego Alejandro Morales
*Planning, Risk and
Environment Vice-president*

27 May 2020

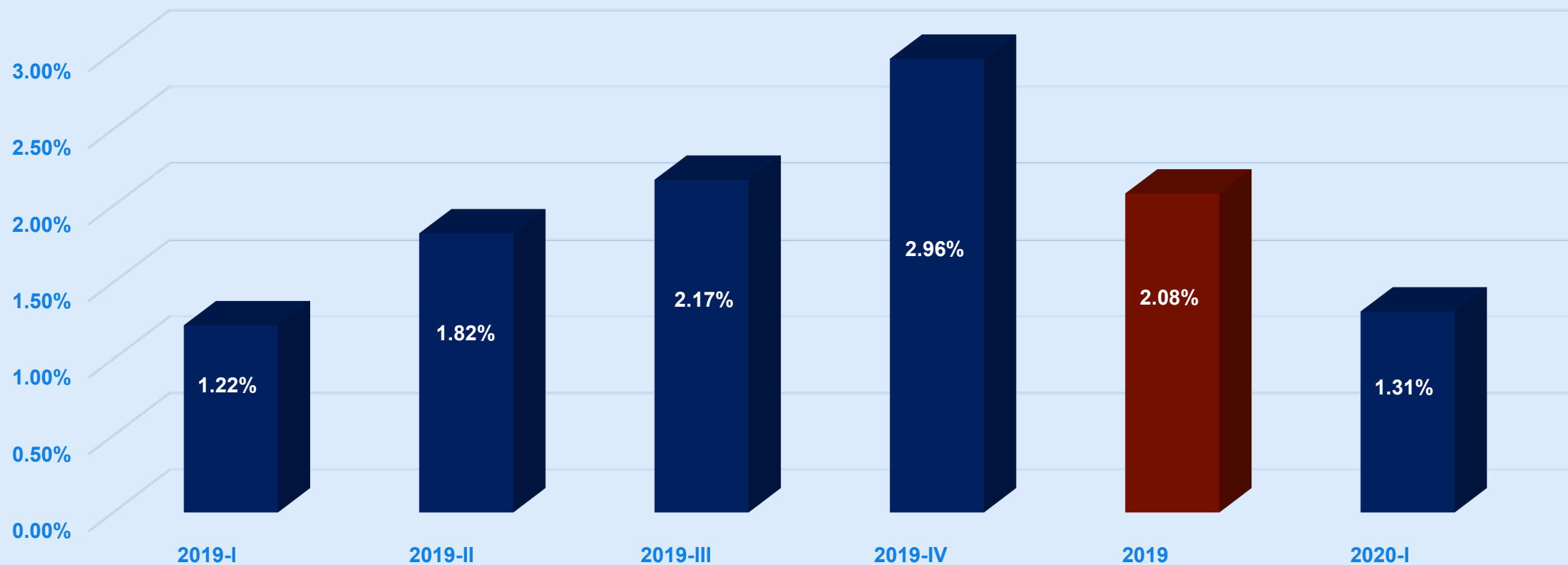


La movilidad
es de todos

Mintransporte

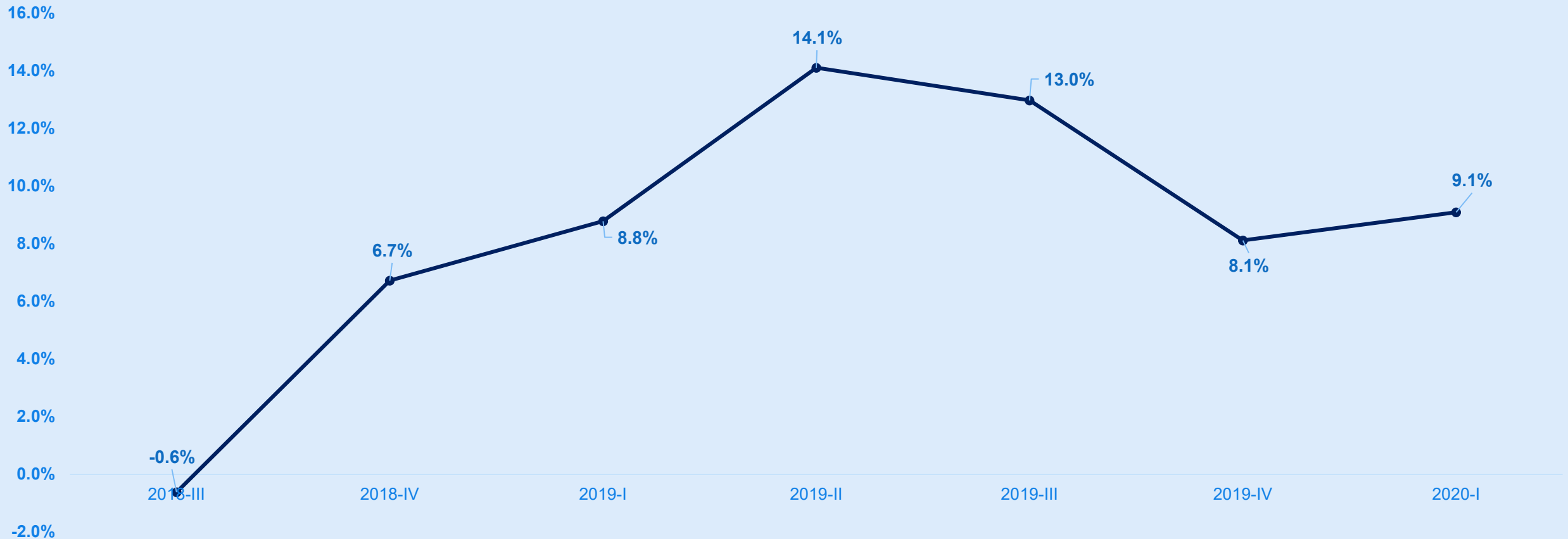
ECONOMIC AND SOCIAL IMPACT: SECTOR OBJECTIVES

In 2019, the GDP *Road construction and other engineering works* ratio was 2,08%. In 2020 first quarter, the above-mentioned ratio was 1,31%.



ECONOMIC AND SOCIAL IMPACT: SECTOR OBJECTIVES

Between 2018-III and 2020-I, the sub sector quarter GDP growth has multiplied by 15,2.



In 2019, the sub sector grew up 11,0%

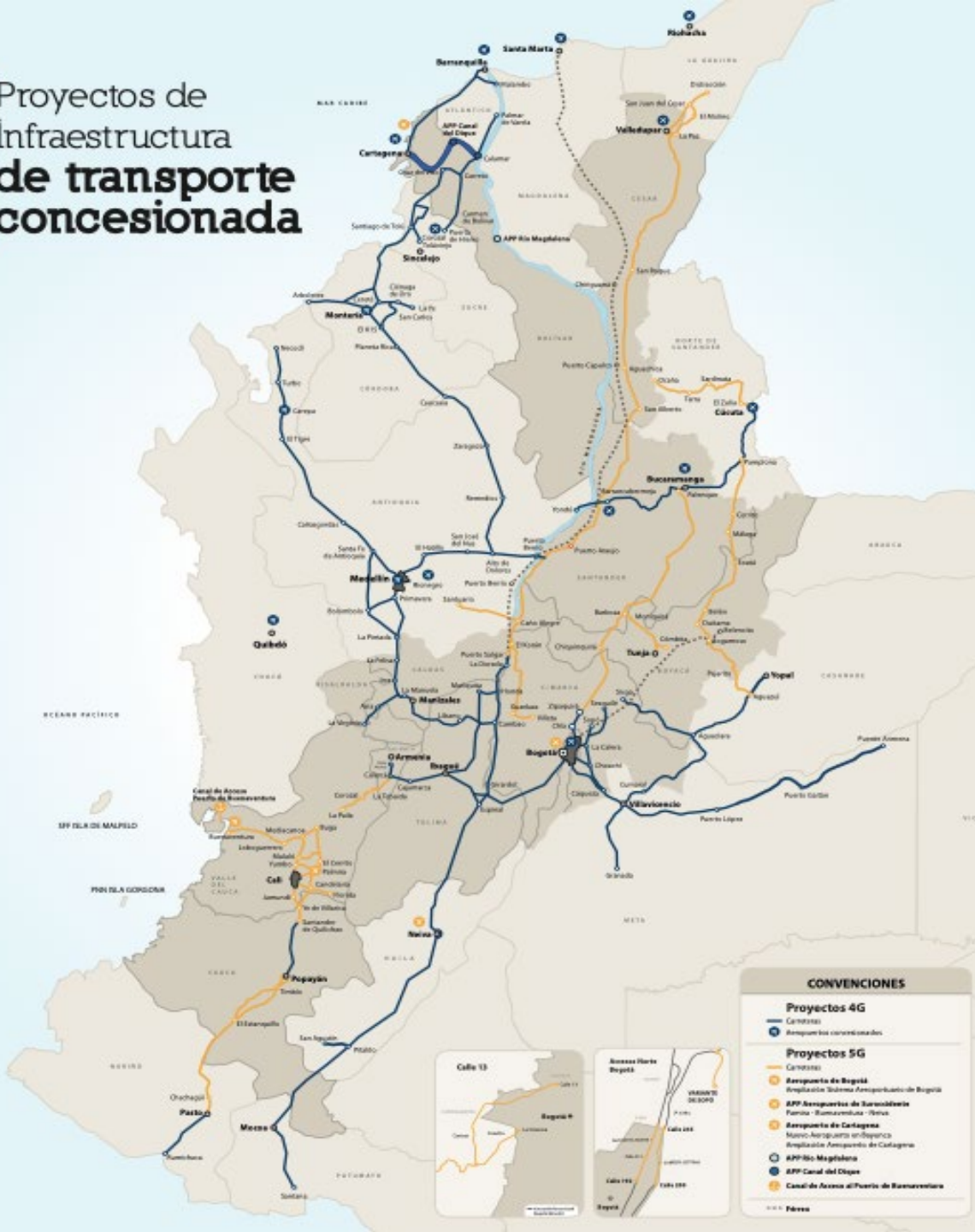


La movilidad
es de todos

Mintransporte



Proyectos de Infraestructura de transporte concesionada



5G – First wave

Road Projects	CAPEX
IP ALO Sur	\$ 0,66 Bn
Accesos Norte II	\$ 1,27 Bn
Accesos Cali - Palmira	\$ 1,16 Bn
Buga – Loboguerrero - Buenaventura	\$ 2,45 Bn
Puerto Salgar - Barrancabermeja	\$ 1,96 Bn
Barrancabermeja – San Roque	\$ 1,63 Bn

Airport Projects	CAPEX
IP Aeropuertos de Suroccidente	\$ 1,18 Bn
IP Aeropuerto de Cartagena	\$ 0,47 Bn
IP Campo de Vuelo El Dorado	\$ 0,55 Bn
IP Nuevo Aeropuerto de Cartagena	\$ 2,92 Bn

Other Projects	CAPEX
Rio Magdalena	\$ 0,58 Bn
Canal del Dique	\$ 1,95 Bn
Dorada – Chiriguana	\$ 1,80 Bn
Canal de Acceso Buenaventura	\$ 0,24 Bn

Total investment 5G First wave	\$ 18,82 Bn
---------------------------------------	--------------------