



# MEASURING GREEN GROWTH: OECD INDICATORS

Paul Schreyer  
OECD Statistics Directorate



# BACKGROUND



# The OECD Green Growth Strategy

- Strategy delivered to OECD Ministers in 2011:
  - Towards Green Growth
  - Tools for delivering on green growth
  - Towards Green Growth:  
Measuring Progress – OECD Indicators





## Green growth – a definition

---

Green growth is about fostering **economic growth** and development while ensuring that the **natural assets** continue to provide the resources and environmental services on which our well-being relies.

To do this it must catalyse investment and innovation which will underpin sustained growth and give rise to new **economic opportunities**.



# ...what's different from Sustainable Development?

---

- SD provides important context for GG
- GG: more narrowly focused and with a strong policy component
- Green growth:
  - Emphasises *flows* and greening of growth
  - Emphasises economic opportunities: fostering innovation, investment and competition that can give rise to new sources of economic growth
  - Takes an 'optimistic' stance about of growth and resilient ecosystems



# INDICATOR FRAMEWORK



## Four dimensions

---

1. Low-carbon, resource-efficient economy:  
**Indicators of environmental and  
resource productivity**

->*IS GROWTH BECOMING GREENER?*

2. Rising productivity is not enough: often, an  
*absolute* decline in environmental pressures is  
needed to **keep the natural asset base  
intact**

->*IS THERE A RISK OF FUTURE SHOCK TO  
GROWTH?*



## Four dimensions

---

3. Capturing the direct interaction between people and the environment : **indicators of environmental quality of life**

→ *DO PEOPLE SUFFER OR BENEFIT FROM THEIR ENVIRONMENT?*

4. **Economic opportunities** from environmental considerations and **policy responses**

→ *IS GREENING OPENING UP NEW SOURCES OF GROWTH & EMPLOYMENT?*





# Indicator groups and topics

## 1 Environmental and resource productivity

- Carbon and energy productivity
- Resource productivity: materials, nutrients, water
- Multi-factor productivity

## 2 The natural asset base

- Renewable stocks: water, forest, fish resources
- Non-renewable stocks: mineral resources
- Biodiversity and ecosystems

## 3 The environmental dimension of quality of life

- Environmental health and risks
- Environmental services and amenities

## 4 Economic opportunities and policy responses

- Technology and innovation
- Environmental goods & services
- International financial flows
- Prices and transfers
- Skills and training
- Regulations and management approaches

## Socio-economic context and characteristics of growth

- Economic growth and structure
- Productivity and trade
- Labour markets, education and income
- Socio-demographic patterns



# INDICATORS POSSIBLY RELEVANT FROM DEVELOPMENT PERSPECTIVE



## Indicators relevant from development perspective (1)

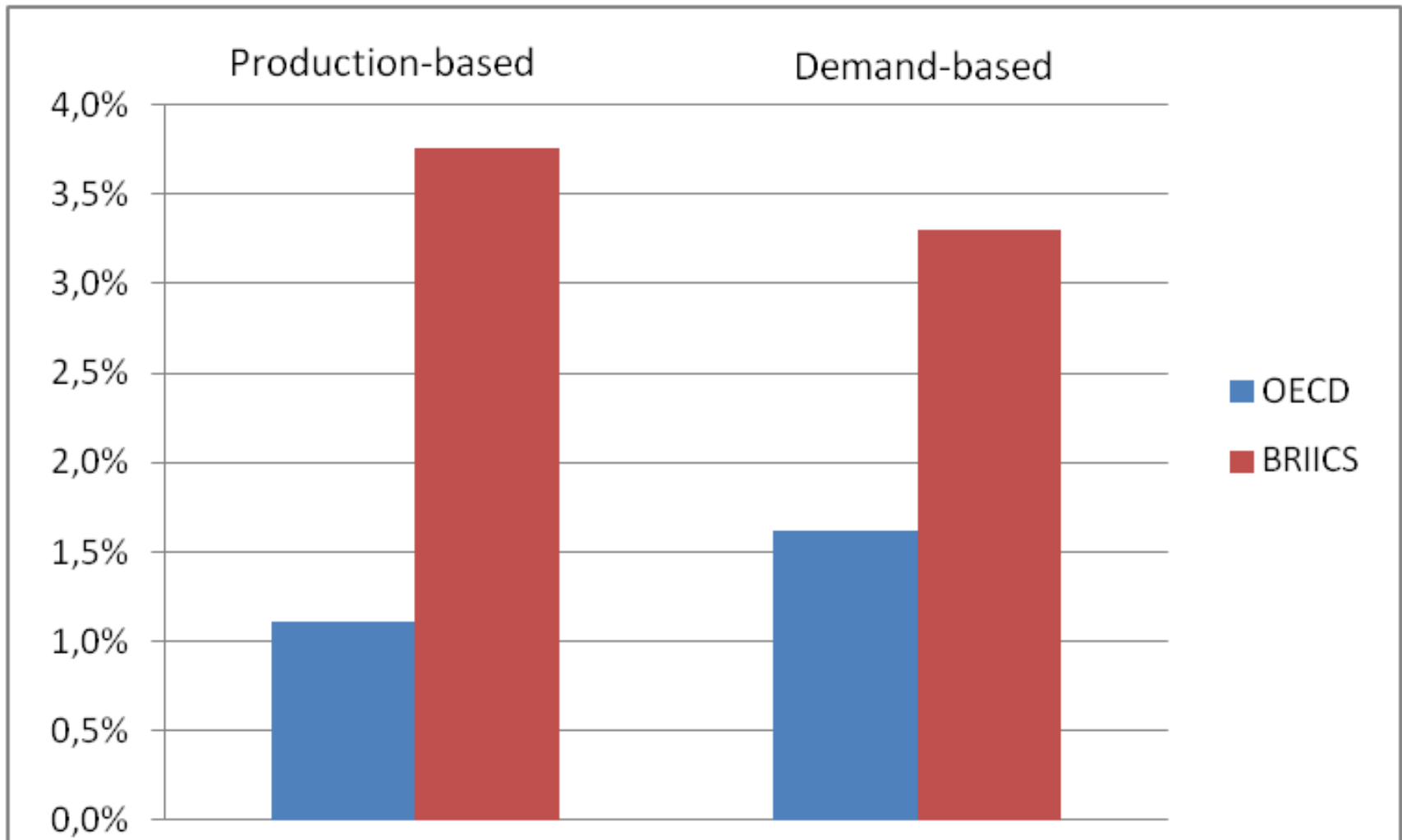
---

### *Environmental productivity:*

- A story of de-coupling
- But also: production and demand-based measures



# CO2 emissions, % change/year, 1995-2005





# Indicators relevant from development perspective (2)

---

## *Natural asset base*

- Capital measures should include natural resources
  - Mineral and energy resources
  - Soil
  - Timber
  - Aquatic resources
  - Water
- Only minority of countries monitors these assets
- Now standard measurement with SEEA
- Natural resource index



## Indicators relevant from development perspective (3)

---

- Health effects from environmental degradation
- Economic opportunities
  - Significant interest by UNEP, UNIDO and developing countries
  - Tricky to identify single relevant indicator


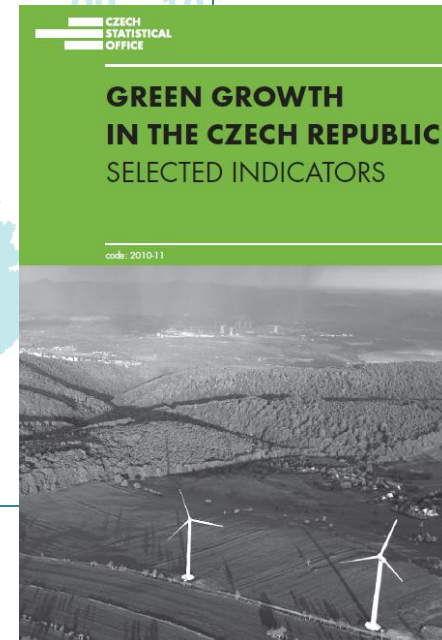


# Green Growth Indicators Framework applied in countries

Green growth indicators are **applied in countries**

- The Czech Republic, Korea, the Netherlands, Mexico, Denmark
- Work underway in Colombia, Costa Rica, Ecuador, Guatemala, Paraguay, and is planned in Peru
- Work planned in East-Asian countries.

- Feedback on policy relevance
- Exchange of experience and best practices
- Indicator improvement





---

Thank you!

