

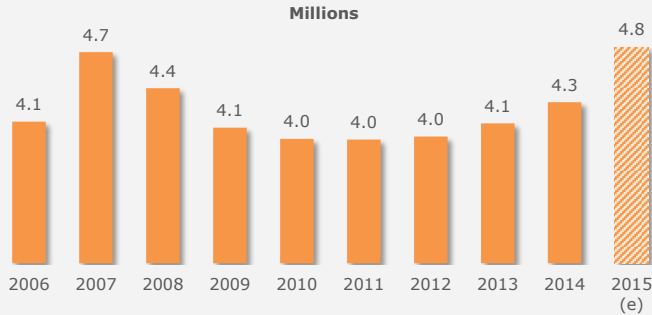


International Migration Outlook 2016

Facts & Figures



Permanent migration flows to OECD countries, 2006-15

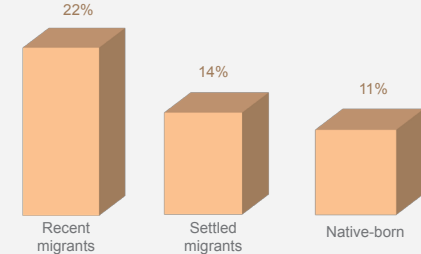


Source: OECD calculations based on national statistics.

NEET rates by place of birth, OECD average 2015



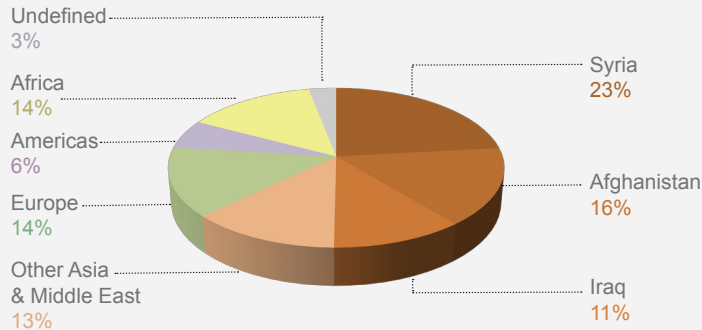
Share of the 15-24 population who is not in employment, education or training



Source: European countries and Turkey: Labour Force Surveys (Eurostat); Canada: Labour Force Survey; United States: Current Population Surveys

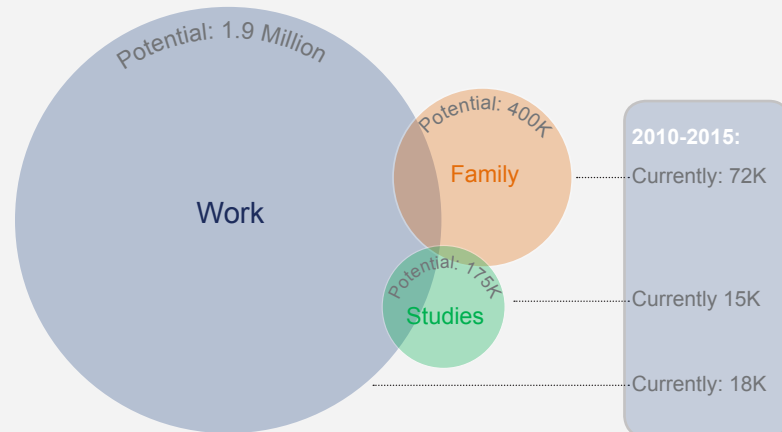
Origin of asylum seekers into OECD countries in 2015

Syria, Afghanistan and Iraq represented half of the asylum demands in OECD countries in 2015



Source: Origin of asylum demands: UNHCR.

The potential of alternative pathways for Syrians into the OECD



Source: National sources, UNHCR.