



Ministerie van Onderwijs, Cultuur en  
Wetenschap

*Blitz on dropouts: compassion and  
economical benefits?*

***Fred Voncken***  
***Director Early School Leavers***  
**Ministry of Education, Culture and  
Science, Netherlands**

**Paris, 11 February 2010**





## Introduction Early school leavers: objectives and key figures

- Lisbon objective: reducing the number of early school-leavers between the ages of 18 and 24 from 15.5% in 2002 to approx. 8% in 2010
- National objective: reducing the number of early school-leavers : from more than 70.000 in 2003 (5,7%) to 35.000 in 2012 (2,5%)



## What we are doing to reduce the number of early-school leavers

- Special attention for the transition from VMBO (pre-vocational education) to MBO (vocational education)
- More scope for 'practical-oriented students' and tailored education
- Better career orientation and guidance, study choice and counselling
- More appealing education, with sports and culture
- Twenty-thousand programmes for 'Accreditation of Prior Learning' (APL) and agreement with large employers
- More and better care at school



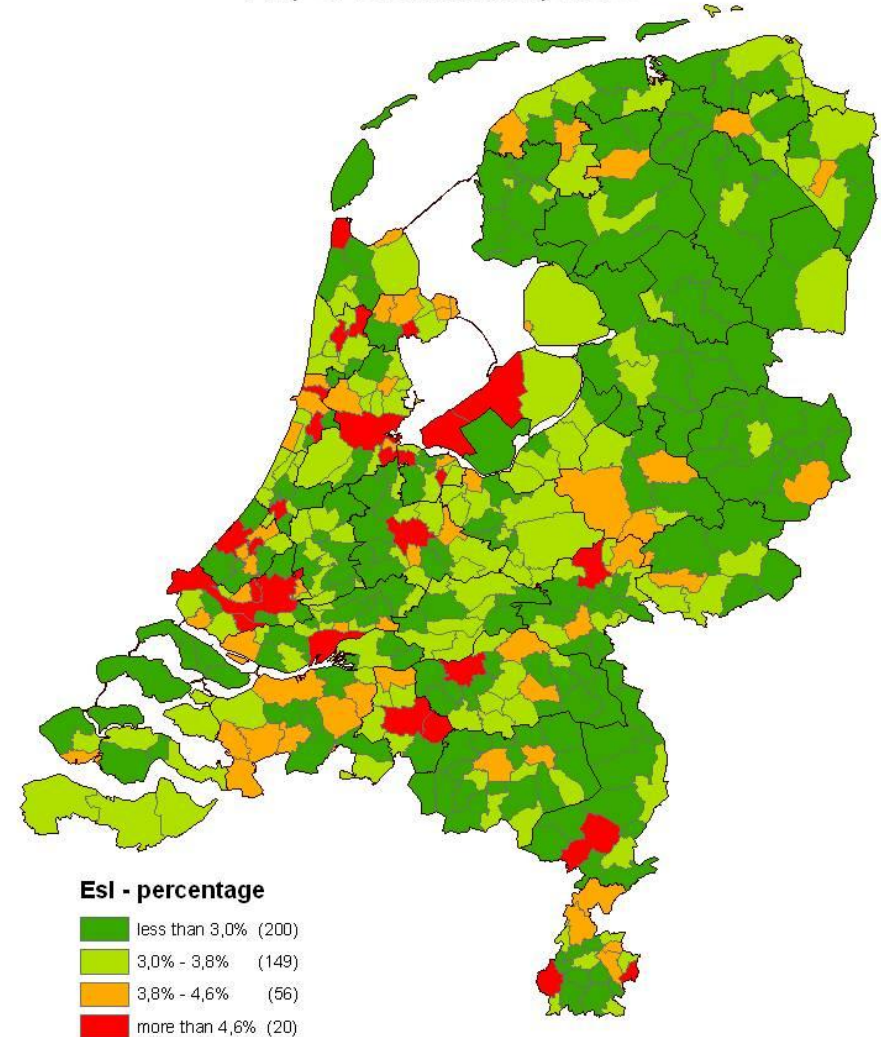
## How will we do this? (1)

Better registration, better analysis

- Introduction of 'Education Number'
- Introduction of 'Digital Counter'

## Focus on municipalities in the Netherlands

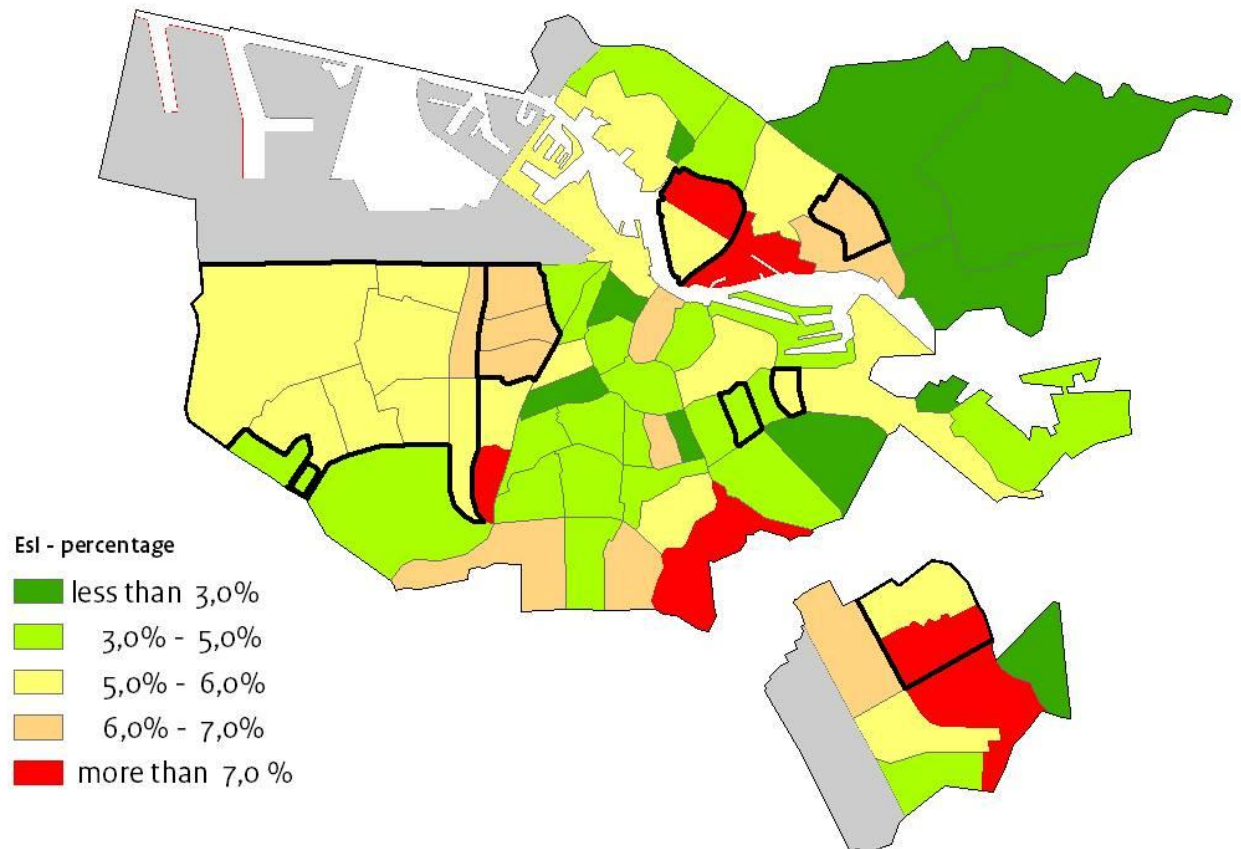
Early school-leavers 2008-2009  
Map of Dutch municipalities





# Focus on the municipality of Amsterdam

**Early school-leavers**  
Map of the municipality of Amsterdam





## How will we do this? (2)

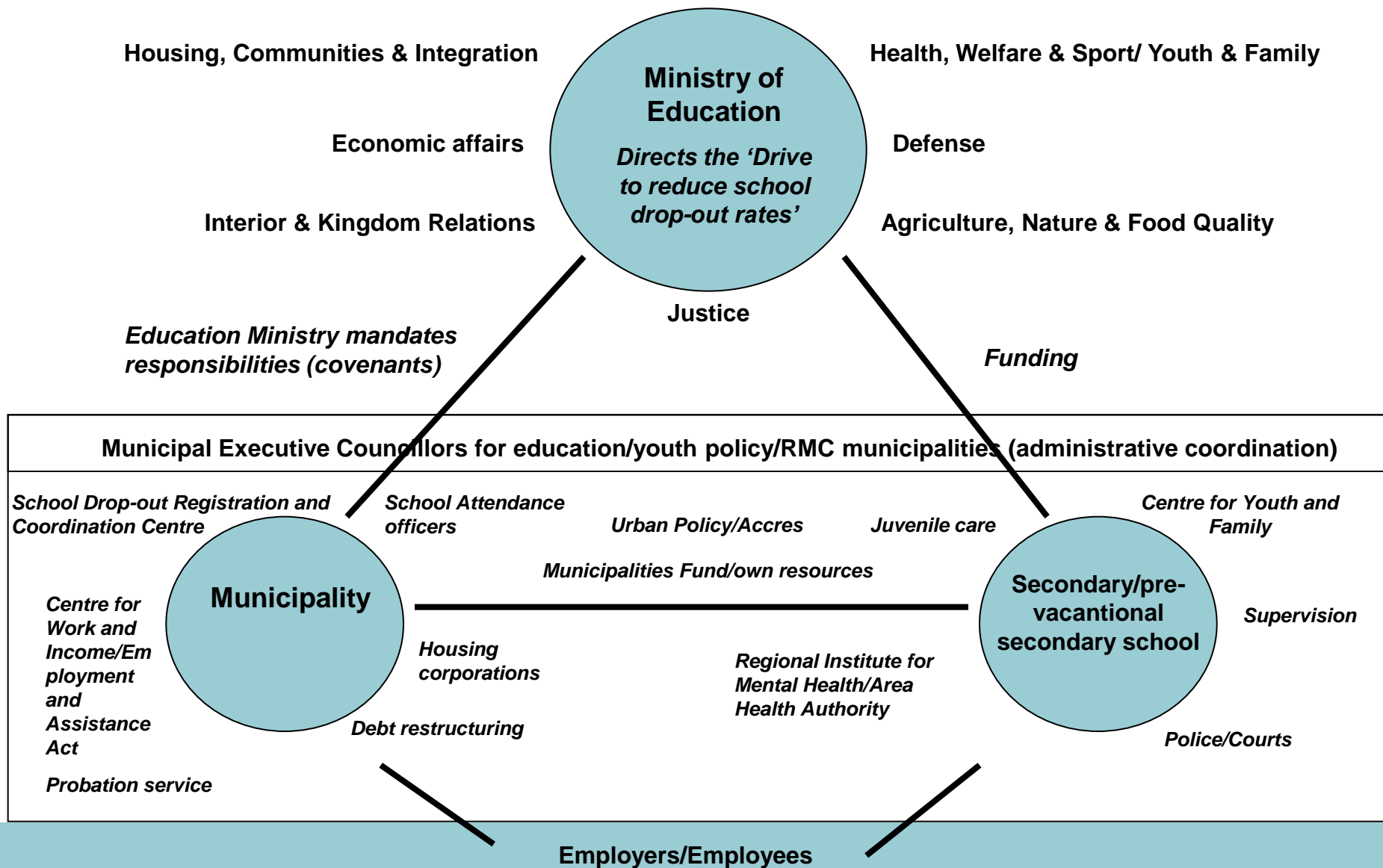
The golden triangle: state, municipalities and schools working together

- Agreements with schools and local authorities
- In 39 regions for the period 2008-2011 (convenants).
- Objective: reduce dropout rate with 10% every year until 2012.
  - › Own choice in methods to achieve objectives (menu list)
  - › Local cooperation between municipality and school and other parties
  - › No cure, no pay
- Role of the government:
  - » Facilitating, monitoring and evaluating
  - » Translate results in good practices and implement these in order to improve national approach

# Golden triangle: Regional arrangements



Social Affairs & Employment







## Monitoring and evaluation arrangements

- Monitor effects with facts and figures: naming, shaming and faming
- Evidence based experiments
- Overall design to measure the policy



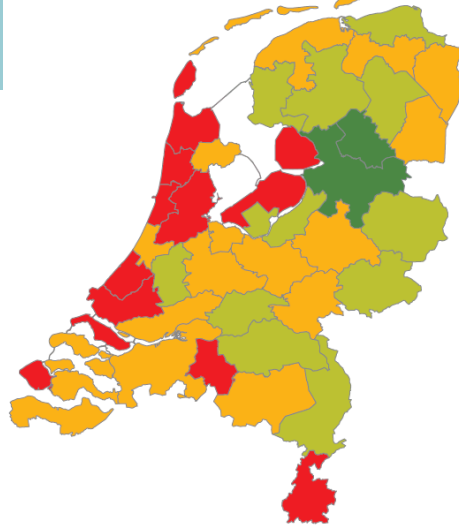
## Results schoolyear 2007-2008

Amount of new early school-leavers: 48.300  
(objective in 2012: 35.000)

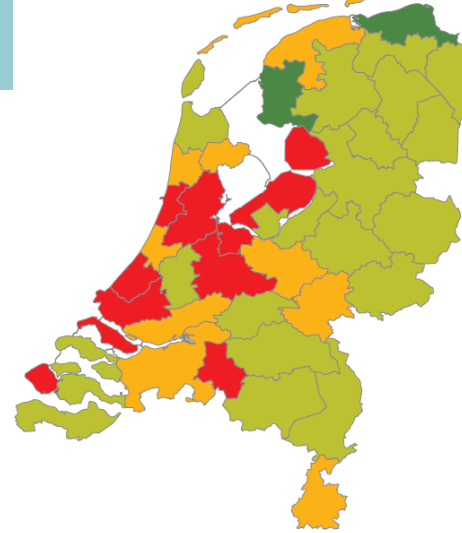
Percentage: 3,7 % (objective in 2012: 2,5 %)

	2002	2004- 2005	2005- 2006	2006- 2007	2007- 2008	2008- 2009	2009- 2010	2010- 2011
Amount	71.000	60.500	54.100	52.700	48.300	42.600		35.000
%	5.5 %	4.7 %	4.1 %	4.0%	3.7%	3.2%		2.5%

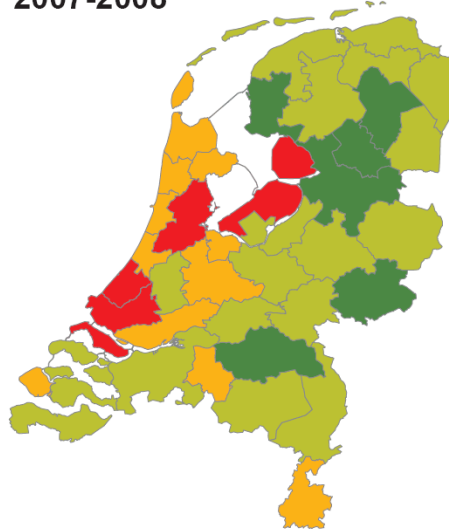
2005-2006



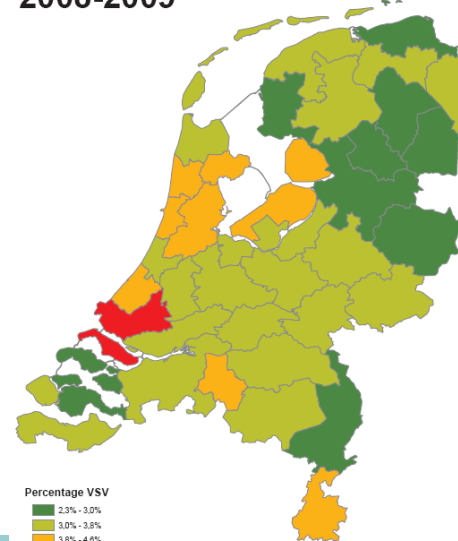
2006-2007



2007-2008



2008-2009

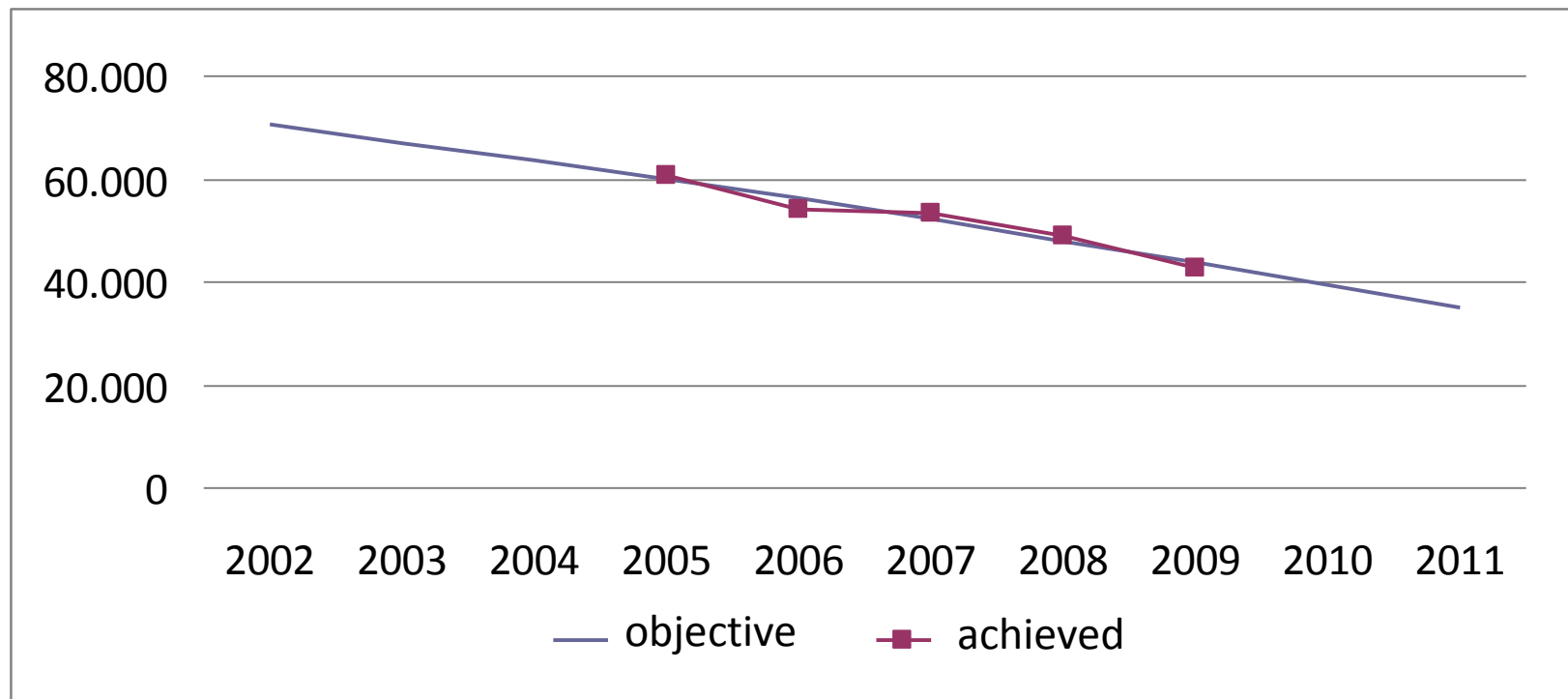


Percentage VSV

- 2.3% - 3.0%
- 3.0% - 3.8%
- 3.8% - 4.6%
- 4.6%



## The results (national objective)





## Results in international perspective

Dropout rate in 2008

EU: 16.7 %

NL: 11.4 %

(source: Eurostat, 2009)

