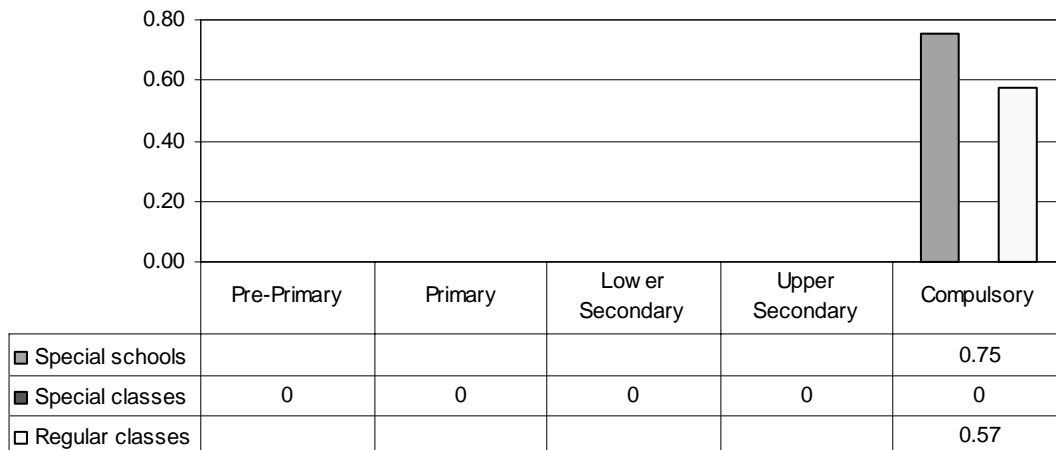


LUXEMBOURG

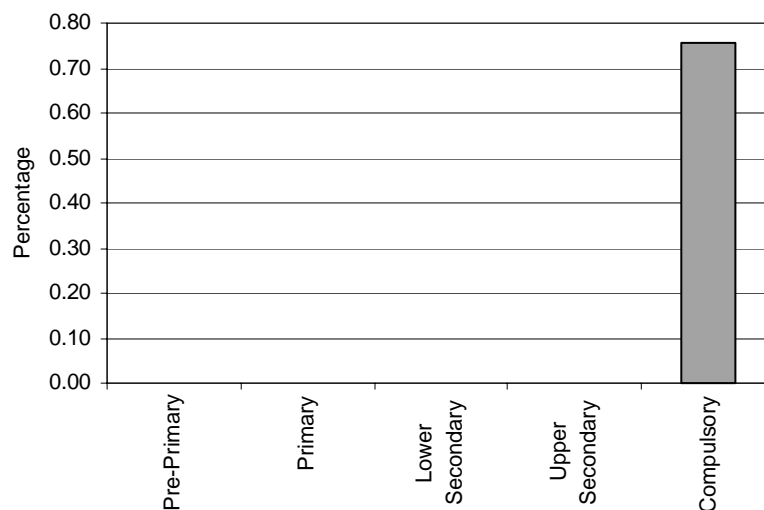
Category 1 Cross-national Category A - Developmental retardation.

Proportion of students with mental characteristic by phases of education in special schools, special classes and regular classes



Note: Special schools data in pre-primary, primary, lower secondary and upper secondary education are included in compulsory data.
Regular classes data in pre-primary, primary, lower secondary and upper secondary education are included in compulsory data.

Special Schools – Category 1. Total percentage of students with mental characteristic falling within the resource definition, by phase of education

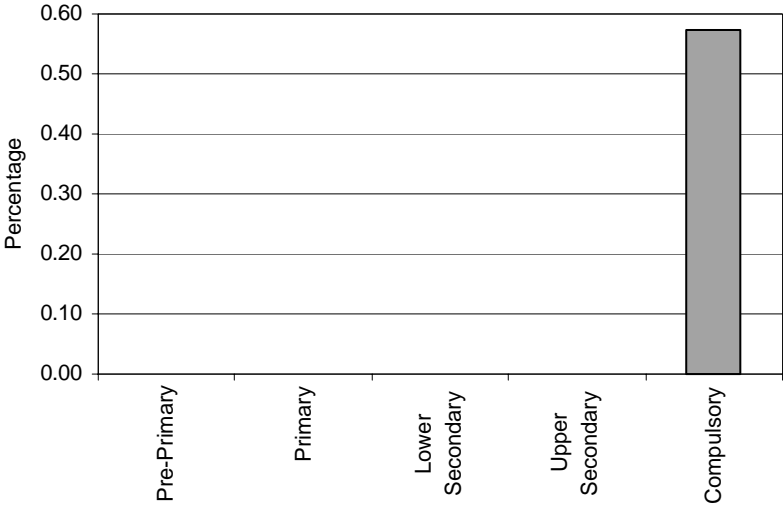


Note: Special schools data in pre-primary, primary, lower secondary and upper secondary education are included in compulsory data.

Special Classes – Category 1. Mental characteristic

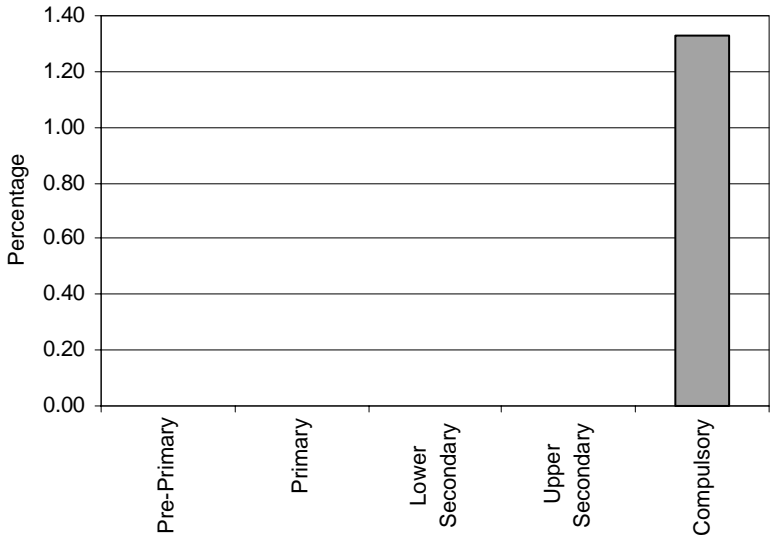
NIL

Regular classes – Category 1. Total percentage of students with mental characteristic falling within the resource definition, by phase of education



Note: Regular classes data in pre-primary, primary, lower secondary and upper secondary education are included in compulsory data.

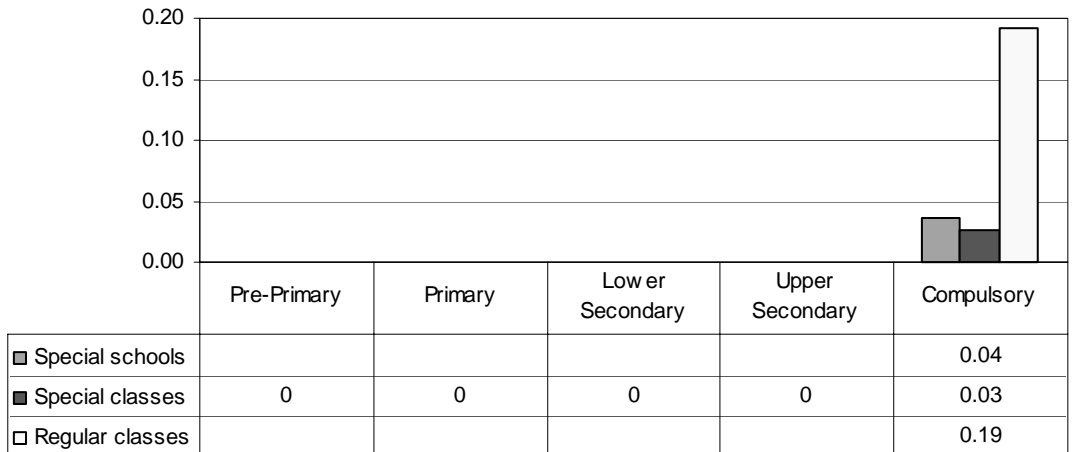
Total – Category 1. Total percentage of students with mental characteristic falling within the resource definition



Note: Special schools data in pre-primary, primary, lower secondary and upper secondary education are included in compulsory data. Regular classes data in pre-primary, primary, lower secondary and upper secondary education are included in compulsory data.

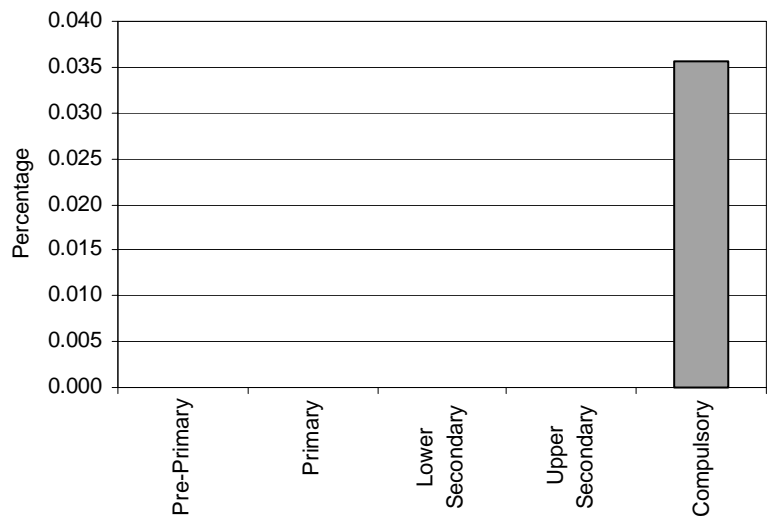
Category 2 Cross-national Category A - Behavioural problems. Hyperactivity. Aggressiveness.

Proportion of students who are emotional disturbed by phases of education in special schools, special classes and regular classes



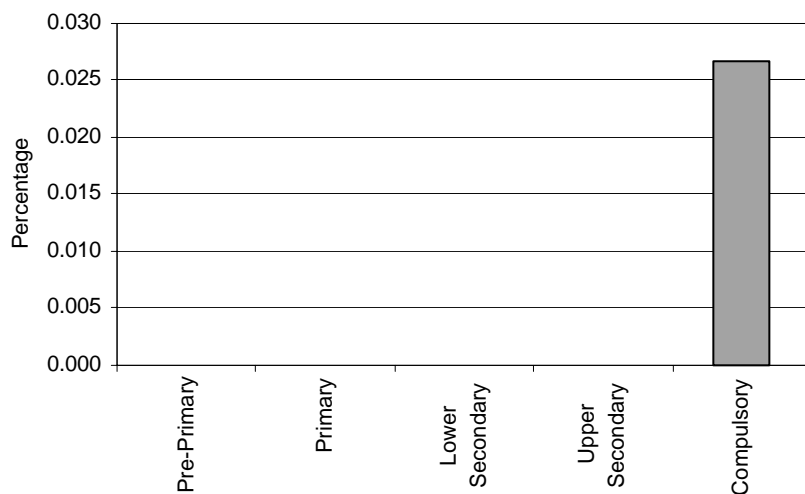
Note: Special schools data in pre-primary, primary, lower secondary and upper secondary education are included in compulsory data.
Regular classes data in pre-primary, primary, lower secondary and upper secondary education are included in compulsory data.

Special Schools – Category 2. Total percentage of students who are emotional disturbed falling within the resource definition, by phase of education

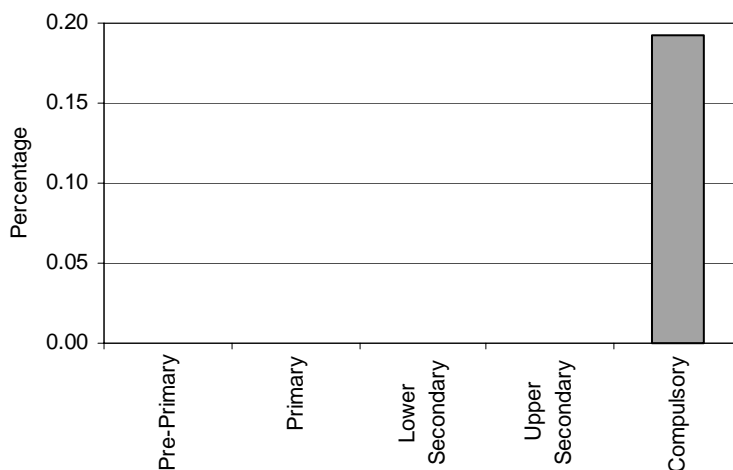


Note: Special schools data in pre-primary, primary, lower secondary and upper secondary education are included in compulsory data.

Special Classes – Category 2. Total percentage of students who are emotional disturbed falling within the resource definition, by phase of education

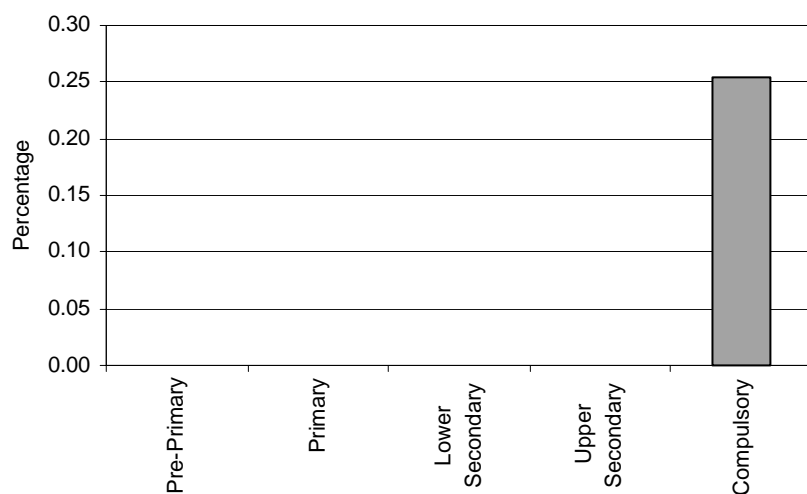


Regular Classes – Category 2. Total percentage of students who are emotional disturbed falling within the resource definition, by phase of education



Note: Regular classes data in pre-primary, primary, lower secondary and upper secondary education are included in compulsory data.

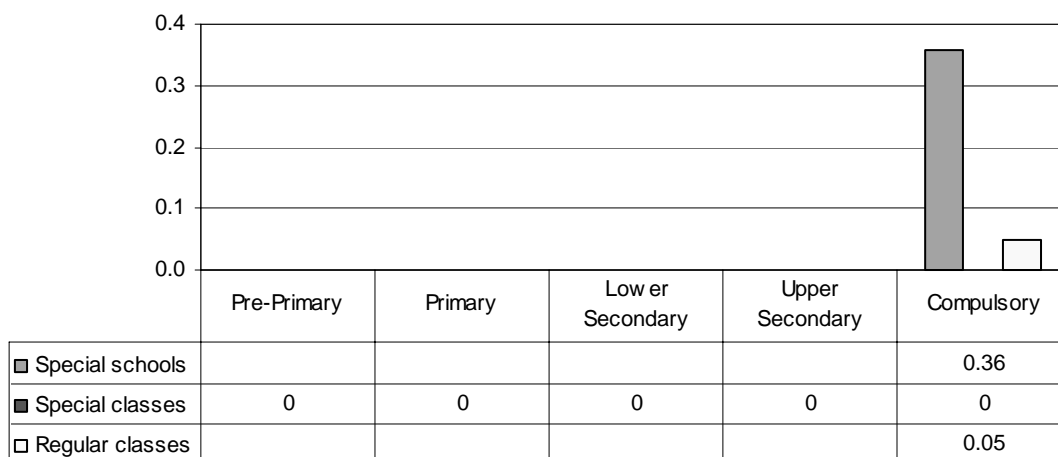
Total – Category 2. Total percentage of students who are emotional disturbed falling within the resource definition



Note: Special schools data in pre-primary, primary, lower secondary and upper secondary education are included in compulsory data.
Regular classes data in pre-primary, primary, lower secondary and upper secondary education are included in compulsory data.

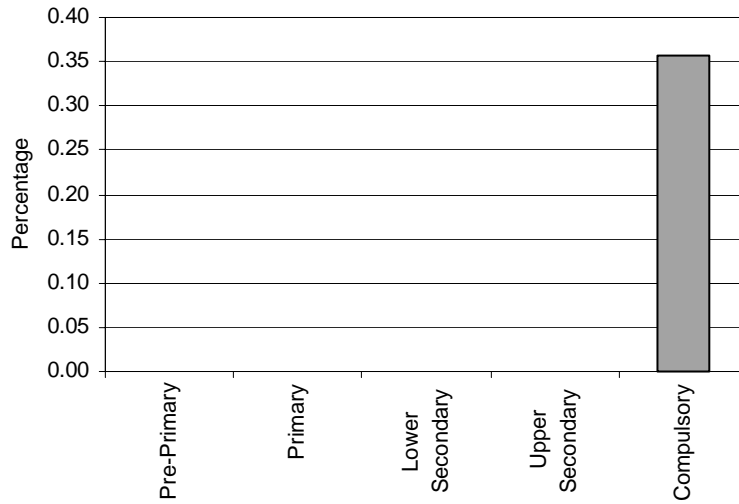
Category 3 Cross-national Category A - Visual impairment. Speech impairment.

Proportion of students with sensory characteristic by phases of education in special schools, special classes and regular classes



Note: Special schools data in pre-primary, primary, lower secondary and upper secondary education are included in compulsory data.
Regular classes data in pre-primary, primary, lower secondary and upper secondary education are included in compulsory data.

Special Schools – Category 3. Total percentage of students with sensory characteristics falling within the resource definition, by phase of education

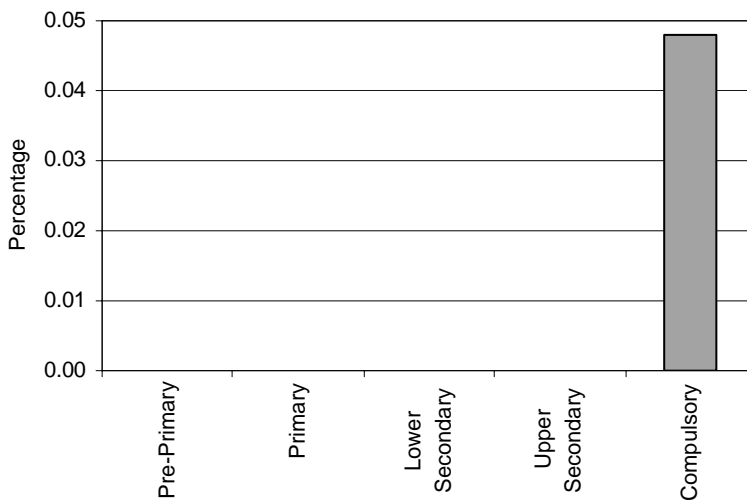


Note: Special schools data in pre-primary, primary, lower secondary and upper secondary education are included in compulsory data.
Regular classes data in pre-primary, primary, lower secondary and upper secondary education are included in compulsory data.

Special Classes – Category 3. Sensory characteristic

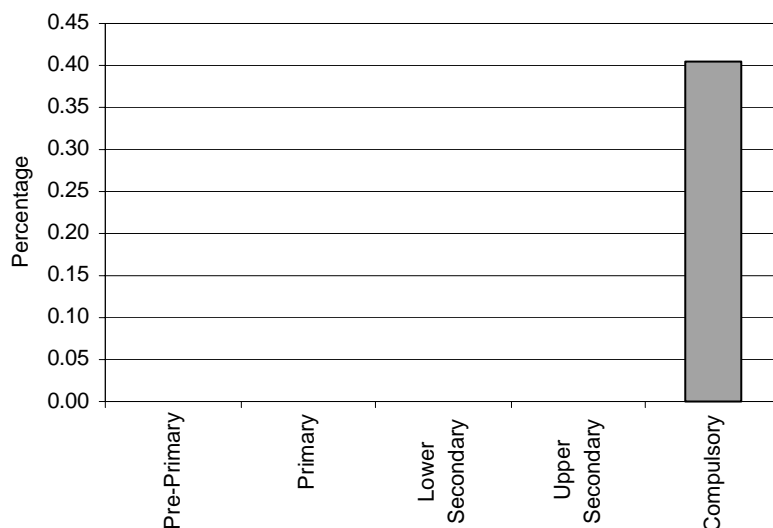
NIL

Regular Classes – Category 3. Total percentage of students with sensory characteristics falling within the resource definition, by phase of education



Note: Regular classes data in pre-primary, primary, lower secondary and upper secondary education are included in compulsory data.

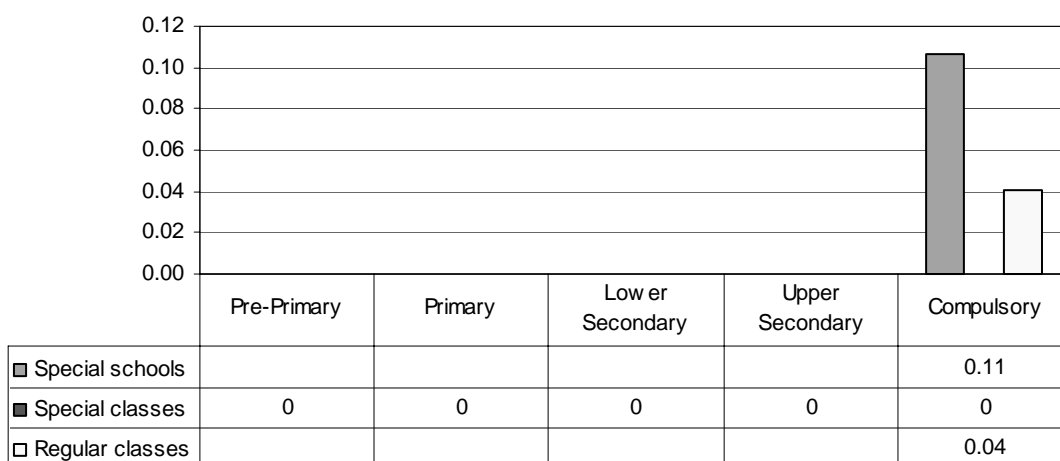
Total – Category 3. Total percentage of students with sensory characteristics falling within the resource definition



Note: Special schools data in pre-primary, primary, lower secondary and upper secondary education are included in compulsory data.
Regular classes data in pre-primary, primary, lower secondary and upper secondary education are included in compulsory data.

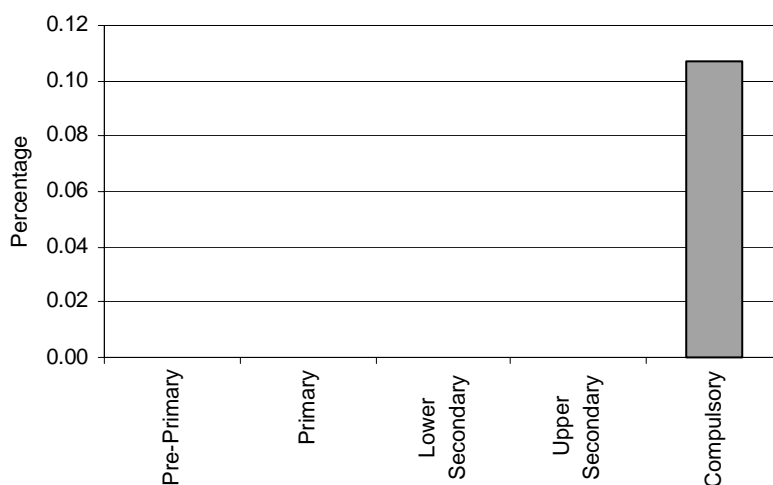
Category 4 Cross-national Category A - Cerebral disability.

Proportion of students with motor characteristic by phases of education in special schools, special classes and regular classes



Note: Special schools data in pre-primary, primary, lower secondary and upper secondary education are included in compulsory data.
Regular classes data in pre-primary, primary, lower secondary and upper secondary education are included in compulsory data.

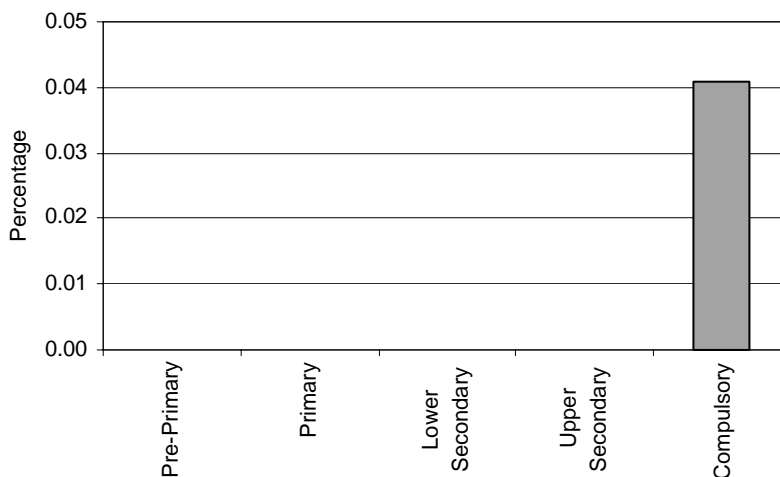
Special Schools – Category 4. Total percentage of students with motor characteristics falling within the resource definition, by phase of education



Note: Special schools data in pre-primary, primary, lower secondary and upper secondary education are included in compulsory data.

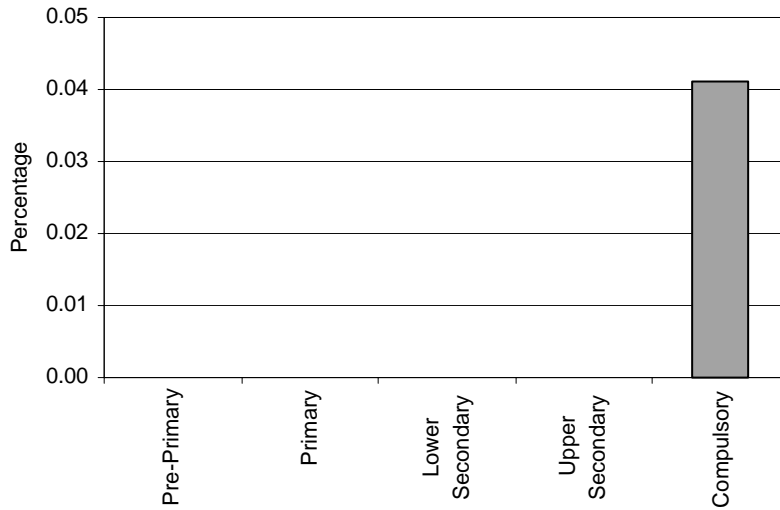
Special Classes – Category 4. Motor characteristic
NIL

Regular Classes – Category 4. Total percentage of students with motor characteristics falling within the resource definition, by phase of education



Note: Special schools data in pre-primary, primary, lower secondary and upper secondary education are included in compulsory data.
Regular classes data in pre-primary, primary, lower secondary and upper secondary education are included in compulsory data.

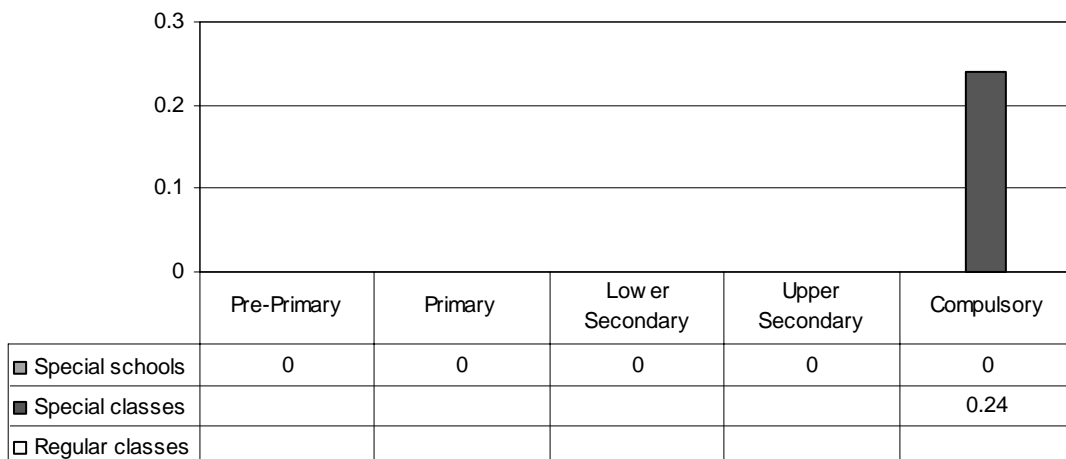
Total – Category 4. Total percentage of students with motor characteristics falling within the resource definition



Note: Special schools data in pre-primary, primary, lower secondary and upper secondary education are included in compulsory data.
Regular classes data in pre-primary, primary, lower secondary and upper secondary education are included in compulsory data.

Category 5 Cross-national Category C - Children from socially low established families. Children from minorities.

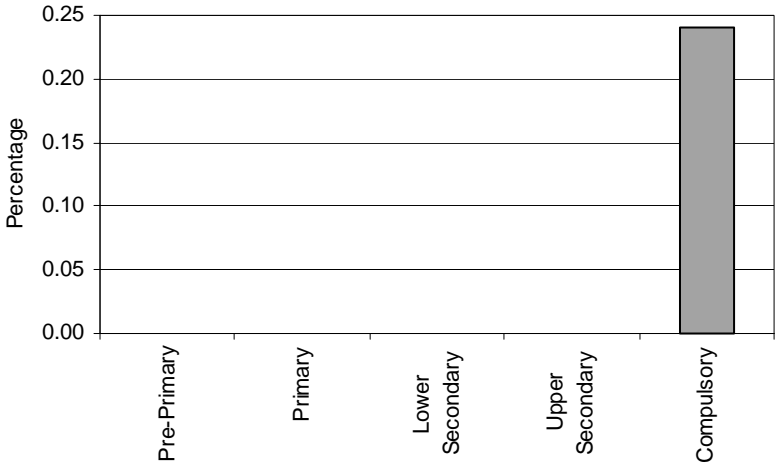
Proportion of students with social impairments by phases of education in special schools, special classes and regular classes



Note: Special classes data in pre-primary, primary, lower secondary and upper secondary education are included in compulsory data.
Regular classes data are missing.

Special Schools – Category 5. Social impairment
NIL

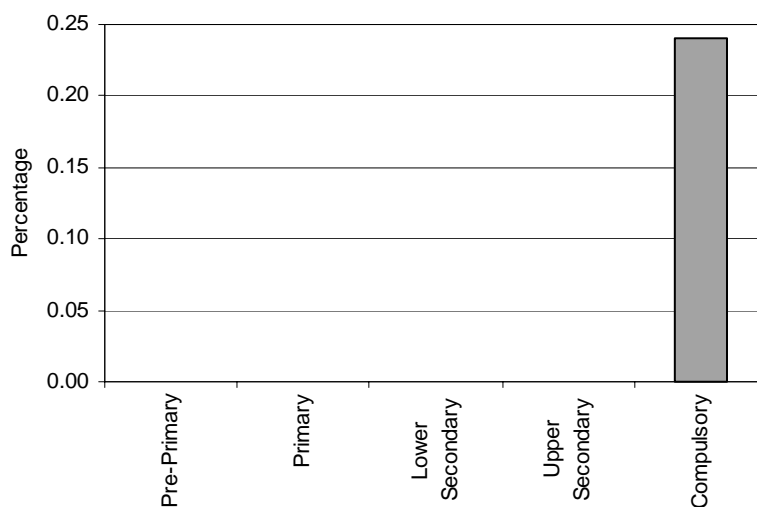
Special Classes – Category 5. Total percentage of students with social impairments falling within the resource definition, by phase of education



Note: Special classes data in pre-primary, primary, lower secondary and upper secondary education are included in compulsory data.

Regular Classes – Category 5. Social impairment
MISSING

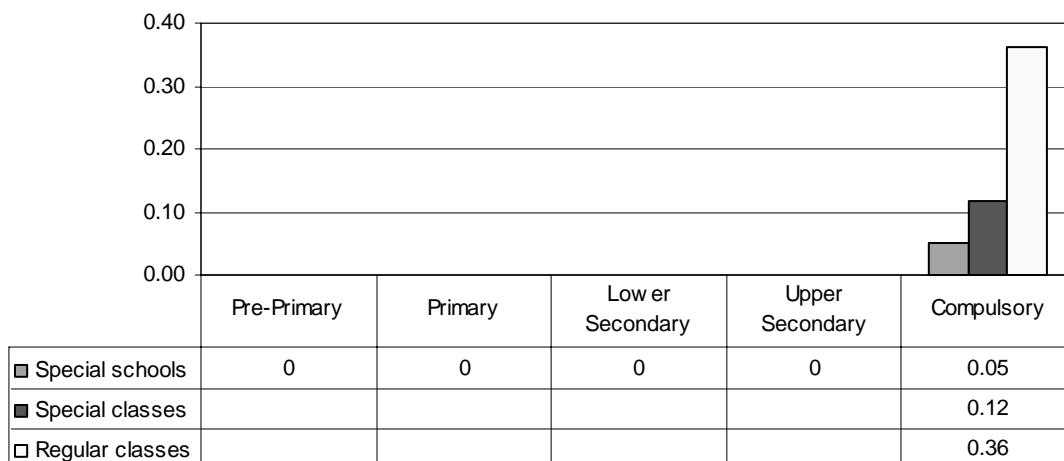
Total – Category 5. Total percentage of students with social impairments falling within the resource definition



Note: Special classes data in pre-primary, primary, lower secondary and upper secondary education are included in compulsory data.
Regular classes data are missing.

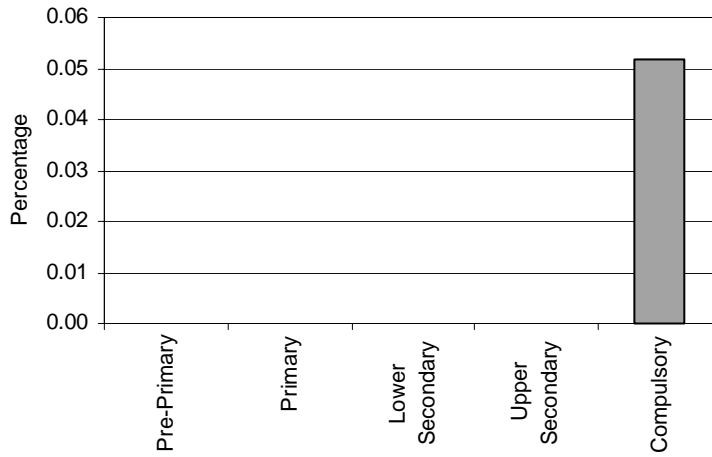
Category 6 Cross-national Category B – Dyslexia. Dyscalculia.

Proportion of students with learning difficulties by phases of education in special schools, special classes and regular classes

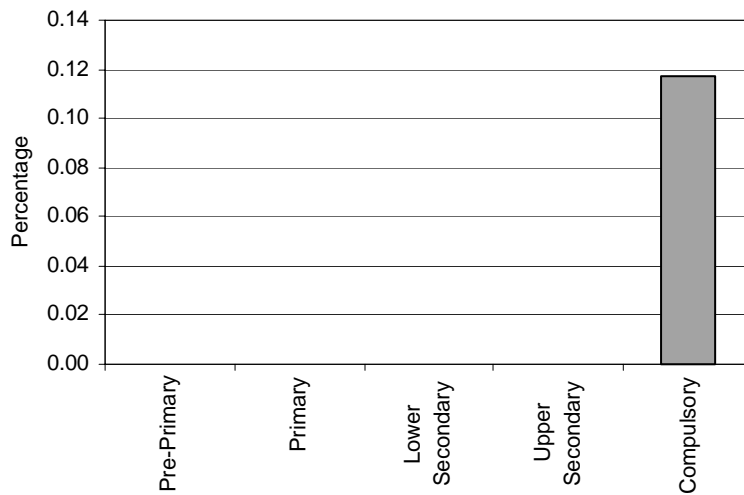


Note: Special classes data in pre-primary, primary, lower secondary and upper secondary education are included in compulsory data.
Regular classes data in pre-primary, primary, lower secondary and upper secondary education are included in compulsory data.

Special Schools – Category 6. Total percentage of students with learning difficulties falling within the resource definition, by phase of education

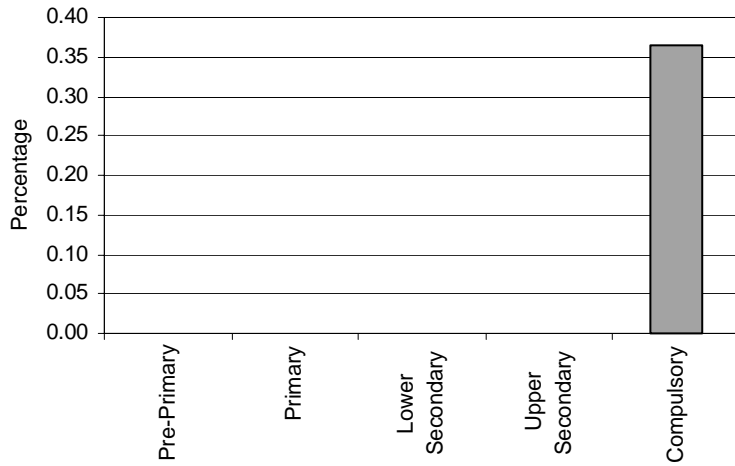


Special Classes – Category 6. Total percentage of students with learning difficulties falling within the resource definition, by phase of education



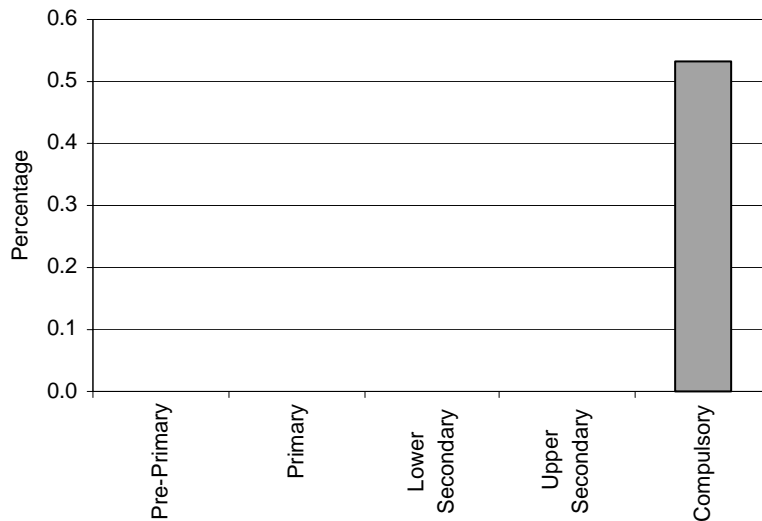
Note: Special classes data in pre-primary, primary, lower secondary and upper secondary education are included in compulsory data.

Regular Classes – Category 6. Total percentage of students with learning difficulties falling within the resource definition, by phase of education



Note: Regular classes data in pre-primary, primary, lower secondary and upper secondary education are included in compulsory data.

Total – Category 6. Total percentage of students with learning difficulties falling within the resource definition



Note: Special classes data in pre-primary, primary, lower secondary and upper secondary education are included in compulsory data.
Regular classes data in pre-primary, primary, lower secondary and upper secondary education are included in compulsory data.