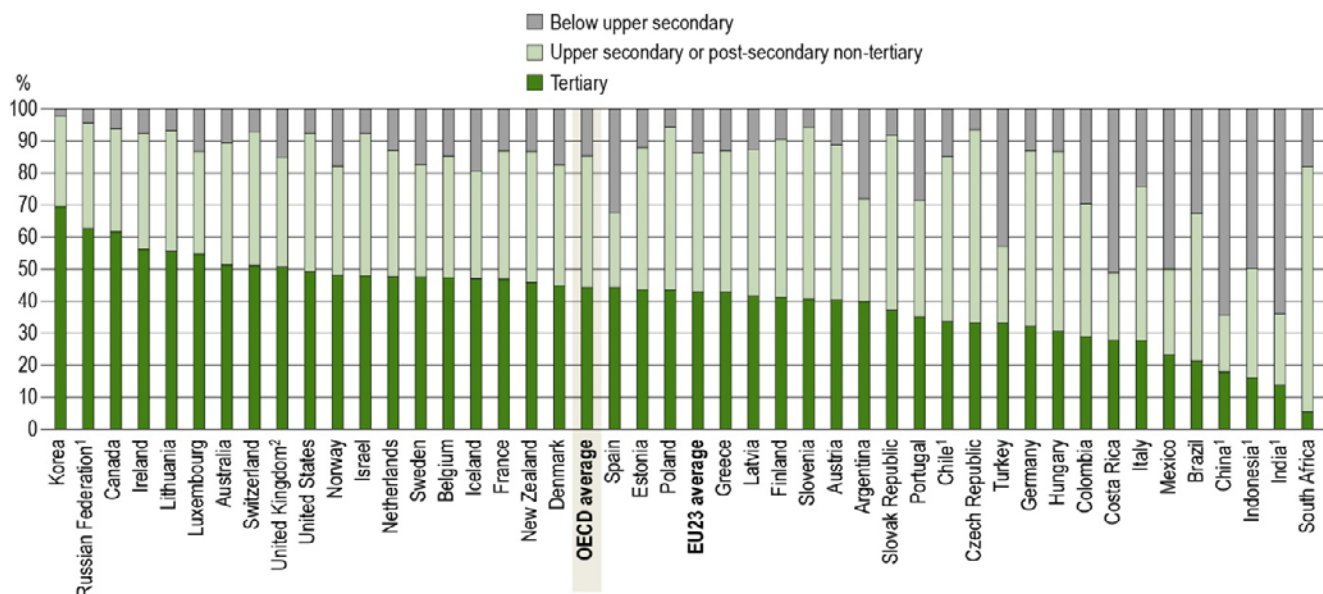


Education at a Glance: OECD Indicators (OECD, 2019^[1]) is the authoritative source for information on the state of education around the world. It provides data on the structure, finances and performance of education systems in OECD and partner countries.

Indonesia

- In 2017, about 16% of young adults in Indonesia had attained a tertiary education, well below the G20 average of 38%. More young adults in Indonesia have earned a bachelor's degree than a short-cycle tertiary qualification, but few have attained a master's degree.
- About 90% of young men in Indonesia are employed, regardless of their level of education, in contrast to young women, whose employment rate is 30 percentage points higher for those with a tertiary education compared to those with only upper secondary.
- Enrolment among younger children still lags behind most OECD countries. In 2017, only 3% of children under the age of two were enrolled in early childhood education and care in Indonesia, well below the OECD average of 21%.

Figure 1. Educational attainment of 25-34 year-olds (2018)



1. Year of reference differs from 2018. Refer to Table A1.1 for more details.

2. Data for upper secondary attainment include completion of a sufficient volume and standard of programmes that would be classified individually as completion of intermediate upper secondary programmes (13% of adults aged 25-64 are in this group).

Countries are ranked in descending order of the percentage of tertiary-educated 25-34 year-olds.

Source: OECD (2019), *Education at a Glance Database*, <http://stats.oecd.org>. See *Source* section for more information and Annex 3 for notes (<https://doi.org/10.1787/f8d7880d-en>).

Adults greater educational attainment than in the past but few have gone beyond a bachelor's degree

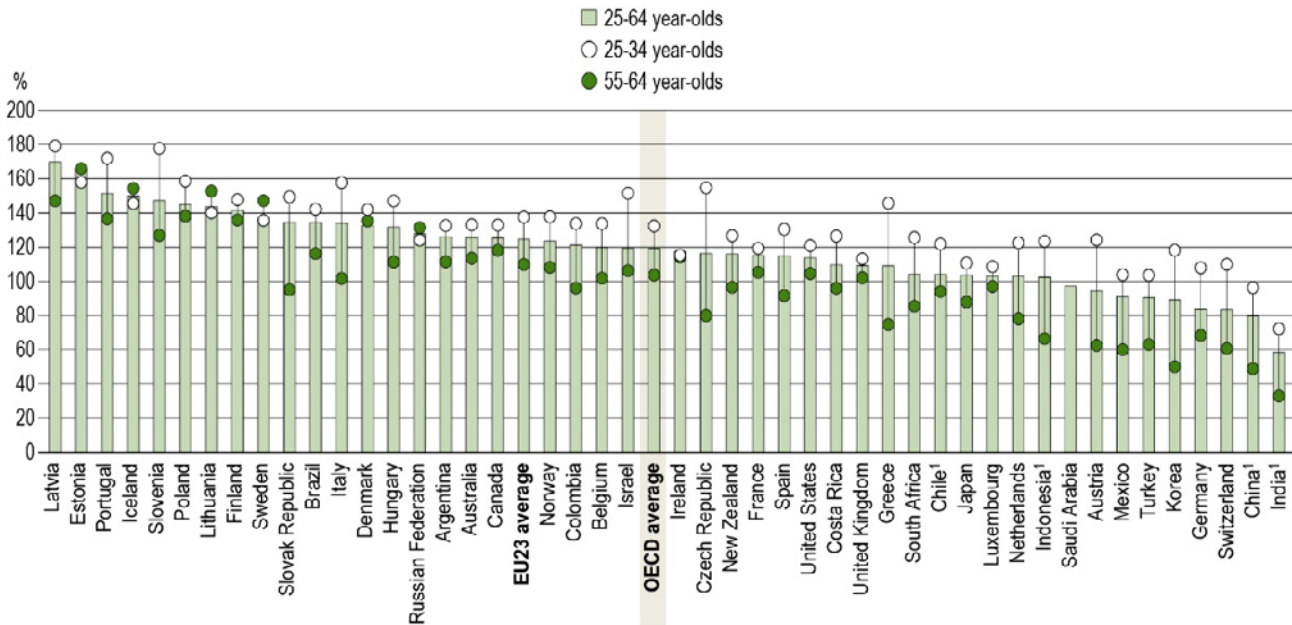
- In 2017, about 16% of 25-64 year-olds in Indonesia had attained tertiary education, well below the OECD average of 44%, and the G20 average of 38% (Figure 1). Bachelor's programmes are the most popular form of tertiary education among young adults in Indonesia: 12% of 25-34 year-olds have earned a bachelor's degree, compared to 4% for short-cycle tertiary qualifications. Not many young adults will graduate from a master's or doctoral degree in Indonesia: only 1% have attained a master's degree and below 0.01% a doctorate (OECD averages: 14% and 0.8%).
- Young adults in Indonesia are attaining higher levels of education than before. About 26% of 25-64 year-olds have attained upper secondary or post-secondary non-tertiary education compared to 34% of 25-34 year-olds. The same pattern is found at tertiary level: about 12% of 25-64 year-olds have attained tertiary education but among the younger generation, the share has gone up to 16%, indicating a steep upward trend in attainment.
- Tertiary graduates enjoy similar labour-market outcomes to their peers in OECD countries (85%), with an employment rate of 85%. As in most OECD countries, higher educational attainment in Indonesia is associated with an increased likelihood of being employed. However, unlike in most OECD countries, adults (25-64 year-olds) who have not completed upper secondary education have similar employment levels to those who attained upper secondary or post-secondary non-tertiary education (73% compared to 74%) and enjoy higher employment rates than the average across OECD countries (59%). In contrast, the average employment advantage for tertiary-educated adults in Indonesia is significantly higher: 11 percentage points over those with upper secondary education, compared to 9 percentage points on average across OECD countries.
- At tertiary level, the broad fields of education, health and welfare, and information and communication technologies (ICT) are the most popular in Indonesia: among those who graduated from tertiary education in 2017, 24% studied education (G20 average: 11%), 17% studied health and welfare (G20 average: 13%) and 9% studied ICT (G20 average: 4%). Women made up about 78% of those studying health and welfare and 35% of those studying ICT, compared to 71% and 27% across G20 countries.

Despite an increase in tertiary attainment among women, gender inequity in employment still persists

- Gender gaps in educational attainment in Indonesia follow the general trend across OECD countries, with more women than men attaining a tertiary degree: 18% of 25-34 year-old women in Indonesia now have a tertiary degree compared to 14% of 25-34 year-old men. This is a smaller gap than for G20 countries on average, however, where 41% of young women are tertiary educated, against 35% of young men.
- Young women in Indonesia are attaining higher levels of education than before: the proportion of tertiary-educated women among 25-64 year-olds is only 2% higher than the proportion of tertiary-educated men, compared to 23% higher for 25-34 year-olds (Figure 2).
- Employment rates for young men are not influenced by their level of education: their employment rates are about 90% regardless of their attainment. In contrast, employment rates among tertiary-educated young women are 30 percentage points higher than for those with upper secondary or post-secondary non-tertiary qualification. Thus, the gender employment gap in Indonesia narrows as education level rises. Among young adults the gender gap in employment rates is 44 percentage points for those with below secondary education, 41 percentage points for those with upper secondary or post-secondary non-tertiary education and 12 percentage points for those with a tertiary education.

Figure 2. Share of tertiary-educated women as a percentage of the share of tertiary-educated men, by age group (2018)

25-34 year-olds, 55-64 year-olds and 25-64 year-olds



1. Year of reference differs from 2018. Refer to Table A1.1 for more details.

Countries are ranked in descending order of the share of women with master's degrees in natural sciences, mathematics and statistics.

Source: OECD (2019), Education at a Glance Database, <http://stats.oecd.org>. See Source section for more information and Annex 3 for notes (<https://doi.org/10.1787/f8d7880d-en>).

Efforts have been made to develop early childhood and care but many young children remain on the sidelines.


- In Indonesia, as in most OECD countries, enrolment among 5- and 6-year-olds is nearly universal: 99% of 5-year-olds and all 6-year-olds are enrolled in pre-primary or primary education. However, enrolment of younger children still lags behind that of most OECD countries. In 2017, only 3% of children under the age of two were enrolled in ECEC services in Indonesia, well below the OECD average of 21%. Among 2-year-olds, 12% were enrolled (OECD average: 49%) and 36% of 3-year-olds (OECD average: 77%).
- All children attending early childhood educational development programmes are enrolled in private institutions in Indonesia (100%), well above all G20 countries with available data. At pre-primary level, 95% of enrolment is accounted for private institutions, again well above all other G20 countries and the G20 average of 42%.


References

OECD (2019), *Education at a Glance 2019: OECD Indicators*, OECD Publishing, Paris, <https://dx.doi.org/10.1787/f8d7880d-en>.

[1]

For more information on **Education at a Glance 2019** and to access the full set of Indicators, visit www.oecd.org/education/education-at-a-glance-19991487.htm.

Updated data can be found on line at <http://dx.doi.org/10.1787/eag-data-en> and by following the **StatLinks**  under the tables and charts in the publication.

Explore, compare and visualise more data and analysis using:  **Education GPS**

<http://gpseducation.oecd.org/CountryProfile?primaryCountry=IDN&treshold=10&topic=EO>.

<p>Questions can be directed to:</p> <p>Corinne Heckmann Directorate for Education and Skills corinne.heckmann@oecd.org</p>	<p>Country note author:</p> <p>Hajar Sabrina Yassine Directorate for Education and Skills hajarsabrina.yassine@oecd.org</p>
---	---

This work is published under the responsibility of the Secretary-General of the OECD. The opinions expressed and arguments employed herein do not necessarily reflect the official views of OECD member countries.

This document and any map included herein are without prejudice to the status of or sovereignty over any territory, to the delimitation of international frontiers and boundaries and to the name of any territory, city or area.

On 25 May 2018, the OECD Council invited Colombia to become a Member. While Colombia is included in the OECD averages reported in this note, at the time of its preparation, Colombia was in the process of completing its domestic procedures for ratification and the deposit of Colombia's instrument of accession to the OECD Convention was pending.

Note regarding data from Israel

The statistical data for Israel are supplied by and are under the responsibility of the relevant Israeli authorities. The use of such data by the OECD is without prejudice to the status of the Golan Heights, East Jerusalem and Israeli settlements in the West Bank under the terms of international law.

Key Facts for Indonesia in Education at a Glance 2019

Source	Main topics in <i>Education at a Glance</i>	Indonesia		OECD average		G20 average	
Tertiary education							
Educational attainment of 25-64 year-olds							
2018							
Table A1.1	Short-cycle tertiary	3%		7%		9%	
	Bachelor's or equivalent	8%		17%		16%	
	Master's or equivalent	1%		13%		7%	
	Doctoral or equivalent	0%		1%		**	
Tertiary attainment of 25-34 year-olds, by gender							
2008 2018 2008 2018 2008 2018							
Table A1.2	Men	**	14%	31%	38%	**	35%
	Women	8%	18%	40%	51%	**	41%
	Total	8%	16%	35%	44%	**	38%
Employment rate of 25-64 year-olds, by educational attainment							
2018							
Table A3.1	Short-cycle tertiary	78%		82%		**	
	Bachelor's or equivalent	87%		84%		**	
	Master's or equivalent	94%		88%		**	
	Doctoral or equivalent	98%		92%		**	
	All tertiary levels of education	85%		85%		**	
Upper secondary and Vocational education and training (VET)							
Share of 25-34 year-olds with upper secondary or post-secondary non-tertiary education							
2018							
Table A1.2	Share of 25-34 year-olds with upper secondary or post-secondary non-tertiary education	34%		41%		37%	
Employment, unemployment and inactivity rates of 25-34 year-olds, with upper secondary or post-secondary non-tertiary education							
2018							
Table A3.3	Employment rate	71%		78%		**	
	Unemployment rate	5%		7%		**	
	Inactivity rate	25%		16%		**	
Early childhood education and care (ECEC)							
Enrolment rate of 3-5 year-olds in education							
2017							
Table B2.2	ECEC and primary education	70%		87%		**	
Share of children enrolled in private institutions							
2017							
Table B2.3	at pre-primary level (ISCED 02)	95%		34%		42%	
Financial resources invested in education							
Total expenditure on educational institutions, by level of education							
2016							
Table C1.1 and C2.1		USD/student ¹	% GDP	USD/student ¹	% GDP	USD/student ¹	% GDP
	Primary	**	**	USD 8 470	1.5%	**	**
	Lower secondary	**	**	USD 9 884	0.9%	**	**
	Upper secondary	**	**	USD 10 368	1.1%	**	**
	Tertiary (including R&D)	**	**	USD 15 556	1.5%	**	**
Teachers, the learning environment and the organisation of schools							
Share of female teachers, in public and private institutions							
2017							
Table D5.2	Primary	**		83%		87%	
	Lower secondary	**		69%		72%	
Average class size by level of education							
2017							
Table D2.1	Primary	**		21		20	
	Lower secondary	**		23		21	

The reference year is the year cited or the latest year for which data are available.

1. Values reported in equivalent US dollars (USD) have been converted using purchasing power parities (PPPs) for GDP

** Please refer to the source table for details on these data.

Cut-off date for the data: 19 July 2019. Any updates on data can be found on line at <http://dx.doi.org/10.1787/eag-data-en>.