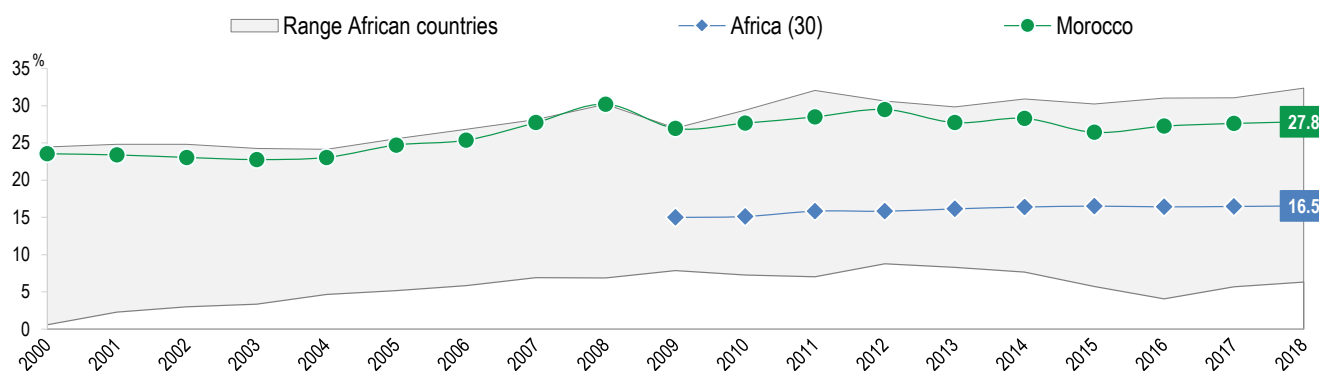


Revenue Statistics in Africa 2020 – Morocco

Tax revenues: tax-to-GDP ratio

Tax-to-GDP ratio over time

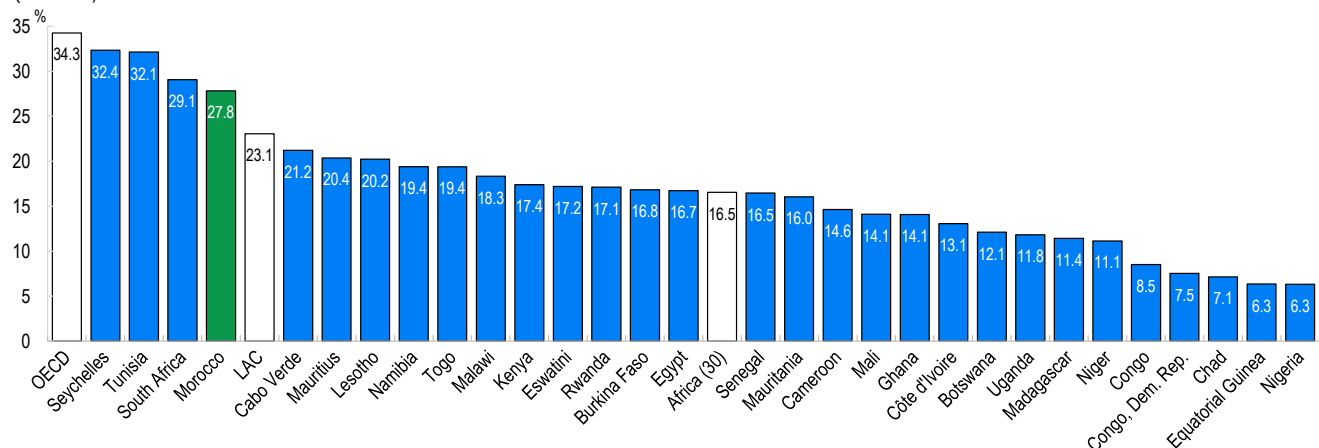
The tax-to-GDP ratio in Morocco increased by 0.2 percentage points from 27.6% in 2017 to 27.8% in 2018. In comparison, the average* for the 30 African countries increased by just under 0.1 percentage points over the same period, and was 16.5% in 2018. Since 2010, the average for the 30 African countries has increased by 1.4 percentage points, from 15.1% in 2010 to 16.5% in 2018. Over the same period, the tax-to-GDP ratio in Morocco has slightly increased by 0.1 percentage points, from 27.7% to 27.8%. The highest tax-to-GDP ratio in Morocco was 30.2% in 2008, with the lowest being 22.8% in 2003.



*The Africa (30) average was 16.5% in both 2017 and 2018 due to rounding. The Africa (30) average is not available before 2009 due to missing data in some countries. In 2009, it is calculated based on estimated tax-to-GDP ratios for Chad and Nigeria in that year, as data were not available prior to 2010 in these countries.

Tax-to-GDP ratio, 2018

Morocco's tax-to-GDP ratio in 2018 (27.8%) was higher than the average of the 30 African countries in Revenue Statistics in Africa 2020 (16.5%) by 11.3 percentage points and also higher than the Latin America and the Caribbean (23.1%).



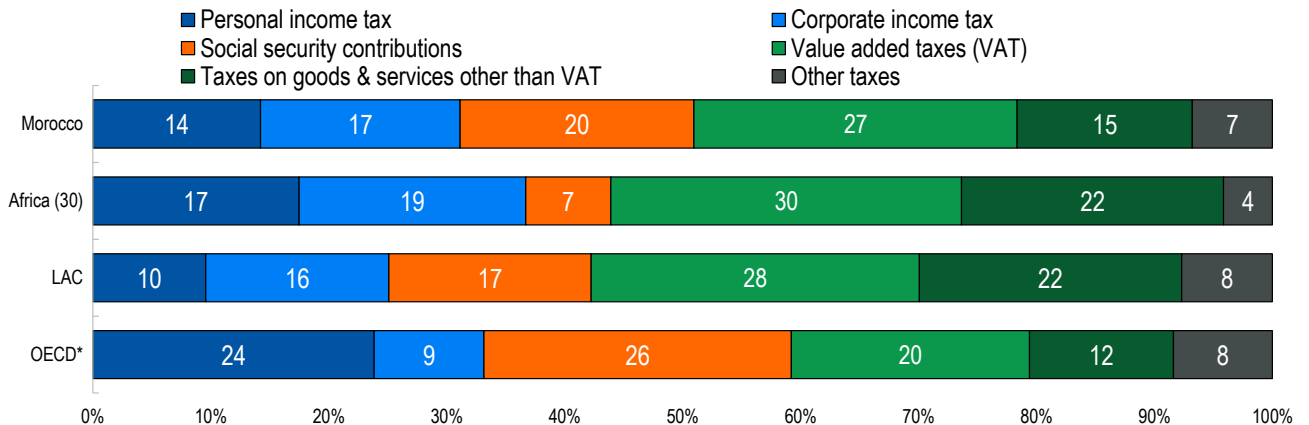
In the OECD classification the term "taxes" is confined to compulsory unrequited payments to general government. Taxes are unrequited in the sense that benefits provided by government to taxpayers are not normally in proportion to their payments. Non-tax revenues are all other government revenues that are not classified as taxes. <http://www.oecd.org/tax/tax-policy/oecd-classification-taxes-interpretative-guide.pdf>

The LAC average refers to the *Revenue Statistics in Latin America and the Caribbean 2020* publication. oe.cd/revenue-statistics-in-latin-america-and-the-caribbean



Tax revenues: structure

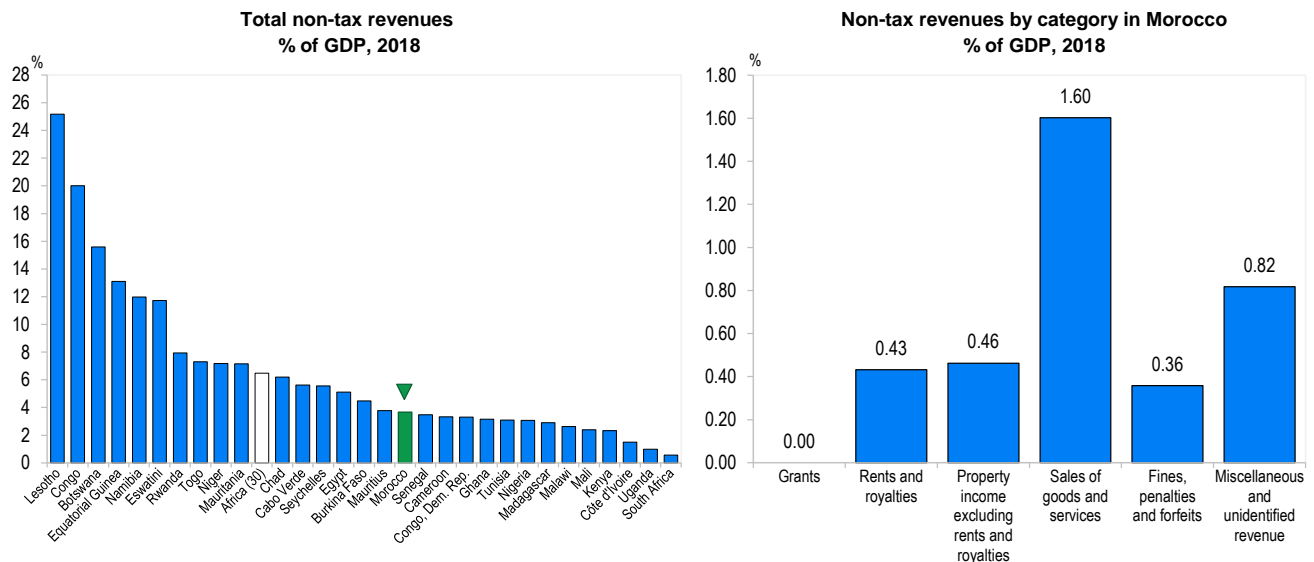
Tax structure refers to the share of each tax in total tax revenues. The highest share of tax revenues in Morocco in 2018 was contributed by value added taxes (VAT) (27%). The second-highest share of tax revenues in 2018 was derived from social security contributions (20%).



*The data for the OECD are for 2017 as the data for 2018 are not available.

Non-tax revenues

In 2018, Morocco's non-tax revenues amounted to 3.7% of GDP. This was lower than the average non-tax revenues for the 30 African countries (6.5% of GDP). Sales of goods and services represented the largest share of non-tax revenues in 2018, amounting to 1.6% of GDP and 43.6% of non-tax revenues.



Source: Revenue Statistics in Africa 2020



With financial support from the governments of Ireland, Japan, Luxembourg, Norway, Sweden and the United Kingdom.

For more information see oe.cd/revenue-statistics-in-africa