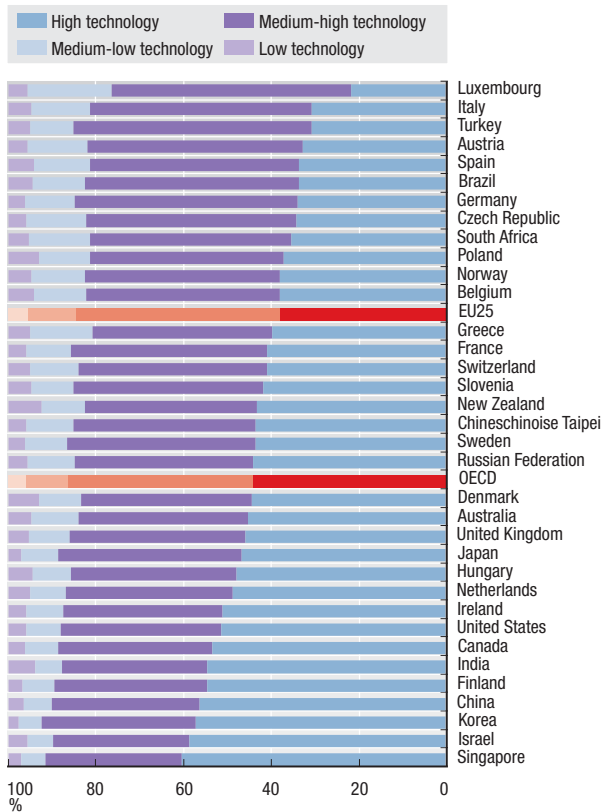


D.4. PATENTING BY INDUSTRY

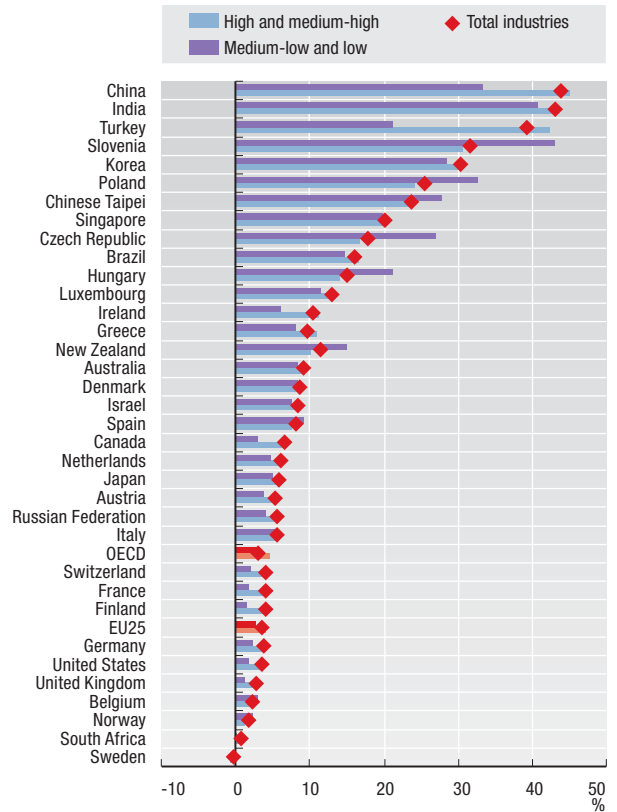
Share of industries in patenting^{1, 2}

PCT filings 2002-04



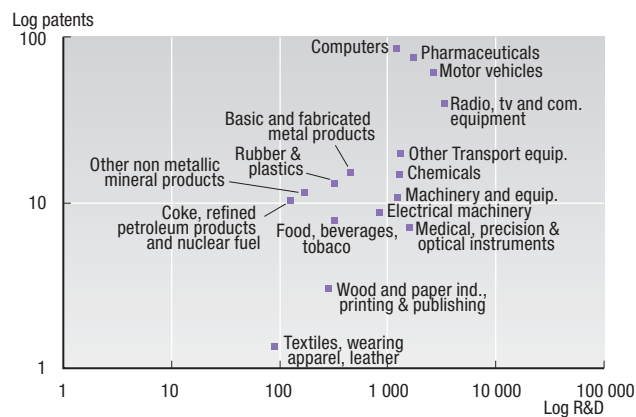
Annual growth rate of patenting^{1, 2}

PCT filings 1997-2004



Patenting by industry and business R&D³

PCT filings 2002-04



StatLink <http://dx.doi.org/10.1787/117775166205>

Note: Patent counts are based on the priority date, the inventor's country of residence and fractional counts.

1. Patent applications filed under the Patent Co-operation Treaty, at international phase, designating the European Patent Office.
2. Only countries with more than 200 PCT filings during 2002-04 are included.
3. Average business R&D expenditure in 1999-2000, millions of USD (2000) using purchasing power parities and patenting by industry in 2002-04 in OECD countries.