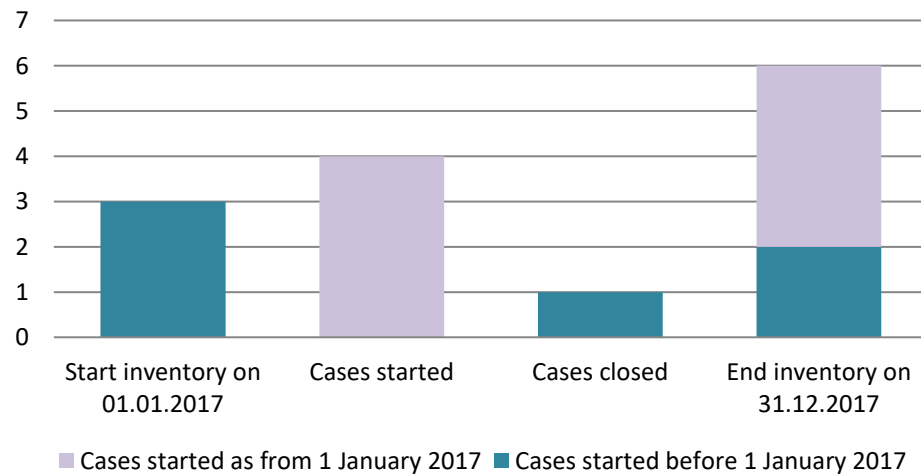


Viet Nam

Total MAP Caseload



Cases started before 1 January 2017	2017 start inventory	Cases started	Cases closed	2017 end inventory
Transfer pricing cases	3	0	1	2
Other cases	0	0	0	0

Cases started as from 1 January 2017	2017 start inventory	Cases started	Cases closed	2017 end inventory
Transfer pricing cases	0	3	0	3
Other cases	0	1	0	1

Average time needed to close MAP cases (in months)

Cases started before 1 January 2017	Average time
Transfer pricing cases	28.00
Other cases	n.a.

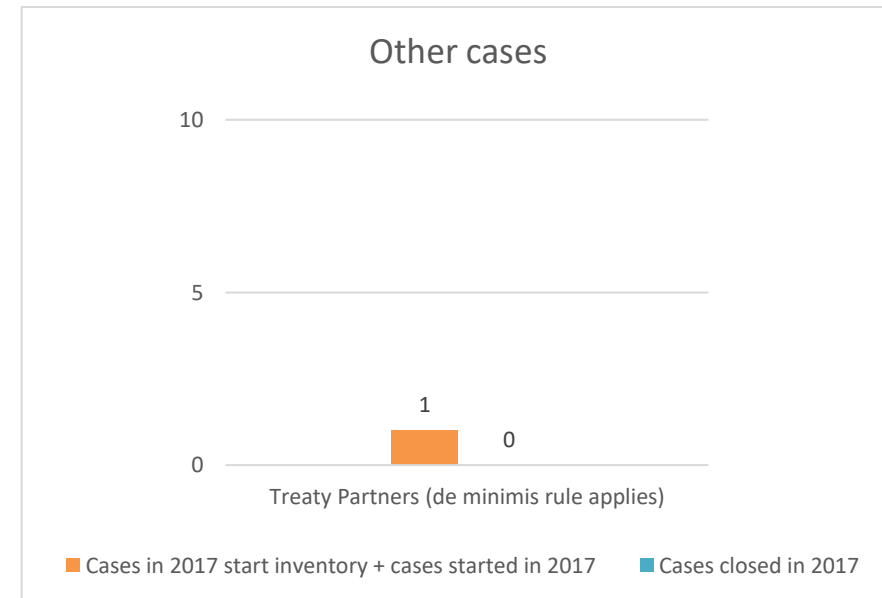
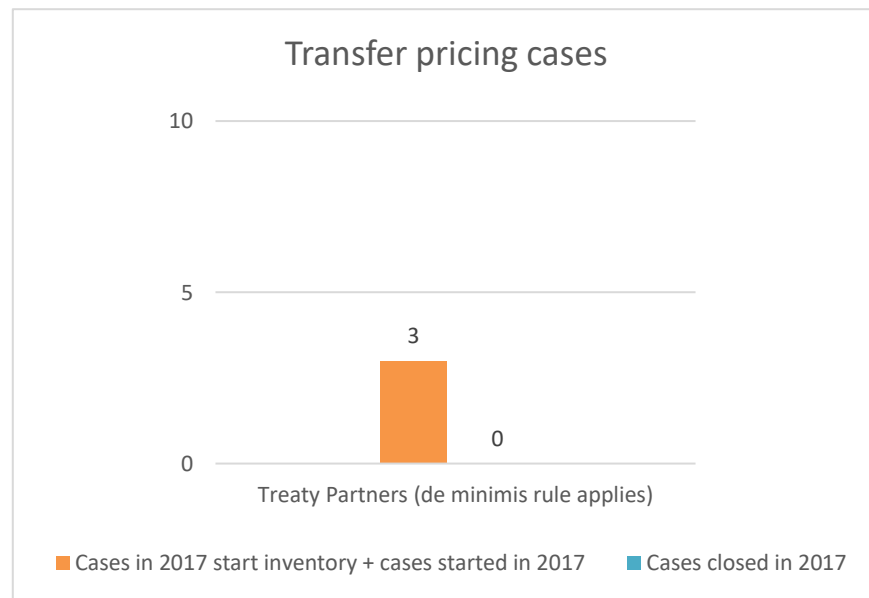
Note: the average time taken to close MAP cases that started before 1 January 2017 was computed by applying the following rules:

- (i) the start date: when two Tax Authorities receive sufficient relevant information and document and ready for the first MAP meeting. The starting date is calculated when the two CAs agreed to start the MAP process; and
- (ii) the end date: when two Tax Authorities agree to "close" (MAP is withdrawn by taxpayer) or "conclude" (MAP is solved/settled by the CAs). The date is calculated when the two CAs agreed to close or conclude the MAP.

Cases started as from 1 January 2017	Start to End	Receipt to Start	Start to Milestone 1	Milestone 1 to End
Transfer pricing cases	n.a.	n.a.	n.a.	n.a.
Other cases	n.a.	n.a.	n.a.	n.a.

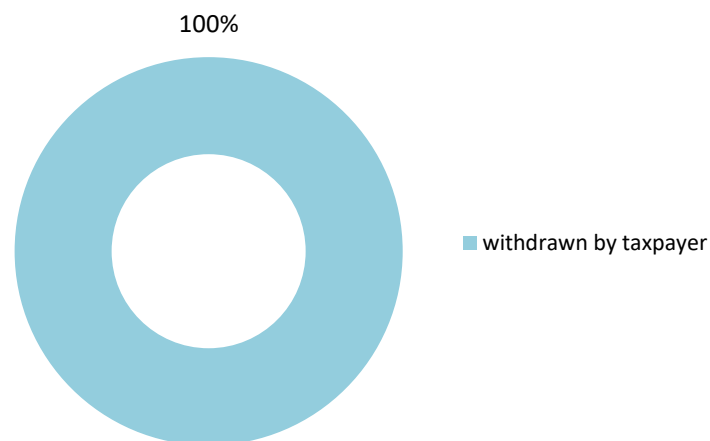
Overview of MAP partners (only for cases started as from 1 January 2017)

Note: the MAP cases started before 1 January 2017 and closed in 2017 are not shown in these graphs



The label "Treaty Partners (de minimis rule applies)" applies to treaty partners with which the number of cases in start inventory plus the number of cases started is at least 5. The relevant MAP statistics are aggregated under this category.

MAP Outcomes



Cases closed by outcome	denied MAP access	objection is not justified	withdrawn by taxpayer	unilateral relief granted	resolved via domestic remedy	agreement fully eliminating double taxation / fully resolving taxation not in accordance with tax treaty	agreement partially eliminating double taxation / partially resolving taxation not in accordance with tax treaty	agreement that there is no taxation not in accordance with tax treaty	no agreement including agreement to disagree	any other outcome	Total
Transfer pricing cases (all)	0	0	1	0	0	0	0	0	0	0	1
Cases started before 1 January 2017	0	0	1	0	0	0	0	0	0	0	1
Cases started as from 1 January 2017	0	0	0	0	0	0	0	0	0	0	0
Other cases (all)	0	0	0	0	0	0	0	0	0	0	0
Cases started before 1 January 2017	0	0	0	0	0	0	0	0	0	0	0
Cases started as from 1 January 2017	0	0	0	0	0	0	0	0	0	0	0
All cases	0	0	1	0	0	0	0	0	0	0	1

Annex A

MAP Statistics Reporting for the 2017 Reporting Period (1 January 2017 to 31 December 2017) for Pre-2017 Cases

category of cases	no. of pre-2017 cases in MAP inventory on 1 January 2017	number of pre-2017 cases closed during the reporting period by outcome:										no. of pre-2017 cases remaining in on MAP inventory on 31 December 2017	average time taken (in months) for closing pre-2017 cases during the reporting period
		denied MAP access	objection is not justified	withdrawn by taxpayer	unilateral relief granted	resolved via domestic remedy	agreement fully eliminating double taxation / fully resolving taxation not in accordance with tax treaty	agreement partially eliminating double taxation / partially resolving taxation not in accordance with tax treaty	agreement that there is no taxation not in accordance with tax treaty	no agreement including agreement to disagree	any other outcome		
Column 1	Column 2	Column 3	Column 4	Column 5	Column 6	Column 7	Column 8	Column 9	Column 10	Column 11	Column 12	Column 13	Column 14
Row 1 Attribution/ Allocation	3	0	0	1	0	0	0	0	0	0	0	2	28.00
Row 2 Others	0	0	0	0	0	0	0	0	0	0	0	0	n.a.
Row 3 Total	3	0	0	1	0	0	0	0	0	0	0	2	28.00
Notes: The average time taken to close MAP cases that started before 1 January 2017 was computed by applying the following rules: (i) the start date: when two Tax Authorities receive sufficient relevant information and document and ready for the first MAP meeting. The starting date is calculated when the two CAs agreed to start the MAP process; and (ii) the end date: when two Tax Authorities agree to “close” (MAP is withdrawn by taxpayer) or “conclude” (MAP is solved/settled by the CAs). The date is calculated when the two CAs agreed to close or conclude the MAP.													

Annex B

MAP Statistics Reporting for the 2017 Reporting Period (1 January 2017 to 31 December 2017) for Post-2016 Cases

Table 1: Attribution / Allocation MAP Cases													
Treaty Partner	no. of post-2016 cases in MAP inventory on 1 January 2017	no. of post-2016 cases started during the reporting period	number of post-2016 cases closed during the reporting period by outcome:										no. of post-2016 cases remaining in MAP inventory on 31 December 2017
			denied MAP access	objection is not justified	withdrawn by taxpayer	unilateral relief granted	resolved via domestic remedy	agreement fully eliminating double taxation eliminated / fully resolving taxation not in accordance with tax treaty	agreement partially eliminating double taxation / partially resolving taxation not in accordance with tax treaty	agreement that there is no taxation not in accordance with tax treaty	no agreement including agreement to disagree	any other outcome	
Column 1	Column 2	Column 3	Column 4	Column 5	Column 6	Column 7	Column 8	Column 9	Column 10	Column 11	Column 12	Column 13	Column 14
Row 2 Treaty Partners (<i>de minimis</i> rule applies)	0	3	0	0	0	0	0	0	0	0	0	0	3
Row 3 Treaty Partners (Others)	0	0	0	0	0	0	0	0	0	0	0	0	0
Total	0	3	0	0	0	0	0	0	0	0	0	0	3
Notes													

Annex B
MAP Statistics Reporting for the 2017 Reporting Period (1 January 2017 to 31 December 2017) for Post-2016 Cases

Table 2: Other MAP Cases													
Treaty Partner	no. of post-2016 cases in MAP inventory on 1 January 2017	no. of post-2016 cases started during the reporting period	number of post-2016 cases closed during the reporting period by outcome										no. of post-2016 cases remaining in MAP inventory on 31 December 2017
			denied MAP access	objection is not justified	withdrawn by taxpayer	unilateral relief granted	resolved via domestic remedy	agreement fully eliminating double taxation / fully resolving taxation not in accordance with tax treaty	agreement partially eliminating double taxation / partially resolving taxation not in accordance with tax treaty	agreement that there is no taxation not in accordance with tax treaty	no agreement including agreement to disagree	any other outcome	
Column 1	Column 2	Column 3	Column 4	Column 5	Column 6	Column 7	Column 8	Column 9	Column 10	Column 11	Column 12	Column 13	Column 14
Row 2 Treaty Partners (<i>de minimis</i> rule applies)	0	1	0	0	0	0	0	0	0	0	0	0	1
Row 3 Treaty Partners (Others)	0	0	0	0	0	0	0	0	0	0	0	0	0
Total	0	1	0	0	0	0	0	0	0	0	0	0	1
<u>Notes:</u>													

Annex B

MAP Statistics Reporting for the 2017 Reporting Period (1 January 2017 to 31 December 2017) for Post-2016 Cases

Table 1: Attribution / Allocation MAP Cases				
Treaty Partner	average time taken (in months) for post-2016 cases from:			
	"Start" to "End"	Receipt of taxpayer's MAP request to "Start"	"Start" to Milestone 1	Milestone 1 to "End"
Column 1	Column 2	Column 3	Column 4	Column 5
Row 2 Treaty Partners (de minimis rule applies)				
Row 3 Treaty Partners (Others)				
Total Average Time	n.a.	n.a.	n.a.	n.a.
<u>Notes:</u>				

Annex B

MAP Statistics Reporting for the 2017 Reporting Period (1 January 2017 to 31 December 2017) for Post-2016 Cases

Table 2: Other MAP Cases				
Treaty Partner	average time taken (in months) for post-2016 cases from:			
	"Start" to "End"	Receipt of taxpayer's MAP request to "Start"	"Start" to Milestone 1	Milestone 1 to "End"
Column 1	Column 2	Column 3	Column 4	Column 5
Row 2 Treaty Partners (<i>de minimis</i> rule applies)				
Row 3 Treaty Partners (Others)				
Total Average Time	n.a.	n.a.	n.a.	n.a.
<u>Notes:</u>				

Annex B

MAP Statistics Reporting for the 2017 Reporting Period (1 January 2017 to 31 December 2017) for Post-2016 Cases

Table 3: All MAP Cases				
average time taken (in months) for post-2016 cases from:				
	"Start" to "End"	Receipt of taxpayer's MAP request to "Start"	"Start" to Milestone 1	Milestone 1 to "End"
	Column 1	Column 2	Column 3	Column 4
Row 1	Total Average Time	n.a.	n.a.	n.a.
Notes:				