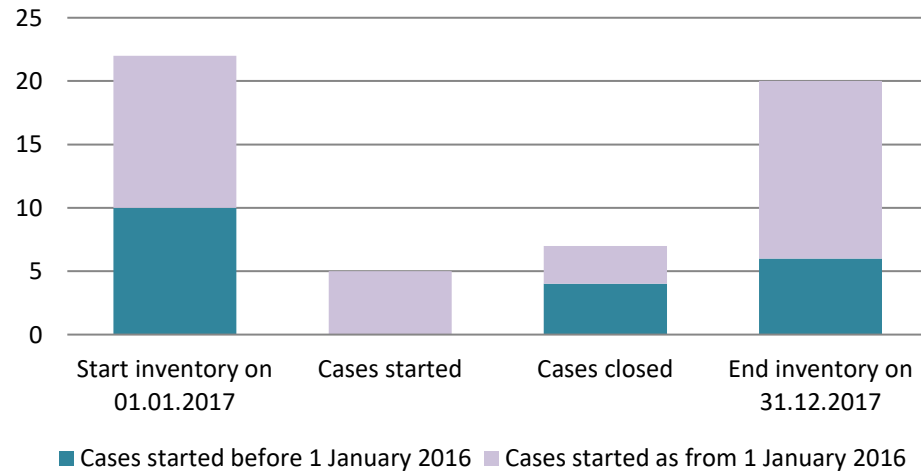


## Slovenia

### Total MAP Caseload



Cases started before 1 January 2016	2017 start inventory	Cases started	Cases closed	2017 end inventory
Transfer pricing cases	0	0	0	0
Other cases	10	0	4	6

Cases started as from 1 January 2016	2017 start inventory	Cases started	Cases closed	2017 end inventory
Transfer pricing cases	6	2	0	8
Other cases	6	3	3	6

### Average time needed to close MAP cases (in months)

Cases started before 1 January 2016	Average time
Transfer pricing cases	n.a.
Other cases	31.35

Note: the average time taken to close MAP cases that started before 1 January 2016 was computed by applying the following rules:

(i) start date: (a) the date when the MAP request was received, (b) the date when missing information was received by the taxpayer to supplement the request or (c) the date when Slovenia's competent authority was informed about the initiation of a MAP case from the other competent authority; and

(ii) end date: one of the following dates; (a) the date when the taxpayer was informed of the outcome of the MAP, (b) the date when the notification from the other competent authority was received that the taxpayer was notified of or accepted the MAP outcome or (c) the date when the competent authority formally closed the MAP case.

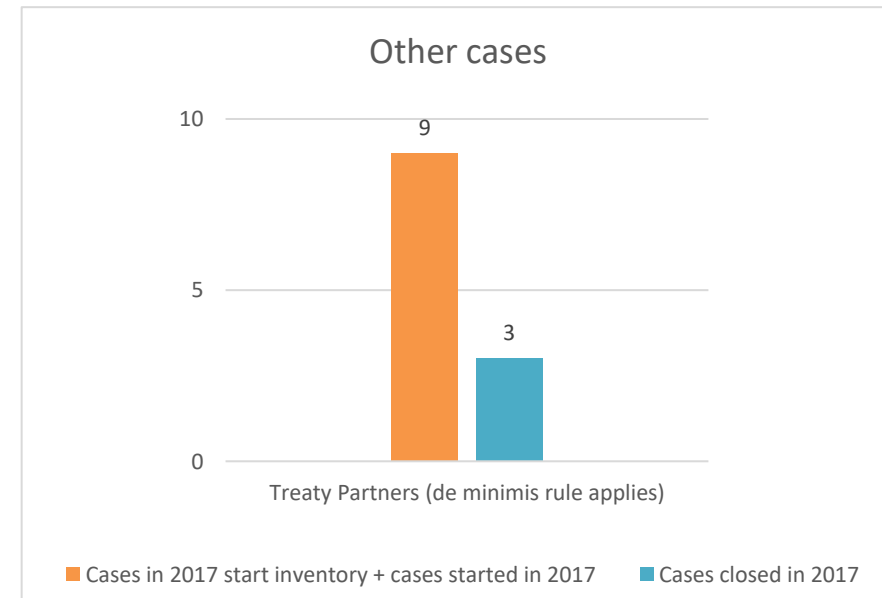
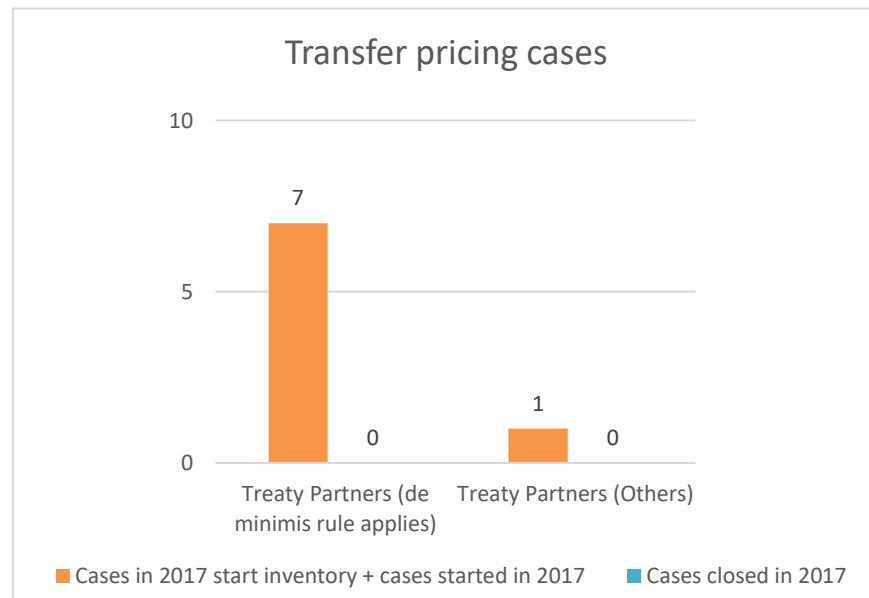
Calculation of the average time taken was computed as follows: The number of months taken for each case was computed as the number of days taken from the "start" date to the "end" date divided by 365 and multiplied by 12 (rounded to 2 decimal places). Then this aggregated number of months was divided by the total number of cases where the "end" date for the case falls within the reporting period.

Cases started as from 1 January 2016	Start to End	Receipt to Start	Start to Milestone 1	Milestone 1 to End
Transfer pricing cases	n.a.	n.a.	n.a.	n.a.
Other cases	8.40	7.41	n.a.	n.a.

Note: the average times to close MAP cases that started as from 1 January 2016 were computed according to the MAP statistics reporting framework available at <http://www.oecd.org/tax/dispute/mutual-agreement-procedure-statistics-reporting-framework.pdf>

## Overview of MAP partners (only for cases started as from 1 January 2016)

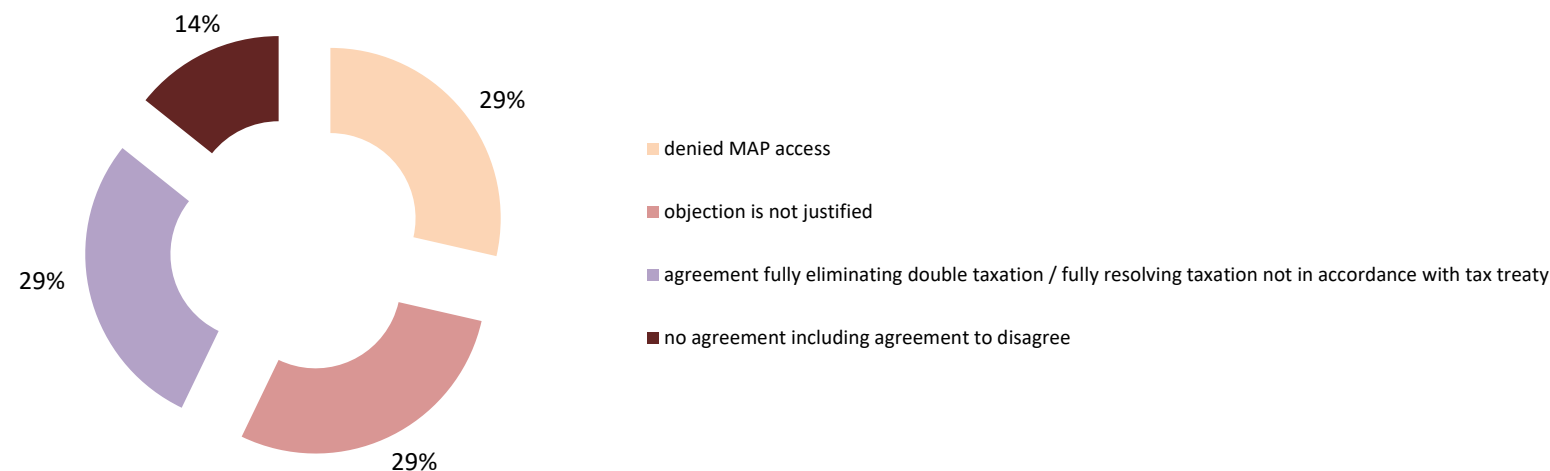
Note: the MAP cases started before 1 January 2016 and closed in 2017 are not shown in these graphs



The label "Treaty Partners (de minimis rule applies)" applies to treaty partners with which the number of cases in start inventory plus the number of cases started is at least 5. The relevant MAP statistics are aggregated under this category.

The label "Treaty Partners (Others)" applies to treaty partners that are not reporting MAP statistics for the reporting period. The relevant MAP statistics are aggregated under this category.

## MAP Outcomes



Cases closed by outcome	denied MAP access	objection is not justified	withdrawn by taxpayer	unilateral relief granted	resolved via domestic remedy	agreement fully eliminating double taxation / fully resolving taxation not in accordance with tax treaty	agreement partially eliminating double taxation / partially resolving taxation not in accordance with tax treaty	agreement that there is no taxation not in accordance with tax treaty	no agreement including agreement to disagree	any other outcome	Total
<b>Transfer pricing cases (all)</b>	<b>0</b>	<b>0</b>	<b>0</b>	<b>0</b>	<b>0</b>	<b>0</b>	<b>0</b>	<b>0</b>	<b>0</b>	<b>0</b>	<b>0</b>
Cases started before 1 January 2016	0	0	0	0	0	0	0	0	0	0	0
Cases started as from 1 January 2016	0	0	0	0	0	0	0	0	0	0	0
<b>Other cases (all)</b>	<b>2</b>	<b>2</b>	<b>0</b>	<b>0</b>	<b>0</b>	<b>2</b>	<b>0</b>	<b>0</b>	<b>1</b>	<b>0</b>	<b>7</b>
Cases started before 1 January 2016	0	1	0	0	0	2	0	0	1	0	4
Cases started as from 1 January 2016	2	1	0	0	0	0	0	0	0	0	3
<b>All cases</b>	<b>2</b>	<b>2</b>	<b>0</b>	<b>0</b>	<b>0</b>	<b>2</b>	<b>0</b>	<b>0</b>	<b>1</b>	<b>0</b>	<b>7</b>

**Annex A**

**MAP Statistics Reporting for the 2017 Reporting Period (1 January 2017 to 31 December 2017) for Pre-2016 Cases**

category of cases	no. of pre-2016 cases in MAP inventory on 1 January 2017	number of pre-2016 cases closed during the reporting period by outcome:										no. of pre-2016 cases remaining in on MAP inventory on 31 December 2017	average time taken (in months) for closing pre-2016 cases during the reporting period
		denied MAP access	objection is not justified	withdrawn by taxpayer	unilateral relief granted	resolved via domestic remedy	agreement fully eliminating double taxation / fully resolving taxation not in accordance with tax treaty	agreement partially eliminating double taxation / partially resolving taxation not in accordance with tax treaty	agreement that there is no taxation not in accordance with tax treaty	no agreement including agreement to disagree	any other outcome		
Column 1	Column 2	Column 3	Column 4	Column 5	Column 6	Column 7	Column 8	Column 9	Column 10	Column 11	Column 12	Column 13	Column 14
Row 1 Attribution/Allocation	0	0	0	0	0	0	0	0	0	0	0	0	n.a.
Row 2 Others	10	0	1	0	0	0	2	0	0	1	0	6	31.35
Row 3 Total	10	0	1	0	0	0	2	0	0	1	0	6	31.35

**Notes:**

- 1) Slovenia used the definition of MAP cases and the counting method based on the reporting framework arising from the proposals in CFA report "Improving the Resolution of Tax Treaty Disputes".
- 2) For purposes of reporting pre-2016 cases the same definitions were used to categorise attribution/allocation cases and other cases as are provided for in items (c) and (d) of Annex D of the MAP Statistics Reporting Framework.
- 3) For purposes of computing average time taken to resolve pre-2016 cases, Slovenia used:
  - as the start date: (i) the date when the MAP request was received, (ii) the date when missing information was received by the taxpayer to supplement the request or (iii) the date when we were informed about the initiation of a MAP case from the other competent authority,
  - as the end date, one of the following dates: (i) the date when the taxpayer was informed of the outcome of the MAP, (ii) the date when the notification from the other competent authority was received that the taxpayer was notified of or accepted the MAP outcome or (iii) the date when the competent authority formally closed the MAP case.
 Calculation of the average time taken was computed as follows: The number of months taken for each case was computed as the number of days taken from the "start" date to the "end" date divided by 365 and multiplied by 12 (rounded to 2 decimal places). Then this aggregated number of months was divided by the total number of cases where the "end" date for the case falls within the reporting period.
- 4) The number of pre-2016 attribution/allocation cases in the inventory on 1 January 2016 in the table above is different from 2016 MAP statistics. This results from the fact that Slovenia used a different definition for attribution/allocation cases for 2016 MAP statistics and these cases have been reclassified as other cases.

Table 1: Attribution / Allocation MAP Cases													
Treaty Partner	no. of post-2015 cases in MAP inventory on 1 January 2017	no. of post-2015 cases started during the reporting period	number of post-2015 cases closed during the reporting period by outcome:										no. of post-2015 cases remaining in MAP inventory on 31 December 2017
			denied MAP access	objection is not justified	withdrawn by taxpayer	unilateral relief granted	resolved via domestic remedy	agreement fully eliminating double taxation eliminated / fully resolving taxation not in accordance with tax treaty	agreement partially eliminating double taxation / partially resolving taxation not in accordance with tax treaty	agreement that there is no taxation not in accordance with tax treaty	no agreement including agreement to disagree	any other outcome	
Column 1	Column 2	Column 3	Column 4	Column 5	Column 6	Column 7	Column 8	Column 9	Column 10	Column 11	Column 12	Column 13	Column 14
Row 2	Treaty Partners ( <i>de minimis</i> rule applies)	5	2	0	0	0	0	0	0	0	0	0	7
Row 3	Treaty Partners (Others)	1	0	0	0	0	0	0	0	0	0	0	1
	<b>Total</b>	6	2	0	0	0	0	0	0	0	0	0	8
Notes													

Annex B  
MAP Statistics Reporting for the 2017 Reporting Period (1 January 2017 to 31 December 2017) for Post-2015 Cases

Table 2: Other MAP Cases													
Treaty Partner	no. of post-2015 cases in MAP inventory on 1 January 2017	no. of post-2015 cases started during the reporting period	number of post-2015 cases closed during the reporting period by outcome										no. of post-2015 cases remaining in MAP inventory on 31 December 2017
			denied MAP access	objection is not justified	withdrawn by taxpayer	unilateral relief granted	resolved via domestic remedy	agreement fully eliminating double taxation / fully resolving taxation not in accordance with tax treaty	agreement partially eliminating double taxation / partially resolving taxation not in accordance with tax treaty	agreement that there is no taxation not in accordance with tax treaty	no agreement including agreement to disagree	any other outcome	
Column 1	Column 2	Column 3	Column 4	Column 5	Column 6	Column 7	Column 8	Column 9	Column 10	Column 11	Column 12	Column 13	Column 14
Row 2	<b>Treaty Partners (<i>de minimis</i> rule applies)</b>	6	3	2	1	0	0	0	0	0	0	0	6
Row 3	<b>Treaty Partners (Others)</b>	0	0	0	0	0	0	0	0	0	0	0	0
	<b>Total</b>	6	3	2	1	0	0	0	0	0	0	0	6
<u>Notes:</u>													

Annex B

MAP Statistics Reporting for the 2017 Reporting Period (1 January 2017 to 31 December 2017) for Post-2015 Cases

Table 1: Attribution / Allocation MAP Cases				
Treaty Partner	average time taken (in months) for post-2015 cases from:			
	"Start" to "End"	Receipt of taxpayer's MAP request to "Start"	"Start" to Milestone 1	Milestone 1 to "End"
Column 1	Column 2	Column 3	Column 4	Column 5
Row 2 Treaty Partners (de minimis rule applies)				
Row 3 Treaty Partners (Others)				
<b>Total Average Time</b>	n.a.	n.a.	n.a.	n.a.
<u>Notes:</u>				

Annex B

MAP Statistics Reporting for the 2017 Reporting Period (1 January 2017 to 31 December 2017) for Post-2015 Cases

Table 2: Other MAP Cases				
Treaty Partner	average time taken (in months) for post-2015 cases from:			
	"Start" to "End"	Receipt of taxpayer's MAP request to "Start"	"Start" to Milestone 1	Milestone 1 to "End"
Column 1	Column 2	Column 3	Column 4	Column 5
Row 2 Treaty Partners ( <i>de minimis</i> rule applies)	8.40	7.41		
Row 3 Treaty Partners (Others)				
<b>Total Average Time</b>	8.40	7.41	n.a.	n.a.
<u>Notes:</u> No other post-2015 MAP cases were closed with a Milestone 1, therefore no times could be reported in this respect.				



Annex B

MAP Statistics Reporting for the 2017 Reporting Period (1 January 2017 to 31 December 2017) for Post-2015 Cases

Table 3: All MAP Cases					
average time taken (in months) for post-2015 cases from:					
	"Start" to "End"	Receipt of taxpayer's MAP request to "Start"	"Start" to Milestone 1	Milestone 1 to "End"	
	Column 1	Column 2	Column 3	Column 4	
Row 1	<b>Total Average Time</b>	8.40	7.41	n.a.	n.a.
Notes:					