



## ITEM 4

# RECENT DEVELOPMENTS IN STEEL TRADE AND STEEL TRADE POLICY MEASURES

Presentation by Anthony de Carvalho, Hokuto OTSUKA  
8 September, 81<sup>st</sup> Session of the Steel Committee  
Paris, France



## ◆ **Steel trade developments**

- World steel exports and export ratio
- The largest steel exporting and importing economies

## ◆ **Trade remedy measures in the steel industry**

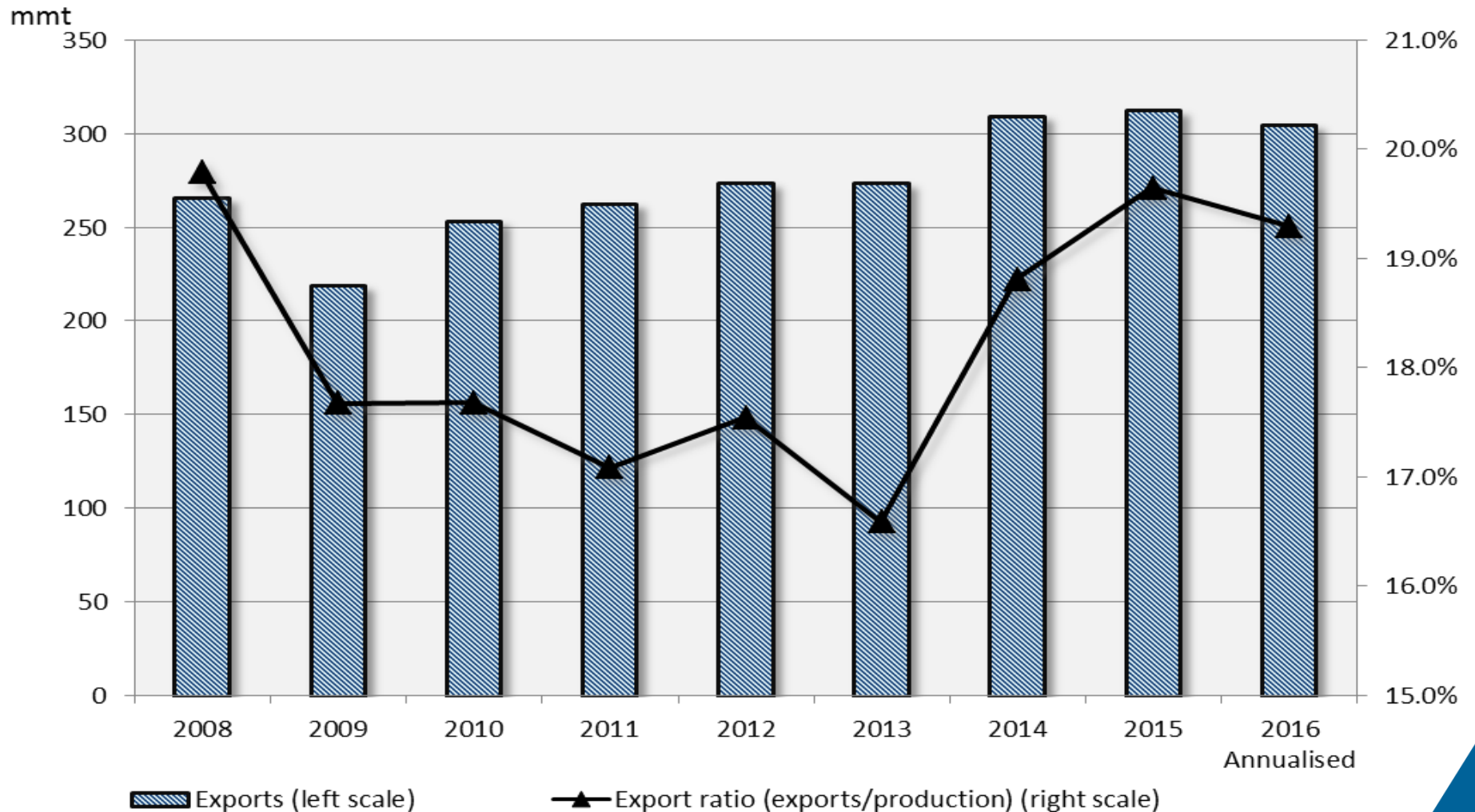
- New steel AD/CVD investigations (1990-2016)
- Top 15 complainant economies in AD/CVD cases (2001-2016)
- Top 15 defendant economies in AD/CVD cases (2001-2016)
- New trade remedy cases since January 2016
- Determinations reached in 2016

## ◆ **Data provided by the Global Trade Alert**

- Trade-related measures imposed since Jan. 2015



# World steel exports and export ratio



Note: Year 2016 figures are annualised based on data from January to March

Source: OECD calculations based on data from ISSB and the World Steel Association



# The largest steel exporting and importing economies

| Exporter             | 2014    | 2015    | 2016    | Change<br>(2016/2015)<br>Volume | Change<br>(2016/2015)<br>% |
|----------------------|---------|---------|---------|---------------------------------|----------------------------|
| China                | 92,348  | 110,928 | 109,852 | -1,076                          | -1.0%                      |
| share in world total | 29.8%   | 35.5%   | 36.0%   |                                 |                            |
| Japan                | 41,247  | 40,720  | 40,747  | 26                              | 0.1%                       |
| share in world total | 13.3%   | 13.0%   | 13.4%   |                                 |                            |
| EU28, external trade | 36,451  | 33,496  | 27,890  | -5,606                          | -16.7%                     |
| share in world total | 11.8%   | 10.7%   | 9.2%    |                                 |                            |
| Korea                | 31,803  | 31,077  | 29,817  | -1,260                          | -4.1%                      |
| share in world total | 10.3%   | 9.9%    | 9.8%    |                                 |                            |
| Russia               | 26,939  | 29,605  | 29,509  | -96                             | -0.3%                      |
| share in world total | 8.7%    | 9.5%    | 9.7%    |                                 |                            |
| Ukraine              | 21,469  | 17,705  | 18,802  | 1,097                           | 6.2%                       |
| share in world total | 6.9%    | 5.7%    | 6.2%    |                                 |                            |
| World total          | 309,753 | 312,521 | 304,807 | -7,714                          | -2.5%                      |

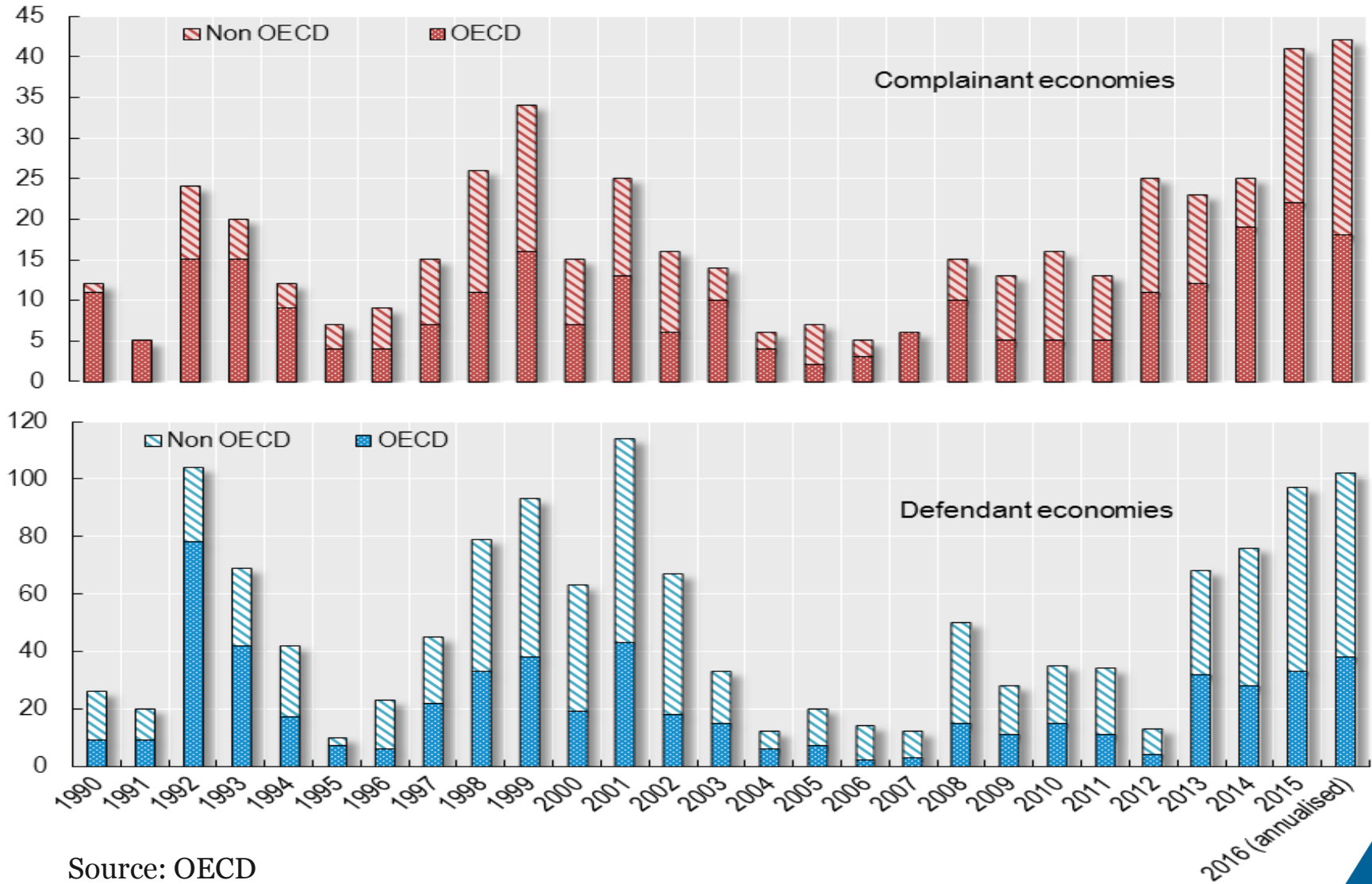
| Importer             | 2014    | 2015    | 2016    | Change<br>(2016/2015)<br>Volume | Change<br>(2016/2015)<br>% |
|----------------------|---------|---------|---------|---------------------------------|----------------------------|
| EU28, external trade | 31,931  | 37,676  | 40,668  | 2,992                           | 7.9%                       |
| share in world total | 14.7%   | 17.0%   | 19.0%   |                                 |                            |
| U.S.                 | 40,285  | 35,564  | 28,052  | -7,512                          | -21.1%                     |
| share in world total | 18.5%   | 16.1%   | 13.1%   |                                 |                            |
| Korea                | 22,268  | 21,546  | 22,304  | 759                             | 3.5%                       |
| share in world total | 10.3%   | 9.7%    | 10.4%   |                                 |                            |
| China                | 14,734  | 13,048  | 13,136  | 88                              | 0.7%                       |
| share in world total | 6.8%    | 5.9%    | 6.1%    |                                 |                            |
| Japan                | 6,657   | 5,850   | 5,922   | 72                              | 1.2%                       |
| share in world total | 3.1%    | 2.6%    | 2.8%    |                                 |                            |
| Russia               | 5,644   | 4,309   | 3,200   | -1,109                          | -25.7%                     |
| share in world total | 2.6%    | 1.9%    | 1.5%    |                                 |                            |
| World total          | 217,184 | 221,494 | 214,519 | -6,974                          | -3.1%                      |

Source: OECD calculations based on data from ISSB

Note: The definition of steel used in this table is HS 7206 to 7302, 7304-7306, and 7307.21-7307.99 excluding some forgings (7326.19), points and witches/crossings (7302.30 and 7302.90), some forged cold finished sections (7216.69 and 7216.99), some cold formed sections (7216.61 and 7216.91), welded shapes and sections (7301.20) and steel castings (7325.99).



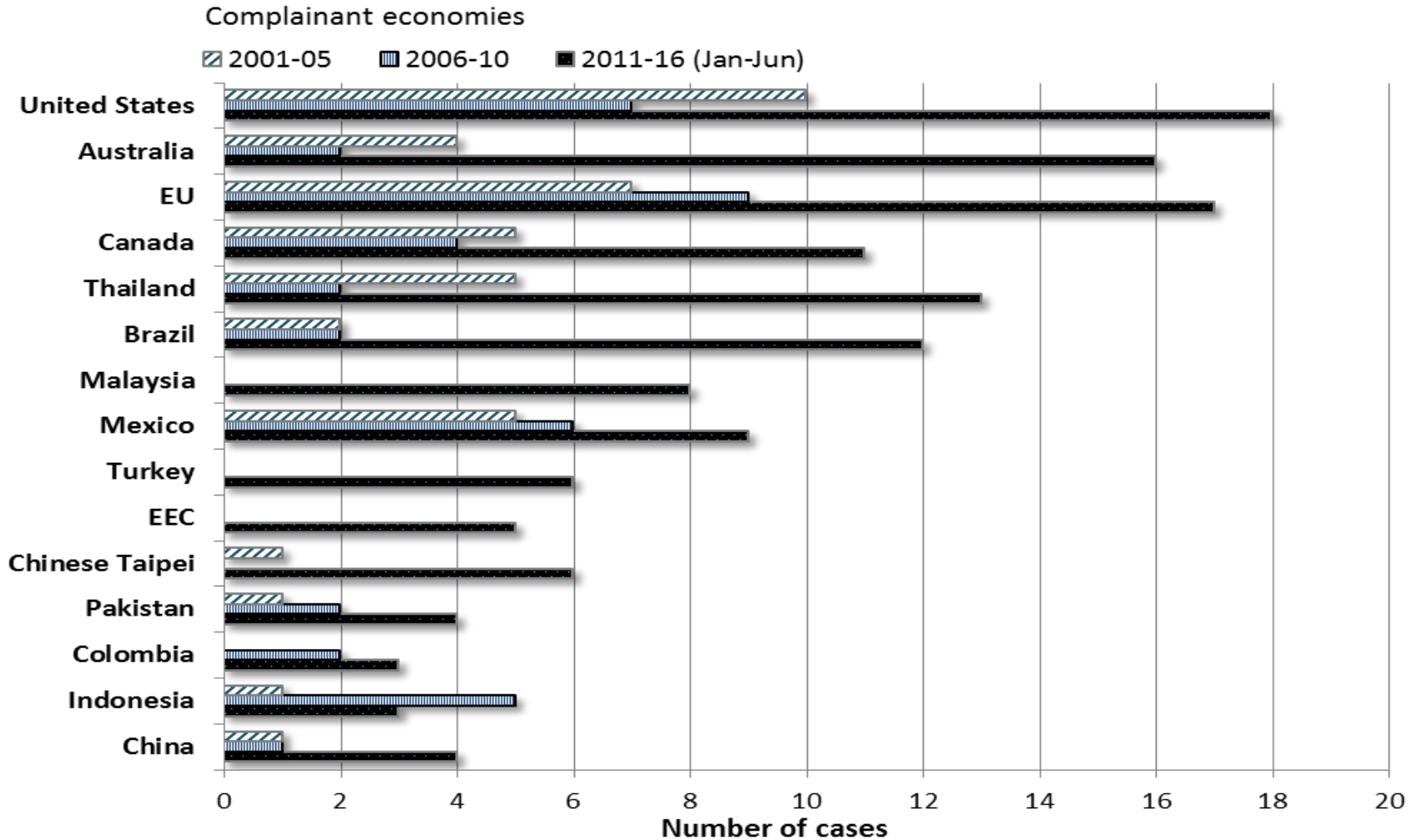
# New steel AD/CVD investigations 1990-2016 (Jan.-Jun., annualised)



Source: OECD



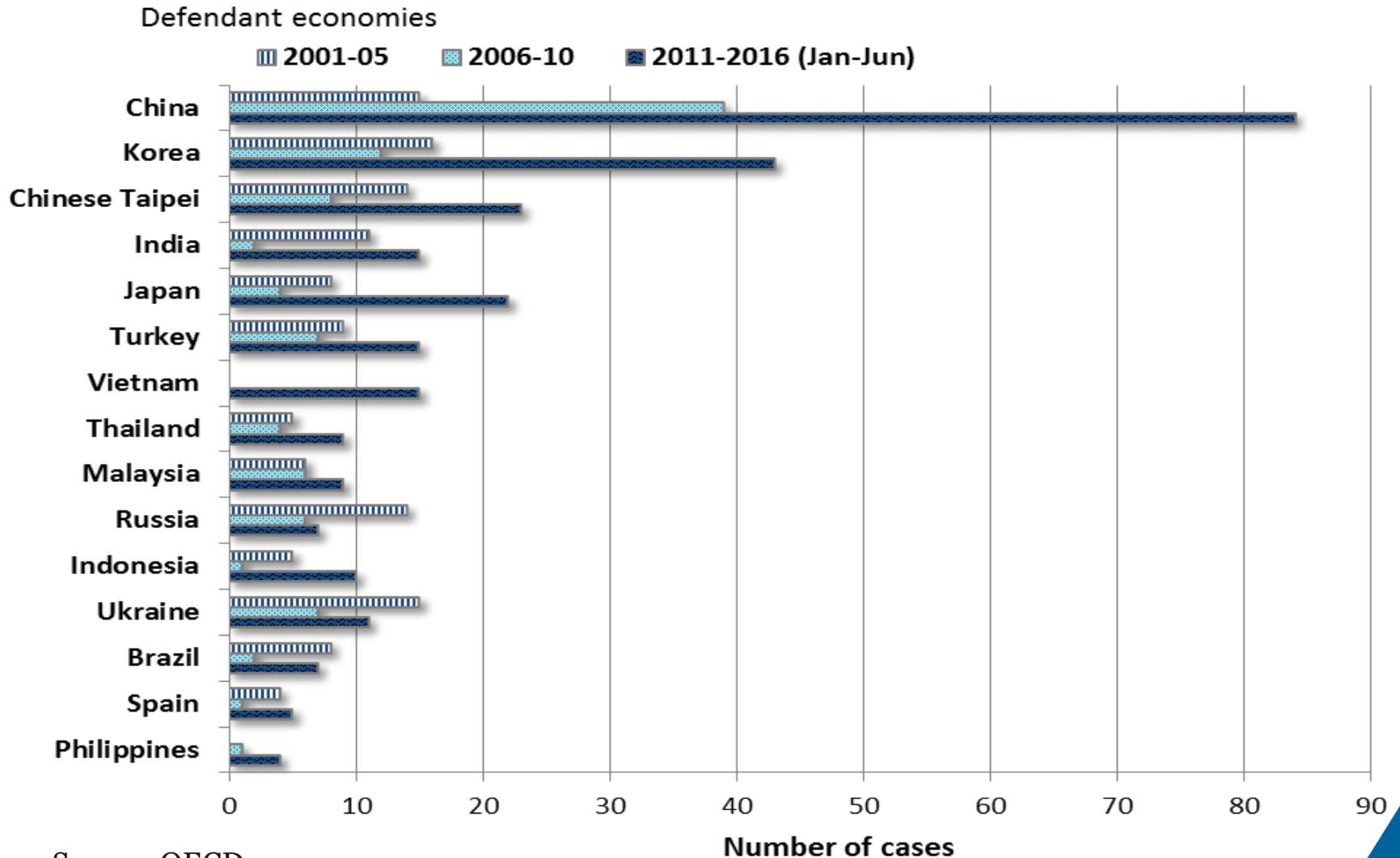
# Top 15 complainant economies in AD/CVD cases 2001-2016



Source: OECD



# Top 15 defendant economies in AD/CVD cases 2001-2016



Source: OECD



# New trade remedy cases since January 2016

| Complainant economies | Defendant economies                                                                                | Product                                                     | Measures                         |
|-----------------------|----------------------------------------------------------------------------------------------------|-------------------------------------------------------------|----------------------------------|
| Australia             | China                                                                                              | Carbon and alloy steel wire rod                             | CVD                              |
| Brazil                | Turkey                                                                                             | Hot-rolled deformed carbon and alloy steel reinforcing bars | AD                               |
| Canada                | China, Japan                                                                                       | Welded pipes & tubes                                        | AD<br>CVD (China)                |
| Dominican Republic    | China                                                                                              | Hot-rolled deformed carbon steel reinforcing bars           | AD                               |
| EU                    | China                                                                                              | Hot-rolled carbon steel                                     | AD                               |
|                       | China                                                                                              | Heavy plate                                                 | AD                               |
|                       | China                                                                                              | Seamless pipes & tubes                                      | AD                               |
|                       | China                                                                                              | Hot-rolled steel                                            | CVD                              |
|                       | Beralus                                                                                            | Carbon steel rebar                                          | AD                               |
| India                 | Brazil, China, Indonesia, Japan, Korea, Russia                                                     | Hot rolled flat products of carbon and alloy steel          | AD                               |
|                       | China                                                                                              | Stainless plate                                             | CVD                              |
|                       | China, Japan, Korea, Ukraine                                                                       | Cold-rolled flat products of carbon and alloy steel         | AD                               |
|                       | China                                                                                              | Carbon and alloy steel wire rod                             | AD                               |
| Chinese Taipei        | Brazil, China, India, Indonesia, Korea, Ukraine                                                    | Carbon and alloy steel heavy plate                          | AD                               |
|                       | China, Korea                                                                                       | Zinc-coated carbon and alloy steel                          | AD                               |
| Thailand              | Brazil, Iran, Turkey                                                                               | Hot-rolled carbon steel                                     | AD                               |
|                       | China, Korea                                                                                       | Welded pipes & tubes                                        | AD                               |
|                       | Korea                                                                                              | Hot-rolled carbon steel                                     | AD                               |
| United States         | China                                                                                              | Stainless steel flat products                               | AD & CVD                         |
|                       | Bergium, Brazil, China, France, Germany, Italy, Japan, Korea, South Africa, Chinese Taipei, Turkey | Carbon and alloy steel heavy plate                          | AD<br>CVD (Brazil, China, Korea) |
| Vietnam               | China, Korea                                                                                       | Coated carbon and alloy steel                               | AD                               |





# Determinations reached in 2016

| Complainant economies        | Defendant economies | Product                                          | Measures | Duties imposed                           | Determinations |
|------------------------------|---------------------|--------------------------------------------------|----------|------------------------------------------|----------------|
| Australia                    | China               | Deformed carbon and alloy steel reinforcing bars | AD       | 11.7-30.0%                               | April          |
| Australia                    | China               | Carbon and alloy steel wire rod                  | AD       | 37.4-53.1%                               | April          |
| Canada                       | China               | Seamless and welded pipes & tubes                | AD/CVD   | 74-351.4% (AD), 12.1-989.97 yuan/t (CVD) | March          |
| Colombia                     | China               | Carbon and alloy steel wire rod                  | AD       | \$419/t                                  | May            |
| Eurasian Economic Commission | Ukraine             | Stainless seamless pipes & tubes                 | AD       | 4.32-18.96%                              | January        |
| Eurasian Economic Commission | Ukraine             | Carbon and alloy steel bars                      | AD       | 9.32-10.11%                              | March          |
| Malaysia                     | China               | Painted flat steel sheets                        | AD       | 52.10%                                   | January        |
| Malaysia                     | Viet Nam            | Painted flat steel sheets                        | AD       | 12.06-34.85%                             | January        |
| Malaysia                     | China               | Carbon and alloy cold rolled steel sheets        | AD       | 5.61-23.78%                              | May            |
| Malaysia                     | Korea               | Carbon and alloy cold rolled steel sheets        | AD       | 3.78-21.64%                              | May            |
| Malaysia                     | Viet Nam            | Carbon and alloy cold rolled steel sheets        | AD       | 3.06-13.68%                              | May            |
| Mexico                       | China               | Steel wire products                              | AD       | \$1.02/kg                                | February       |
| Mexico                       | Spain               | Steel wire products                              | AD       | \$0.13/kg                                | February       |
| Mexico                       | Portugal            | Steel wire products                              | AD       | \$0.4/kg                                 | February       |
| Mexico                       | United States       | Welded tubes & pipes                             | AD       | \$575.01/t                               | April          |
| Mexico                       | Spain               | Welded tubes & pipes                             | AD       | \$62.22/t                                | April          |
| Mexico                       | India               | Welded tubes & pipes                             | AD       | \$81.61/t                                | April          |
| Thailand                     | China               | Carbon and alloy steel wire rod                  | AD       | 12.81-32.23%                             | March          |
| Turkey                       | Malaysia            | Stainless welded pipes & tubes                   | AD       | 0-25.27%                                 | March          |
| Turkey                       | Viet Nam            | Stainless welded pipes & tubes                   | AD       | 0-25.27%                                 | March          |
| Turkey                       | China               | Colored flat steel sheets                        | AD       | 23.40%                                   | June           |
| United States                | China               | Coated flat steel sheets                         | AD/CVD   | 209.97% (AD), 39.05-241.07% (CVD)        | June           |
| United States                | India               | Coated flat steel sheets                         | AD/CVD   | 3.05-4.44% (AD), 8-29.46% (CVD)          | June           |
| United States                | Italy               | Coated flat steel sheets                         | AD/CVD   | 12.63-92.12% (AD), 38.51% (CVD)          | June           |
| United States                | Korea               | Coated flat steel sheets                         | AD/CVD   | 8.75-47.8% (AD), 1.19% (CVD)             | June           |
| United States                | Chinese Taipei      | Coated flat steel sheets                         | AD       | 3.77%                                    | June           |
| United States                | China               | Carbon and alloy cold rolled steel products      | AD/CVD   | 265.79% (AD), 256.44% (CVD)              | June           |
| United States                | Japan               | Carbon and alloy cold rolled steel products      | AD       | 71.35%                                   | June           |