



Overview of the world shipbuilding capacity situation

by Jenny N. Braat,
Chairman, SEA Europe Working Group on Market & Forecast
&
Managing Director at Danish Maritime

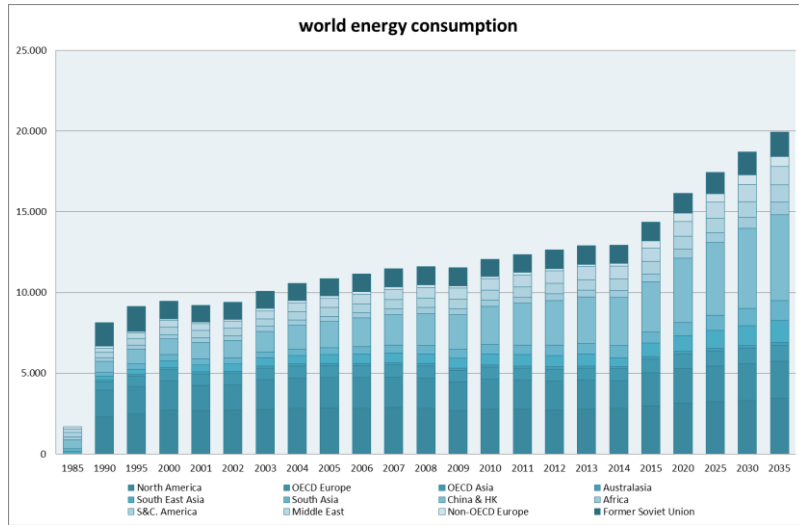


1. Methodology
2. Global Macroeconomic Situation
3. Global Energy Outlook
4. Global Seaborne Trade
5. Fleet Requirement and Deletions
6. New-building Requirement:
 - ✓ Cargo Carriers (container ships, general cargo, bulkers, tankers)
 - ✓ Offshore
 - ✓ Passenger Ships
 - ✓ Other Non-Cargo Vessels: tugs, dredgers, fishing vessels, icebreakers, research vessels
 - ✓ Global Yard Utilisation Developments
 - ✓ Currently Active Yards: capacity to spare

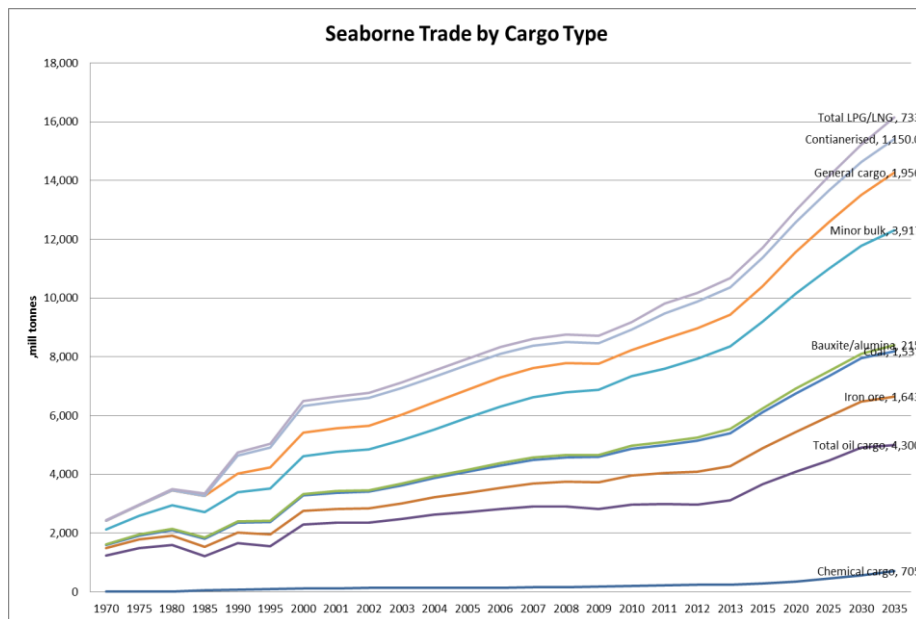


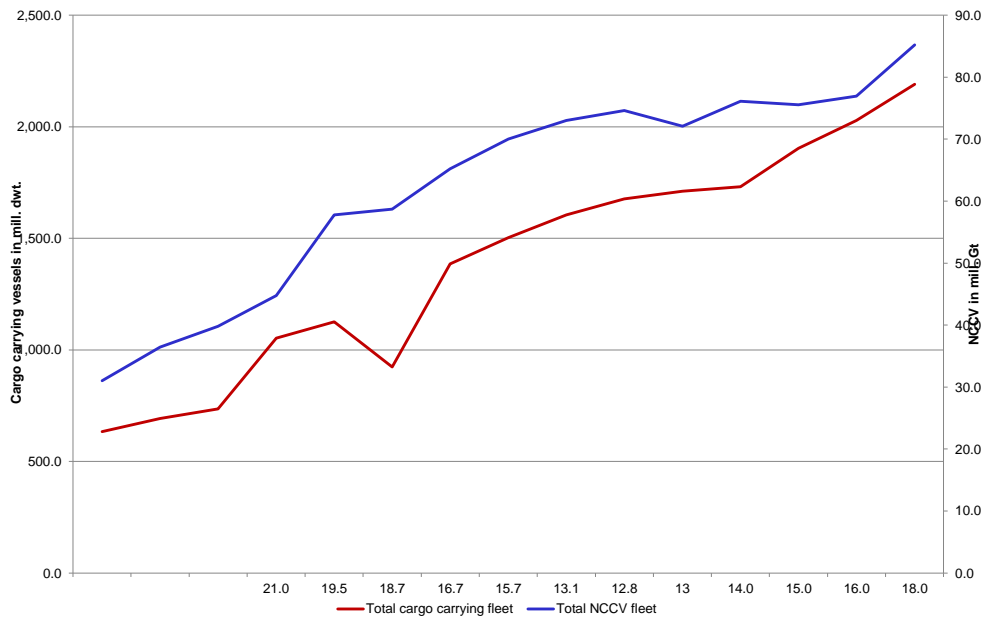
World Real GDP Growth





- World energy consumption will grow 1.5% pa between 2014 and 2035.
- Non-OECD countries lead the demand driven by strong and sharp long-term growth.
- Energy use in non OECD countries increases about 2.5% per year between 2013 and 2035, while in OECD countries, the increase is nearly 0.5%.



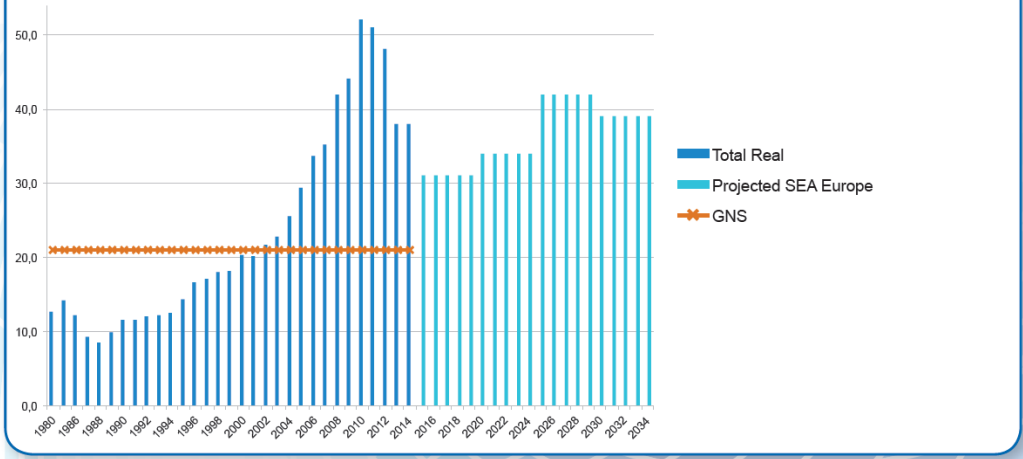


Analysis of Newbuilding Requirements

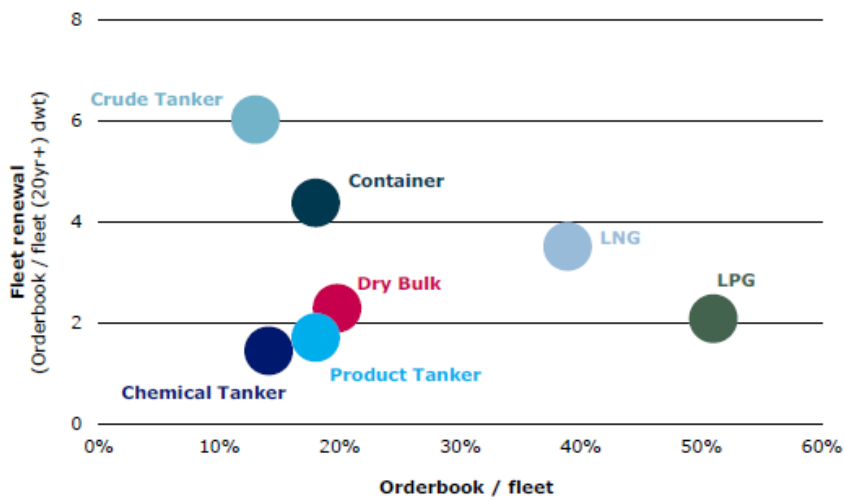
by Vessel Types & Sizes

1. Cargo Carriers:
 - Tankers
 - Containerships and General Cargo
 - Bulkers
 - LNG/LPG
2. Passenger Ships
3. Offshore Vessels
4. Specialized Vessels:
 - Tugs
 - Dredgers
 - Fishing
 - Icebreakers
 - Research
 - ...

Newbuilding Requirement: Actual 1980 - 2014 & Forecasted 2015 - 2035 in mill. CGT

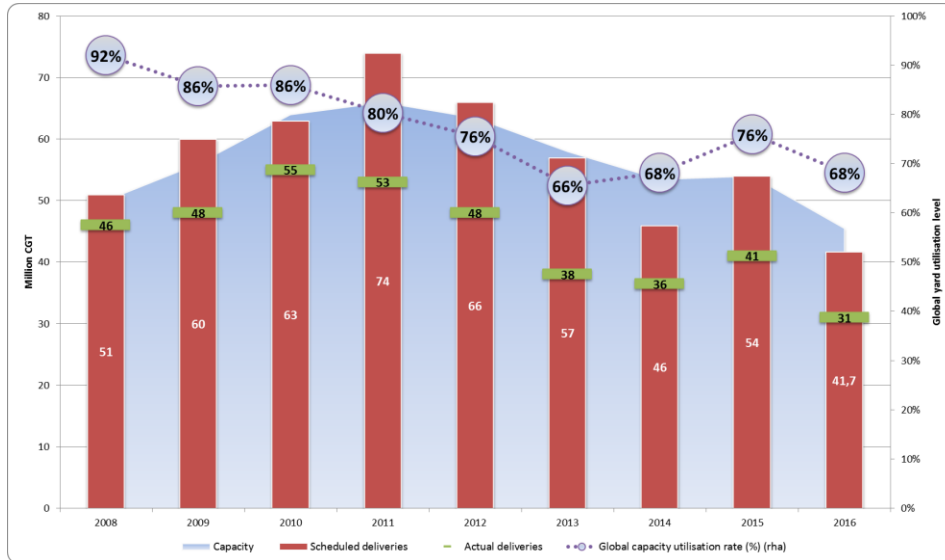


Threat of overcapacity in nearly ALL segments!



Source: Danish Ship Finance, Shipping Market Review - May 2015

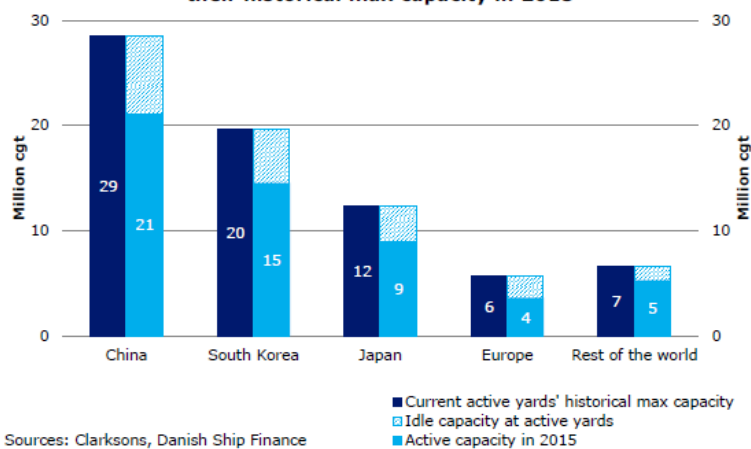
Global Yard Utilisation Developments



Sources: Clarkson's / IHS Fairplay end Q1 2015 / Danish Ship Finance, Shipping Market Review - May 2015

Currently Active Yards: capacity to spare

The active yards are expected only to utilise 72% of their historical max capacity in 2015



Sources: Clarksons, Danish Ship Finance

Source: Danish Ship Finance, Shipping Market Review - May 2015

Thank you!