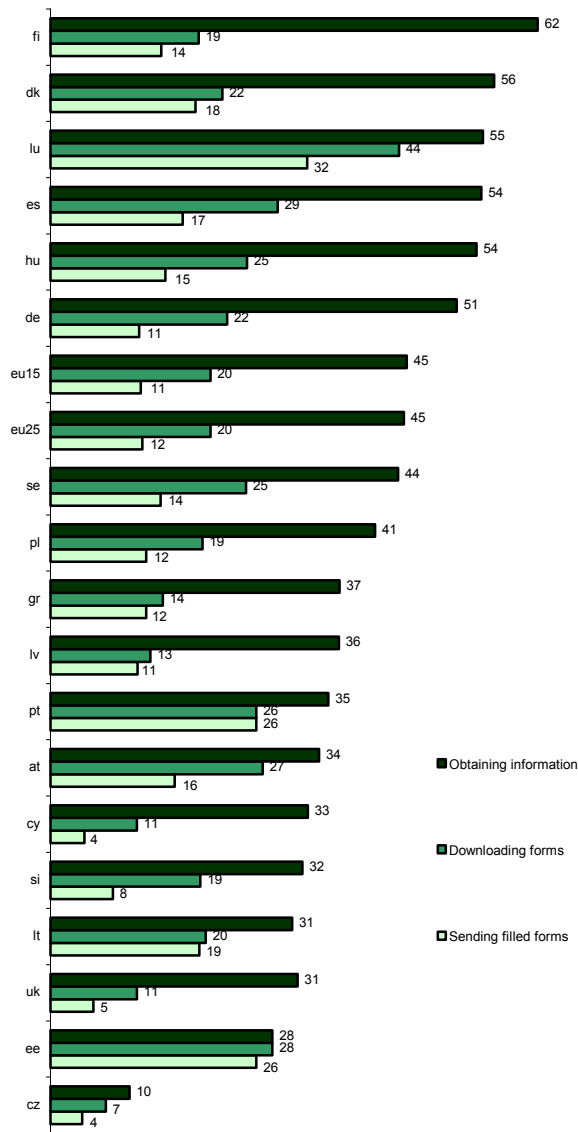


International comparison

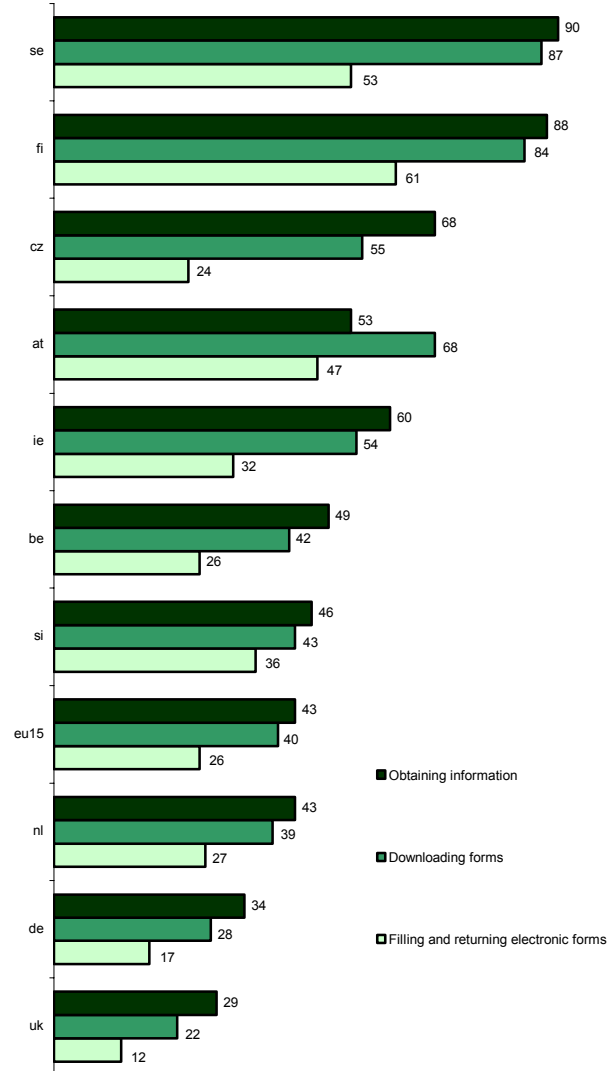
Percentage of individuals* using the internet for interacting with public authorities broken down by purpose (in 2004)



* Share in all persons aged 16+ (cz – persons aged 15+) who used the internet in the last 3 months
Source: Eurostat, Community Household Survey on ICT Usage 2004;
Czech statistical office, Survey on ICT usage in households and by individuals in 2004

International comparison

Percentage of enterprises using the internet for interacting with public authorities broken down by purpose (in 2003)



* Share in total enterprises with 10+ persons employed
Source: Eurostat, Community Enterprise Survey on ICT usage 2004
Czech statistical office, Enterprise survey on ICT usage and E-commerce in 2003

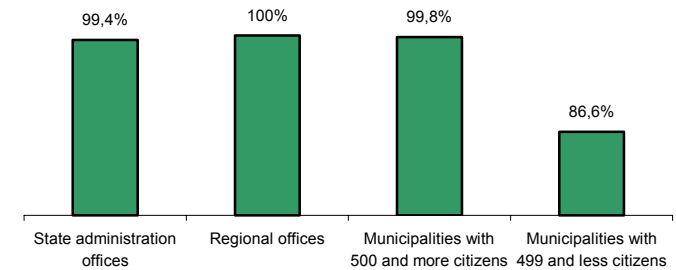
Terminology:
Large enterprises – 250 and more employed persons, **Medium enterprises** - 50 - 249 employed persons,
Small enterprises - 10 – 49 employed persons, **Extra small enterprises** - 5 - 9 employed persons

CZECH STATISTICAL OFFICE

INFORMATION SOCIETY IN THE CZECH REPUBLIC

e-Government

Percentage of public administration entities with internet access, by legal form of organization, 31.12.2003



Source: Czech statistical office, Survey on ICT usage by public administration entities in 2003

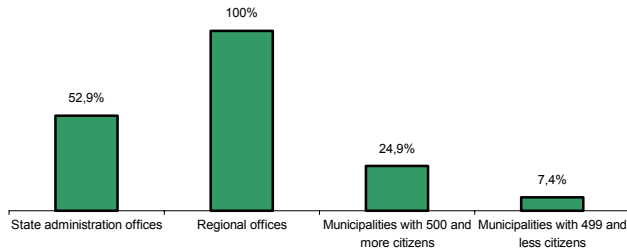
The Czech statistical office carried out the first annual survey on ICT usage in public administration in 2003. The survey followed up its pilot survey carried out in 2002. The annual survey was run on a sample of 4200 public administration entities, broken down by legal form of organization to "State administration offices", "Regional offices" and "Municipalities". The survey was implemented in the framework of the CZSO's public administration survey, in which it used separate questionnaire. The questionnaire had 5 parts – 1. access to information and communication technologies, 2. usage of information and communication technologies for needs of organization, 3. access of citizens to information and communication technologies (PIAPs and information kiosk), 4. web sites and information/on-line services available on web sites and 5. usage of the internet for public procurement. Postal survey was used as a data collection method.

To get more information about the ICT usage by public administration, the Czech statistical office carried out the „2004 Web site content survey“. The aim of the web site survey was to find out what kind of information and on-line services are available for citizens and enterprises on web sites of selected public administration entities.

More and detailed information from the first annual survey on ICT usage in public administration in 2003 can be found in the publication „Results of the Survey on ICT Usage in Public Administration of the Czech Republic 2003“ that is available free of charge on the Czech Statistical Office website: <http://www.czso.cz/eng/ediciplan.nsf/p/9608-04>

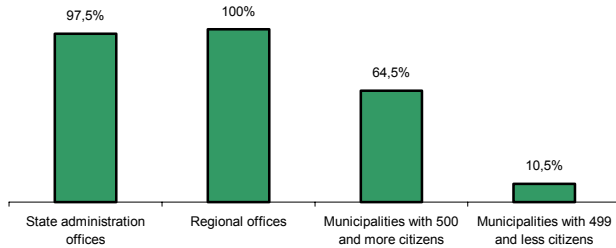
Information technologies in public administration

Percentage of public administration entities with broadband connection to the internet, by legal form of organization, 31.12.2003



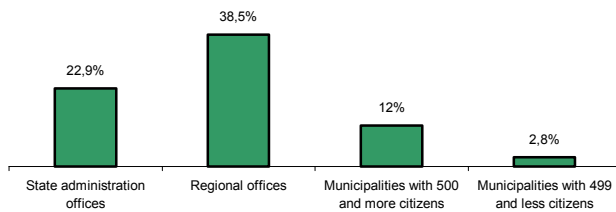
Source: Czech statistical office, Survey on ICT usage by public administration entities in 2003

Percentage of public administration entities with local area network, by legal form of organization, 31.12.2003



Source: Czech statistical office, Survey on ICT usage by public administration entities in 2003

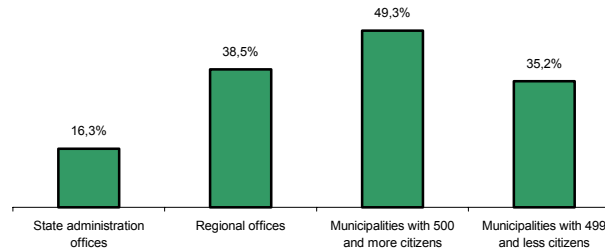
Percentage of public administration entities providing citizens with information kiosk, by legal form of organization, 31.12.2003



Source: Czech statistical office, Survey on ICT usage by public administration entities in 2003

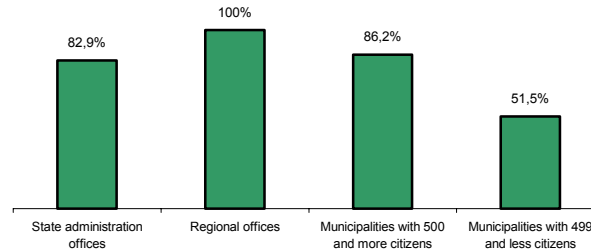
Information technologies in public administration

Percentage of public administration entities providing citizens with public internet access points, by legal form of organization, 31.12.2003



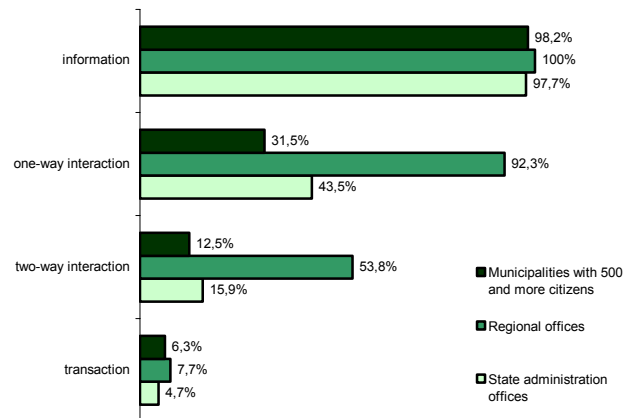
Source: Czech statistical office, Survey on ICT usage by public administration entities in 2003

Percentage of public administration entities with own web page, by legal form of organization, 31.12.2003



Source: Czech statistical office, Survey on ICT usage by public administration entities in 2003

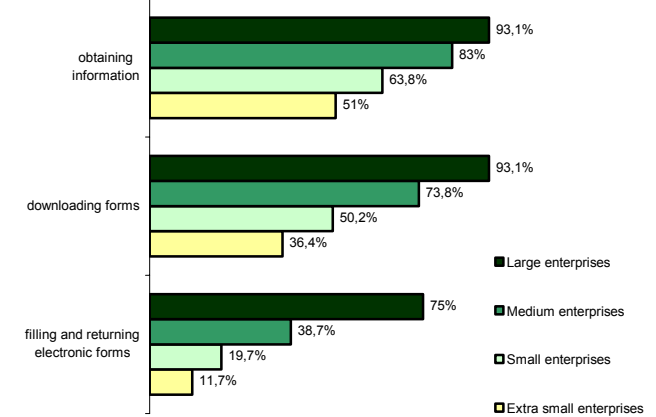
Percentage of public administration entities offering on-line services, by sophistication of the service and legal form of organization, 31.12.2003



* Share in total entities with own web page
Source: Czech statistical office, Survey on ICT usage by public administration entities in 2003

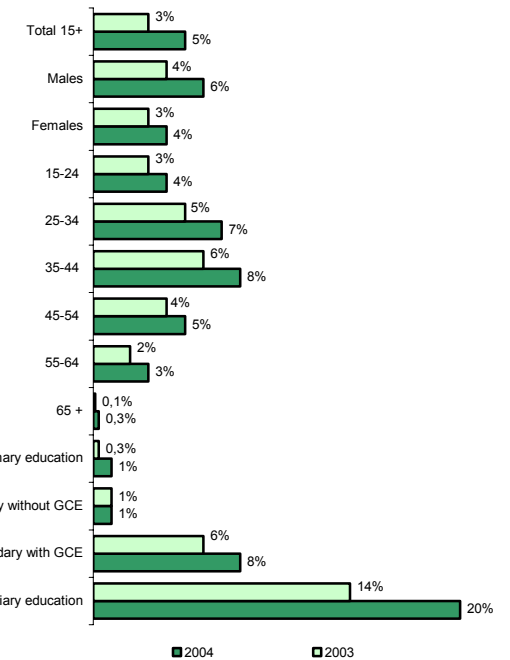
Interaction with public authorities

Percentage of enterprises using public administration web sites for selected activities, by enterprise size class (in 2003)



* Share in total enterprises in given size class
Source: Czech statistical office, Enterprise survey on ICT usage and E-commerce in 2003

Percentage of individuals* aged 15+ who used the internet for interaction with public authorities in 2003 and 2004, by gender, age and education



* Share in all persons aged 15+ in given group
Source: Czech statistical office, Survey on ICT usage in households and by individuals in 2003 and 2004