

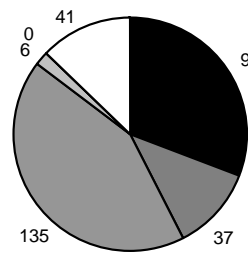
Aid at a glance

AUSTRIA


Gross Bilateral ODA, 2002-03 average, unless otherwise shown

Net ODA	2002	2003	Change 2002/03
Current (USD m)	520	505	-3.0%
Constant (2002 USD m)	520	414	-20.5%
In Euro (million)	552	447	-19.1%
ODA/GNI	0.26%	0.20%	
Bilateral share	70%	45%	
Net Official Aid (OA)			
Current (USD m)	196	245	25.1%

By Income Group (USD m)


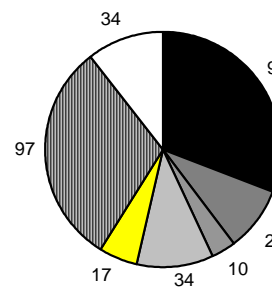


Clockwise from top

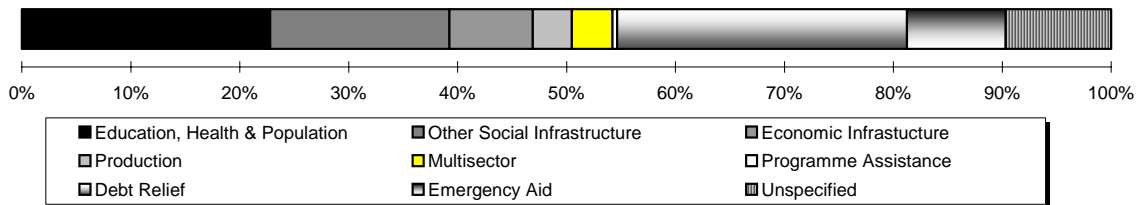


Top Ten Recipients of Gross ODA/OA (USD million)	
1 Poland (OA)	93
2 Serbia and Montenegro	53
3 Egypt	19
4 Tanzania	17
5 Turkey	16
6 Bosnia and Herzegovina	13
7 Mozambique	12
8 Russia (OA)	12
9 Bulgaria (OA)	10
10 Afghanistan	10

By Region (USD m)



By Sector



Source: OECD

NET OFFICIAL DEVELOPMENT ASSISTANCE IN 2003 (preliminary data)

