




# The European Commission's science and knowledge service

Joint Research Centre

*What makes a fair society?  
Insights and evidence*


23 october 2017

# What makes a fair society? Insights and evidence



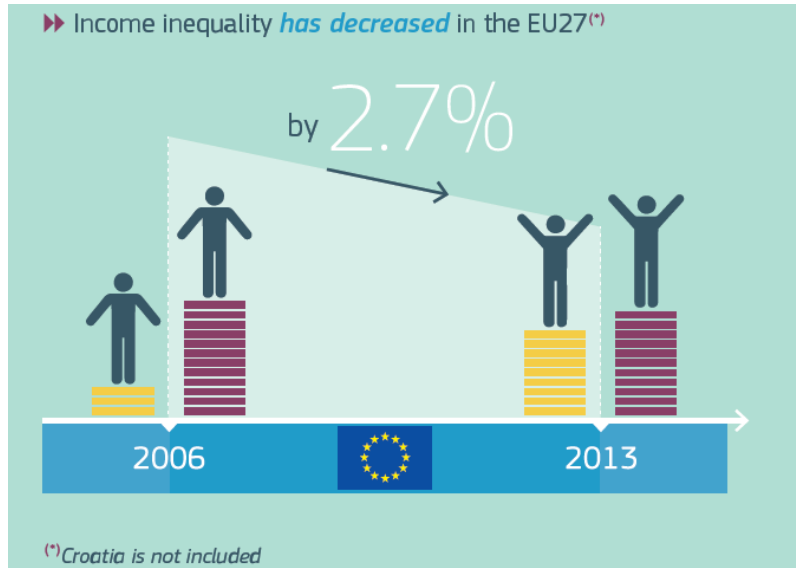
<b>Chapter 1. Income inequality</b>	<b>7</b>
1.1 Long and short-term trends	8
1.2 The impact of digitisation on income inequality and the world of labour	10
1.3 Public policy, income inequality and income growth	14
<b>Chapter 2. Inequality of opportunity</b>	<b>19</b>
2.1 Inequality of opportunity in education	20
2.2 Inequality of opportunity and health: Influence of childhood conditions	22
<b>Chapter 3. The spatial aspects of fairness</b>	<b>27</b>
3.1 Socio-economic factors with a geographical pattern	28
3.2 Second nature geographical factors	28
3.3 The relationship between socio-economic factors and second nature geographical factors	28
<b>Chapter 4. Perceptions</b>	<b>33</b>
4.1 Perceptions of inequality	34
4.2 Attitudes towards fairness	36
<b>Chapter 5. Future Research Priorities</b>	<b>41</b>

# What makes a fair society? Insights and evidence

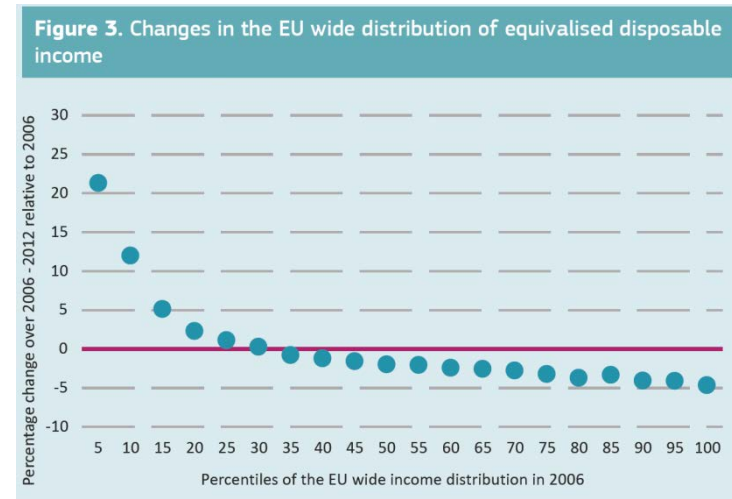


<b>Chapter 1. Income inequality</b>	<b>7</b>
1.1 Long and short-term trends	8
1.2 The impact of digitisation on income inequality and the world of labour	10
1.3 Public policy, income inequality and income growth	14
<b>Chapter 2. Inequality of opportunity</b>	<b>19</b>
2.1 Inequality of opportunity in education	20
2.2 Inequality of opportunity and health: Influence of childhood conditions	22
<b>Chapter 3. The spatial aspects of fairness</b>	<b>27</b>
3.1 Socio-economic factors with a geographical pattern	28
3.2 Second nature geographical factors	28
3.3 The relationship between socio-economic factors and second nature geographical factors	28
<b>Chapter 4. Perceptions</b>	<b>33</b>
4.1 Perceptions of inequality	34
4.2 Attitudes towards fairness	36
<b>Chapter 5. Future Research Priorities</b>	<b>41</b>

# Recent income inequality developments in the EU



## Different patterns at the two ends of the income distribution



Source: JRC calculations based on EUSILC (2006-2013)

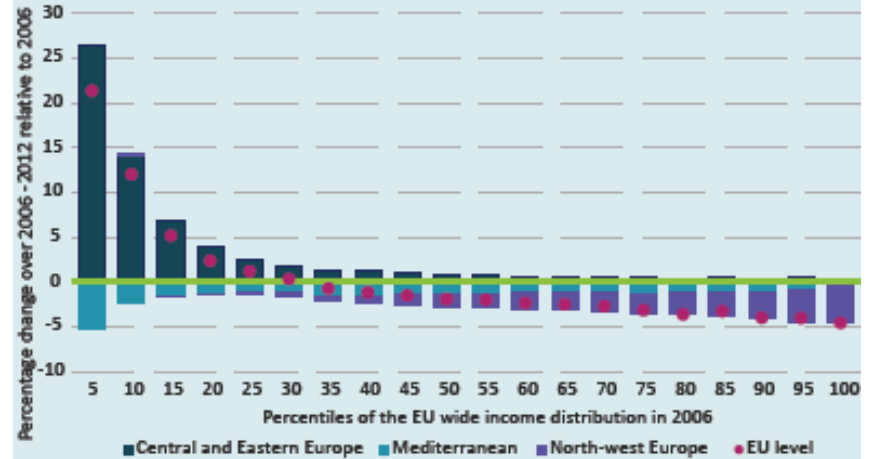
# Income Inequality in Europe during the crisis - a closer look

▶ Large income gains for the poorest households in Central and Eastern Europe Member States

▶ Households across the entire income distribution in Mediterranean and North West Europe lost over the same period




Figure 4. Changes in the EU-wide distribution of equivalised disposable income 2006-2012 by country group



Source: JRC calculations based on EUSILC (2006-2013)

# What makes a fair society? Insights and evidence



## Chapter 1. Income inequality

- 1.1 Long and short-term trends
- 1.2 The impact of digitisation on income inequality and the world of labour
- 1.3 Public policy, income inequality and income growth

## Chapter 2. Inequality of opportunity

- 2.1 Inequality of opportunity in education
- 2.2 Inequality of opportunity and health: Influence of childhood conditions

## Chapter 3. The spatial aspects of fairness

- 3.1 Socio-economic factors with a geographical pattern
- 3.2 Second nature geographical factors
- 3.3 The relationship between socio-economic factors and second nature geographical factors

## Chapter 4. Perceptions

- 4.1 Perceptions of inequality
- 4.2 Attitudes towards fairness

## Chapter 5. Future Research Priorities

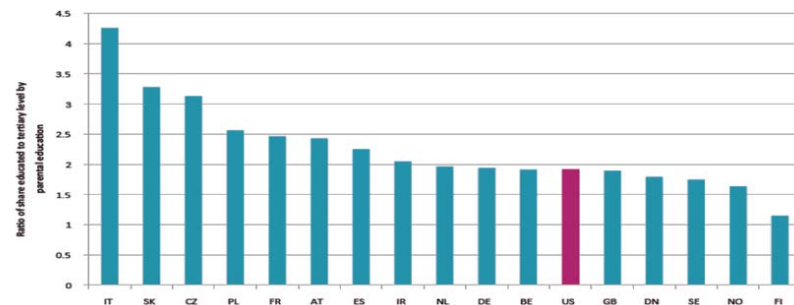
# Inequality of Opportunity in education: Does Family Background matter?

▶▶ The probability to reach tertiary education strongly depends on the *family background*



▶▶ *Country matters*

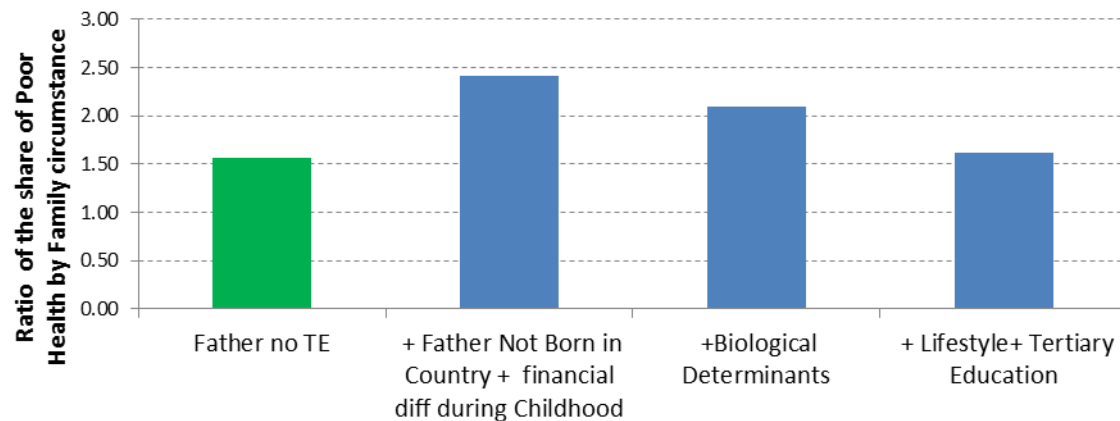
Figure 11. Family background and tertiary education



Source: JRC calculations based on PIAAC (2011/2012)

# Inequality of Opportunity in **health**: Does Family Background matter?

Figure 14. Family circumstances and self-reported poor health – multivariate analysis




□ Ratio of the share of respondents reporting a **poor health status** by parental education

□ Equal opportunity if ratio equal to 1

Source: JRC calculations based on ESS (2014)



# What makes a fair society? Insights and evidence



## Chapter 1. Income inequality

- 1.1 Long and short-term trends
- 1.2 The impact of digitisation on income inequality and the world of labour
- 1.3 Public policy, income inequality and income growth

## Chapter 2. Inequality of opportunity

- 2.1 Inequality of opportunity in education
- 2.2 Inequality of opportunity and health: Influence of childhood conditions

## Chapter 3. The spatial aspects of fairness

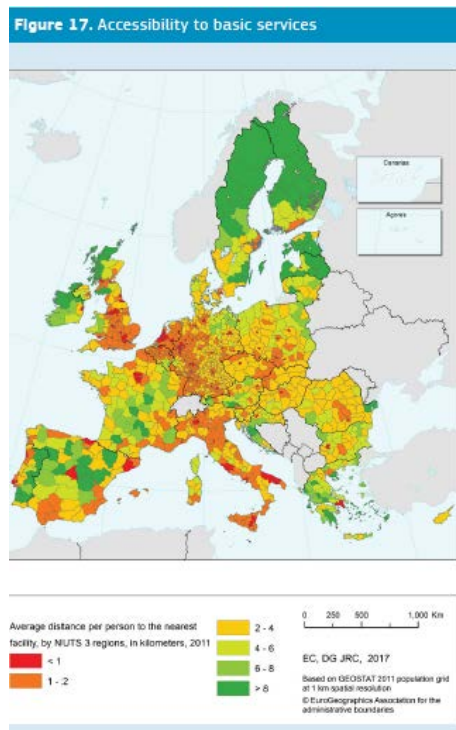
- 3.1 Socio-economic factors with a geographical pattern
- 3.2 Second nature geographical factors
- 3.3 The relationship between socio-economic factors and second nature geographical factors

## Chapter 4. Perceptions

- 4.1 Perceptions of inequality
- 4.2 Attitudes towards fairness


## Chapter 5. Future Research Priorities

# Spatial aspects of Fairness: Does where you reside matter?



- ❑ Unequal access to **basic services** within and across regions
- ❑ Individuals living in poor neighborhoods during childhood underperform on a large set of outcomes

# What makes a fair society? Insights and evidence



## Chapter 1. Income inequality

- 1.1 Long and short-term trends
- 1.2 The impact of digitisation on income inequality and the world of labour
- 1.3 Public policy, income inequality and income growth

## Chapter 2. Inequality of opportunity

- 2.1 Inequality of opportunity in education
- 2.2 Inequality of opportunity and health: Influence of childhood conditions

## Chapter 3. The spatial aspects of fairness

- 3.1 Socio-economic factors with a geographical pattern
- 3.2 Second nature geographical factors
- 3.3 The relationship between socio-economic factors and second nature geographical factors


## Chapter 4. Perceptions

- 4.1 Perceptions of inequality
- 4.2 Attitudes towards fairness

## Chapter 5. Future Research Priorities

# Perceptions of inequality in the EU?

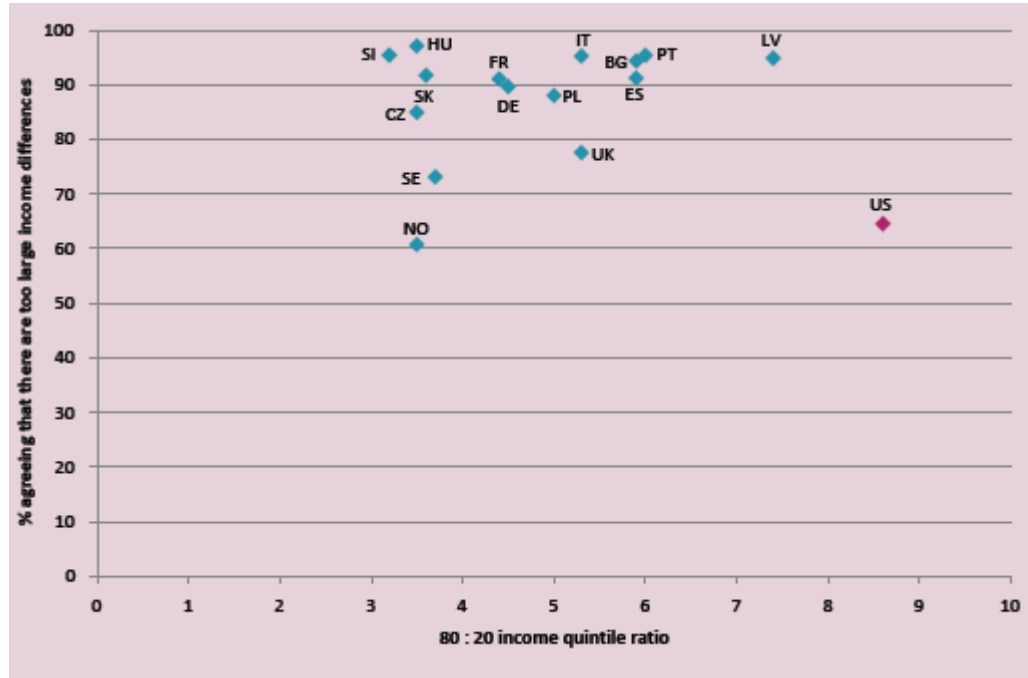
▶▶ The majority of people in Europe believe that *income differences* in their country are too large and governments need to reduce them




▶▶ Measured and perceived income inequalities are only *weakly correlated*

Source: JRC calculations based on ISSP (2009) and Eurostat (2009)

# Perceptions of inequality - are they aligned with reality?



# What makes a fair society? Insights and evidence



## Chapter 1. Income inequality

- 1.1 Long and short-term trends
- 1.2 The impact of digitisation on income inequality and the world of labour
- 1.3 Public policy, income inequality and income growth

## Chapter 2. Inequality of opportunity

- 2.1 Inequality of opportunity in education
- 2.2 Inequality of opportunity and health: Influence of childhood conditions

## Chapter 3. The spatial aspects of fairness

- 3.1 Socio-economic factors with a geographical pattern
- 3.2 Second nature geographical factors
- 3.3 The relationship between socio-economic factors and second nature geographical factors

## Chapter 4. Perceptions

- 4.1 Perceptions of inequality
- 4.2 Attitudes towards fairness

## Chapter 5. Future Research Priorities

# Conclusions – Ways forward



- ❑ Fairness should be addressed in a **multidimensional** context
- ❑ JRC **multi-year research agenda**
  - ❑ Second report on Fairness foreseen by 2020 & Series of policy briefs
  - ❑ Research papers
- ❑ A Better understanding of the **drivers of inequality perceptions** is needed
  - ❑ Upcoming Eurobarometer survey on **Fairness, inequality and intergenerational mobility**

# Conclusions – Ways forward



## Purpose

Sharing **knowledge** & fostering an **informed dialogue** on the **multidimensional** aspects of fairness

1. **Knowledge sharing**
2. **Knowledge production** & Knowledge management
3. Network of experts

## Upcoming workshops

- ❑ Social mobility and the role of education – scheduled on **05 December 2017**
- ❑ Segregation, marginalized groups and intergenerational spatial inequality
- ❑ Income inequality and its policy determinants – beyond a MS level analysis
- ❑ Spatial disparities: access to services



European  
Commission



# Stay in touch



EU Science Hub: [ec.europa.eu/jrc](https://ec.europa.eu/jrc)



Twitter: [@EU\\_ScienceHub](https://twitter.com/EU_ScienceHub)



Facebook: [EU Science Hub - Joint Research Centre](https://www.facebook.com/EU_Science_Hub_-_Joint_Research_Centre)



LinkedIn: [Joint Research Centre](https://www.linkedin.com/company/joint-research-centre)



YouTube: [EU Science Hub](https://www.youtube.com/EU_Science_Hub)