

OECD Regions at a Glance 2013 - Turkey Profile

<http://rag.oecd.org>

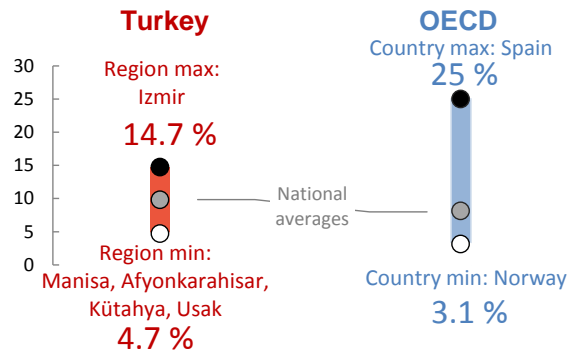
Did you know?

Among OECD countries Turkey had the 10th largest regional disparities in unemployment rate in 2012.

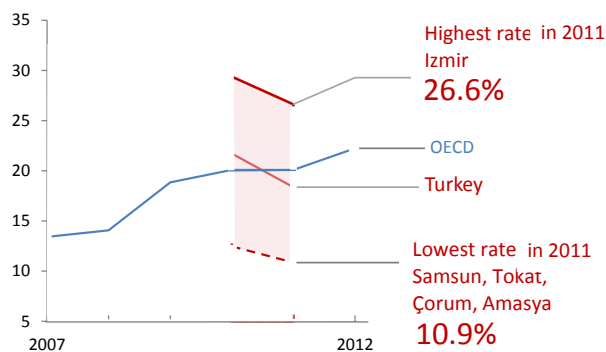
In Turkey, only 36% of the total public investment is carried out by sub-national governments, compared to 72% in the OECD area.

Regional dynamics

Unemployment rate, 2012



Youth unemployment rate, 15-24 years old, 2007-11

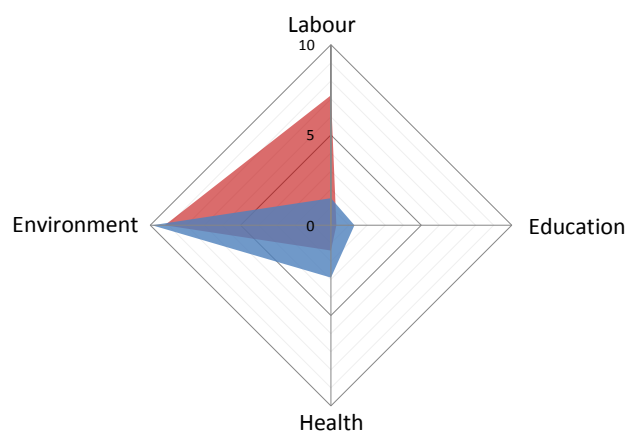


The difference of 10 percentage points between the highest **unemployment rate** in Izmir with **14.7%** and the lowest (**4.7%**) put Turkey in the top 10 countries with the highest regional disparities among OECD countries.

Regional dynamics

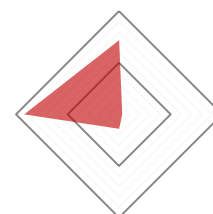


How the regions with the highest and lowest employment opportunities fare on social and environmental dimensions?



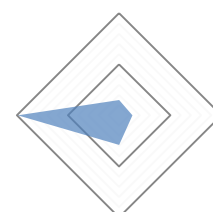
Highest employment rate region:

Kastamonu, Çankiri, Sinop



Lowest employment rate region:

Mardin, Batman, Sirnak, Siirt



How to read the graph: For each dimension, regions have been assigned values from 0 to 10 based on their rank among all OECD regions and on the latest available data: 10 is the best performance and 0 is the lowest. The OECD median region is equal to 5. The more the radar graph is covered, the better the performance of the region among OECD regions.

The region of Kastamonu, Çankiri, Sinop fares better than the OECD median region for labour and environment, but below for health and education. The region of Mardin, Batman, Sirnak, Siirt, which has the lowest unemployment rate in the country, ranks below for education health and labour.

Dimensions	Indicators	Kastamonu, Çankiri, Sinop	Mardin, Batman, Sirnak, Siirt	Turkey	OECD average
Labour	Unemployment rate, 2011 (%)	5.8	12.7	9.8	8.1
Education	Share of work force with tertiary education, 2011 (%)	13.8	17.1	18.0	28.4
Health	Mortality rate, 2010 (%)	10.6	9.6	10.6	7.9
Environment	CO2 per capita, 2008 (tonnes per person)	2.7	1.8	9.2	14.1

Source: OECD Regional database.

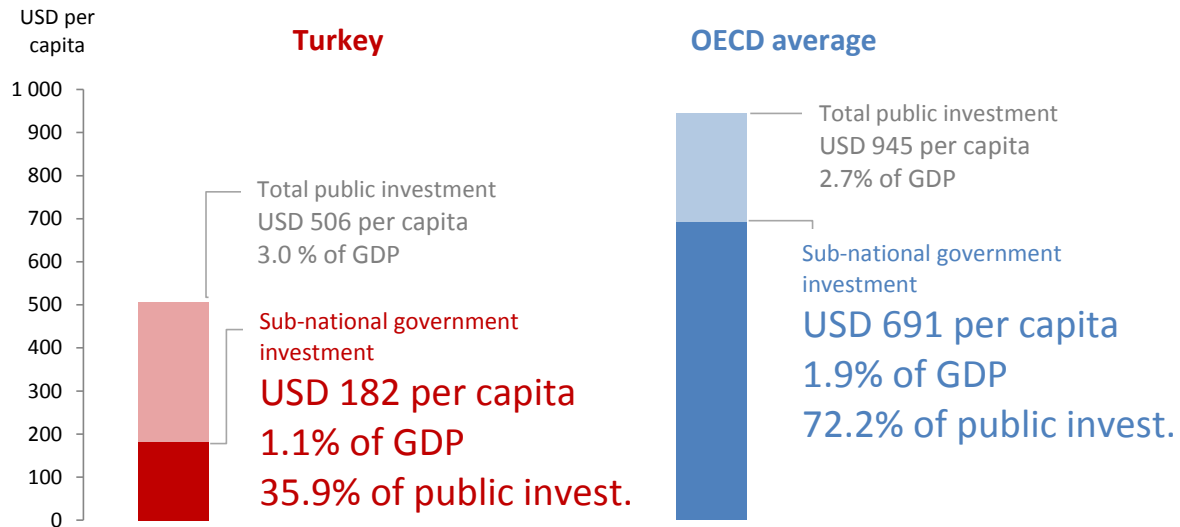
Note: Regions refer to the first administrative tier of sub-national government; Turkey is composed by 26 Regions.

Sub-national government finance



Sub-national governments have a key role in public investment

Sub-national government public investment per capita, 2011



In Turkey **36%** of the **total public investment** was carried out by sub-national governments (SNG) compared to **72%** in the **OECD area**. SNG investment has decreased in Turkey from **USD 262** per capita in 2007 to **USD 182** per capita in 2011.

Source : OECD National Accounts database.

OECD Regions at a Glance 2013

This edition of OECD Regions at a Glance shows how regions and cities contribute to national growth and the well-being of societies. It updates its regular set of region-by-region indicators, examining a wide range of policies and trends and identifying those regions that are outperforming or lagging behind in their country.

New to this edition:

- The role of OECD metropolitan areas in countries' development
- Recent trends in public investment, revenues and the debt of subnational governments

Consult this publication on line: http://dx.doi.org/10.1787/reg_glance-2013-en

