



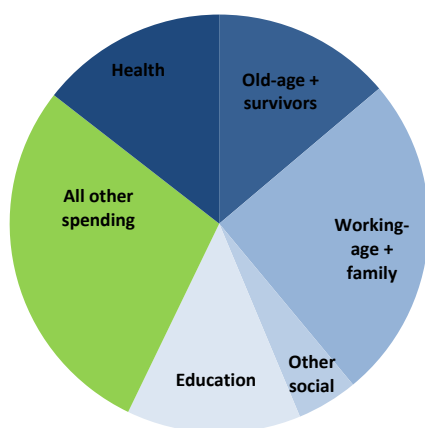
Danish public spending on social protection is the 2nd highest in the OECD area, accounting for 30.8% of the GDP, compared with an OECD average of 21.9%. Spending on families and benefits to people in the working age population is higher in Denmark than in most other OECD countries. Through reforms, maximum duration of unemployment benefit insurance is reduced from four to two years.

Denmark has unemployment rates well below the OECD average. Even so, the share of adults living in workless households is close to the OECD average.

Poverty rates are low in Denmark

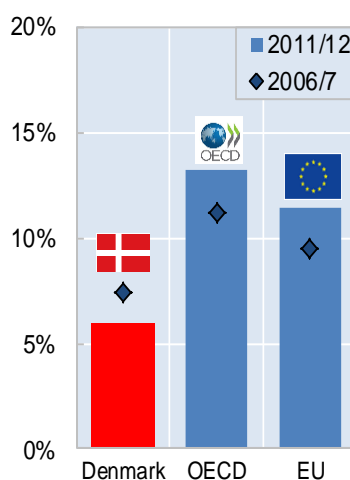
- At 6% of the population, Denmark has the 2nd lowest relative poverty rate in the OECD, well below the 11.3% OECD average. The share of the population reporting that they feel that they cannot afford to buy sufficient food in Denmark is less than half of the OECD average.
- The guaranteed minimum income for low-income families in Denmark is close to the poverty line when housing-related benefits are included. This minimum income is substantially above the average safety net in the OECD.

Social spending:
Shares of total government spending
by function, 2011



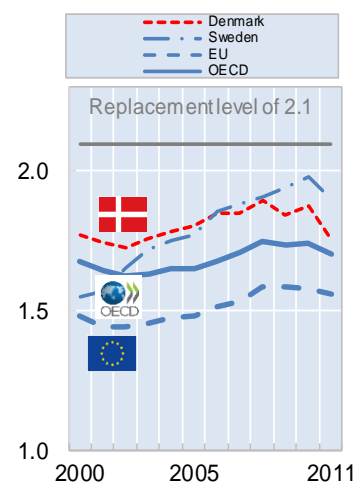
[\[Data.xls\]](#)

Relatively low numbers of
people feel that they cannot
afford food
Percentage of survey
respondents



[\[Figure 1.5.xls\]](#)

Total fertility rate from 2000 to
2011



[\[Figures 3.3-3.4.xls\]](#)

Strong increase in long-term unemployment

- With an employment rate of 72.8%, Denmark ranks 7th highest among the OECD countries, and above the OECD average of 66.2%. Even so, Denmark was relatively hard hit by the economic crisis, and the employment rate dropped by 4.4 percentage points between 2007 and the second quarter of 2013.
- The share of long-term unemployment (more than one year) increased from 16.4% to 28.7% between 2007 and the second quarter of 2013. Only five other OECD countries experienced stronger growth in long term unemployment.
- The share of youth neither in employment, education nor training (NEETs) at 6% in Denmark is much lower than the OECD average of 13%.

Despite effects of the crisis, life satisfaction remains high

- At USD 4 400 per capita, health expenditures in Denmark are well above the OECD average of USD 3 300. Nevertheless, life expectancy at 79.9 years is slightly below the OECD average of 80.1 years.
- When asked to rate their general satisfaction with life on a scale from 0 to 10, Danes recorded a 7.5, which is lower than the pre-crisis level, but is still the 5th highest among the OECD countries.

Scoreboard: selected social indicators
(Click on indicators for full data and information)

	Pre-crisis			Latest year		
	Denmark	EU	OECD	Denmark	EU	OECD
Annual disposable household income in national currency, latest year prices						
Average	234 200	241 900
Bottom 10%	95 500	95 900
in USD, latest year PPPs and prices						
Average	27 300	22 900	23 100	28 200	22 900	23 100
Bottom 10%	11 100	7 900	7 300	11 200	7 700	7 100
Total Fertility rate	1.89	1.63	1.75	1.76	1.59	1.70
Unemployment rate (%)	3.7	6.6	5.9	7.0	11.1	9.1
Youth neither in employment, education nor training, NEET rate (%)	4.9	10.7	11.5	5.9	12.7	12.6
Income inequality:						
Gini coefficient	0.246	0.288	0.313	0.252	0.291	0.313
Gap between richest and poorest 10%	5.1	6.9	9.2	5.3	7.4	9.5
Relative poverty (%)	6.1	9.2	11.2	6.0	9.4	11.3
Share of people reporting not enough money to buy food (%)	7.4	9.5	11.2	6.0	11.5	13.2
Public social spending (% GDP)	26.6	22.5	19.6	30.8	25.1	21.9
Suicide rates, per 100 000 population	10.2	12.5	12.5	10.1	12.2	12.4
Health expenditure per capita (latest year USD PPPs)	4 300	3 100	3 100	4 400	3 200	3 300
Confidence in national government (%)	62	50	49	55	41	43
Confidence in financial institutions (%)	83	65	63	58	43	46

Unweighted average of the 21 EU and 34 OECD countries.

[from OECD Employment database](#)

[from OECD Income Distribution Database](#)

[from OECD Social Expenditure Database \(SOCX\)](#)

[from OECD Health Data](#)

See also:

- How does your country compare: [data visualization](#)
- Executive summary: in your [language](#)

