

# Aid in Support of Environment 2007-2008

## Italy

Average commitments for 2007-2008, unless otherwise shown

Investment in environment is necessary for improving economic, social and political conditions in developing countries within the framework of sustainable development.

An activity can target environment as a "principal objective" or "significant objective". Principal means environment was an explicit objective of the activity and fundamental in its design. Significant means environment was an important, but secondary, objective of the activity. Not targeted means that the activity was screened for promoting environment, but was not found to have targeted it.

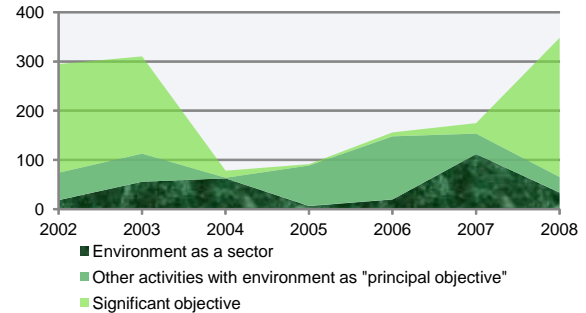
Not all activities have been screened against the environment marker: the coverage ratio for sector-allocable activities is 80%.

### Aid to Environment, commitments

USD million, current prices

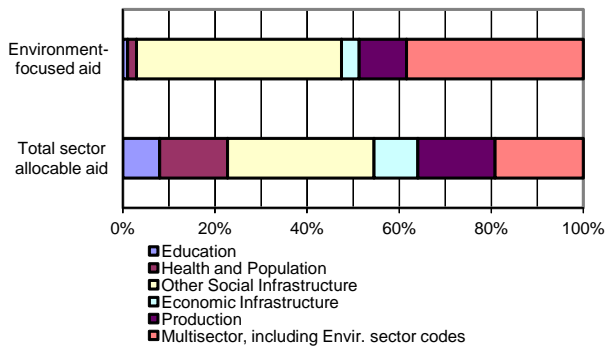
	2007	2008
Environment as a sector	112	37
Other activities scored "principal objective"	42	35
"significant objective"	21	310
<b>Total of environment-focused aid</b>	<b>175</b>	<b>381</b>
Not targeted	124	605
Not screened	331	0
<b>Total sector-allocable aid</b>	<b>630</b>	<b>987</b>
<b>Share of environment-focused aid (1)</b>	<b>59%</b>	<b>39%</b>
Memo:		
Total non sector-allocable aid	810	1353

Total environment-focused aid, 2007 USD million

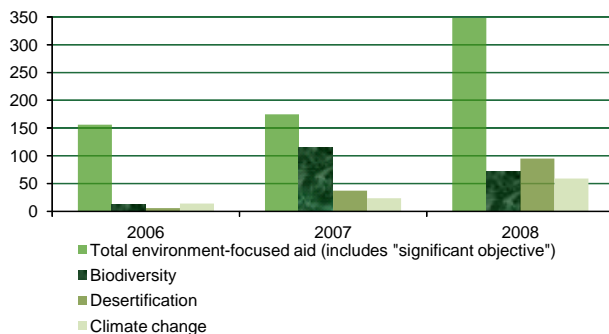


### Sector breakdown

Sectoral components of environment-focused aid



Focus on Rio conventions (2), USD million



### Top ten recipients

Environment focus in aid to top ten recipients

USD million

	Total aid	Total sector allocable aid	Environment focused aid
Iraq	680	45	36%
Afghanistan	98	75	49%
Lebanon	98	52	79%
Mozambique	89	85	73%
Tunisia	80	41	28%
China	70	69	95%
Palestinian Adm. Areas	41	13	13%
Sudan	27	17	58%
Sierra Leone	26	9	2%
Ethiopia	24	22	14%

Top ten recipients of environment-focused aid

	Environment-focused aid	
	USD Million	%
China	64	95%
Mozambique	48	73%
Lebanon	38	79%
Afghanistan	29	49%
Iraq	16	36%
Tunisia	11	28%
Sudan	9	58%
Kenya	9	77%
Brazil	3	39%
Montenegro	3	74%

(1): Percentage of sector allocable aid. Activities not screened against the environment marker have been excluded.

(2): Data on Rio Conventions markers (Biodiversity, Desertification, Climate Change) are extracted from the latest study on Aid targeting the Objectives of the Rio Conventions available at [www.oecd.org/dac/stats/rioconventions](http://www.oecd.org/dac/stats/rioconventions).