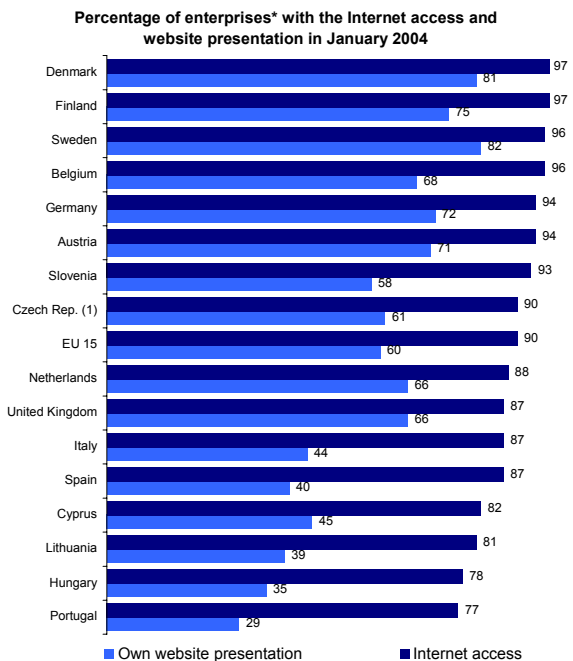
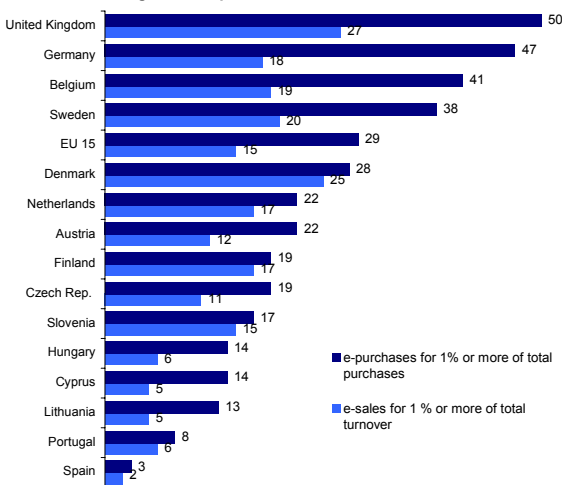


International comparison



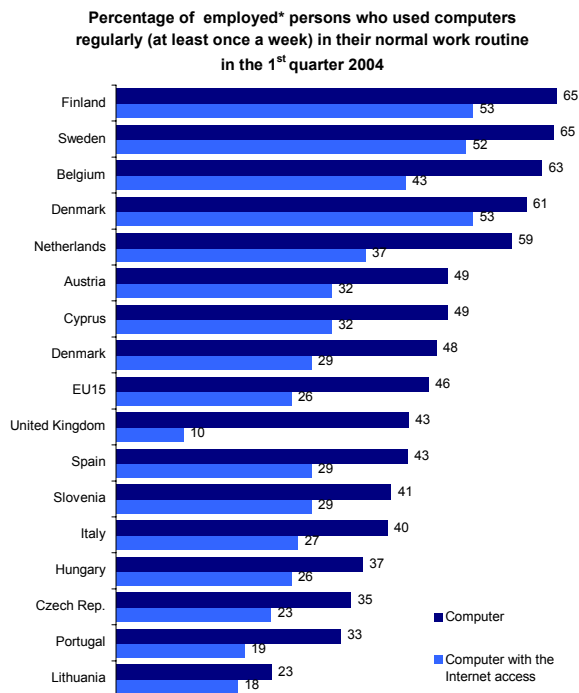
* Share in total population of enterprises with 10 and more persons employed
(1) 31 December 2003 for the Czech Republic
Source: Eurostat, Community Enterprise Survey on ICT Usage and e-commerce 2004;
Czech Statistical Office, Enterprise Survey on ICT usage and e-commerce in 2003

Percentage of enterprises* that used e-commerce in 2003



* Share in total population of enterprises with 10 and more persons employed
Source: Eurostat, Community Enterprise Survey on ICT Usage and e-commerce 2004;
Czech Statistical Office, Enterprise Survey on ICT usage and e-commerce in 2003

International comparison



* Share in total number of persons employed in enterprises with 10 and more persons employed
(1) 31 December 2003 for the Czech Republic
Source: Eurostat, Community Enterprise Survey on ICT Usage and e-commerce 2004;
Czech Statistical Office, Enterprise Survey on ICT usage and e-commerce in 2003

Comments:

E-commerce via networks other than the Internet – electronic data exchange in structural form (e.g. orders, invoices etc.) based on agreed standard of messages or files between ICT systems of enterprises via computer-mediated networks not using Internet protocols. System EDI is mostly used for these trades in the Czech republic.

Purchases via the Internet, i-purchases – purchases of goods or services via the networks based on the Internet protocols by definition (Internet, Extranet, EDI-web etc.), mainly done via web application of a seller. Purchases resulted from order that were based on information obtained via the Internet but not placed via the networks based on the Internet protocols (e.g. phone call, fax, written order) or via manually written e-mail are not included. A way of payment or delivery of goods or service is not important.

Sales via the Internet, i-sales – sales of goods or services via the networks based on the Internet protocols by definition (Internet, Extranet, EDI-web etc.), mainly done via web application of a seller. Sales resulted from order that were based on information obtained via the Internet but not placed via the networks based on the Internet protocols (e.g. phone call, fax, written order) or via manually written e-mail are not included. A way of payment or delivery of goods or service is not important.

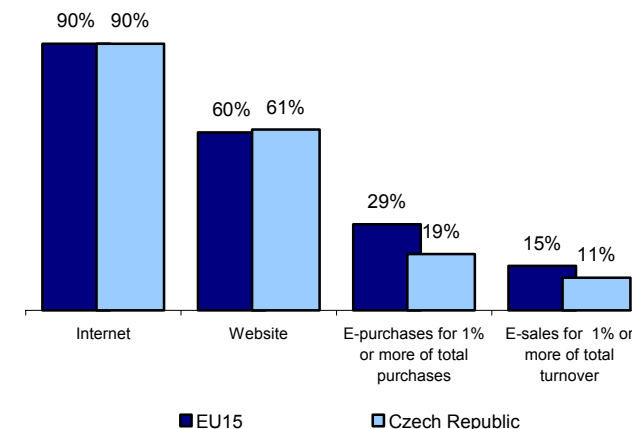
www.czso.cz

© Czech Statistical Office, 2005

INFORMATION SOCIETY IN THE CZECH REPUBLIC

Business sector

Percentage of enterprises* with the Internet access and website presentation in the 1st quarter 2004 (1) and use of e-commerce in 2003



* Share in total population of enterprises with 10 and more persons employed
(1) 31 December 2003 for the Czech Republic

Source: Eurostat, Community Enterprise Survey on ICT Usage and e-commerce 2004;
Czech Statistical Office, Enterprise Survey on ICT usage and e-commerce in 2003

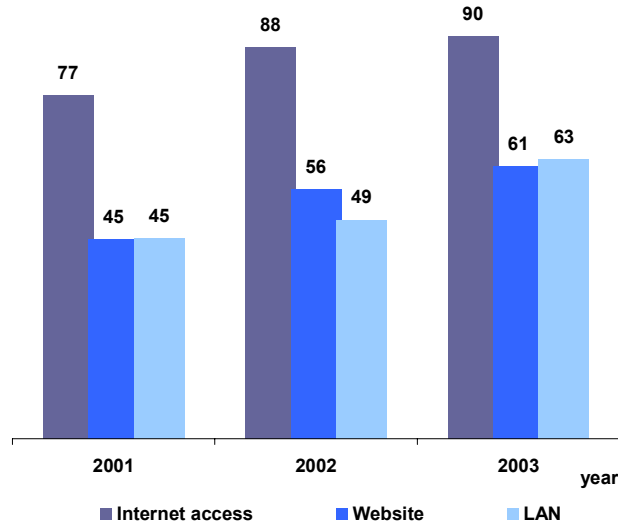
Information and Communication Technologies, the level of their spreading within and among enterprises and especially their effective use in business processes, are seen as one of the core elements that can help not only the Czech business sector but also the overall economy and society become part of the modern world as a competitive and dynamic knowledge-based economy and society.

In 2004, the Czech Statistical Office already carried out its third annual Enterprise's surveys on ICT usage and e-commerce in the Czech business sector (ICT 5-01). This survey, as well as the two previous ones, was based on the Eurostat model for a Community survey on ICT usage and e-commerce in enterprises 2004. The main aims of this survey were further harmonisation with the Eurostat model survey allowing international comparison and further data quality improvement (rise of the sample size: 11 259 enterprises; response rate: cca 80%; questionnaire and methodology improvement and better communication with respondents: Computer Aided questionnaire for online filling out was available for respondents etc.).

For more detailed information on this survey see: "Results of the Enterprise Survey on ICT usage and E-commerce in 2003; code: 9602-04" that is available free of charge on the Czech Statistical Office website address:
<http://www.czso.cz/eng/edicniplan.nsf/p/9602-04>

ICT infrastructure

Percentage of enterprises* with the Internet access, website presentation and internal computer-mediated network (LAN); 31 December 2003



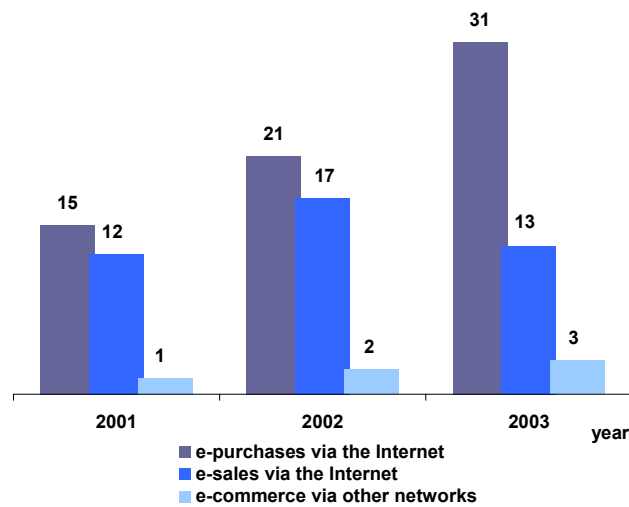
* Share in total number of enterprises with 10 and more persons employed
Source: Czech Statistical Office, Enterprise Surveys on ICT usage and e-commerce, 2001-2003

Number and percentage of enterprises* with the Internet access, website presentation and internal computer-mediated network (LAN); 31 December 2003, by enterprise size class and CZ-NACE sections							
Indicator		Internet		Website		LAN	
		Number	%	Number	%	Number	%
Total (10 and more persons employed)		34 263	90,2	23 201	61,1	23 836	62,7
Size class	Small (10-49 persons employed)	26 957	88,4	17 204	56,4	17 241	56,6
	Medium (50-249 persons employed)	5 924	96,9	4 773	78,1	5 246	85,8
	Large (250 and more pers. employed)	1 381	99,1	1 223	87,8	1 349	96,8
CZ-NACE	Manufacturing - D	11 833	91,2	7 803	60,2	7 847	60,5
	Electr., gas, steam & water supply -E	334	96,7	178	51,6	279	80,7
	Construction - F	4 572	87,9	2 510	48,3	2 493	47,9
	Trade - G	8 919	89,0	6 422	64,1	6 783	67,7
	Hotels - H (55.1, 55.2)	435	93,5	381	82,0	262	56,3
	Transport & communication - I	2 156	88,5	1 308	53,7	1 310	53,7
	Financial intermediation - J	365	95,1	277	72,3	302	78,7
	Business services - K	5 213	91,7	3 959	69,6	4 257	74,9
	Recr., cult. & sport. activities - O (92)	437	90,9	361	75,1	303	63,0

* Share in total number of enterprises with 10 and more persons employed classified to given size class or CZ-NACE section
Source: Czech Statistical Office, Enterprise Survey on ICT usage and e-commerce in 2003

E-commerce

Percentage of enterprises* that used e-commerce in 2003, by type of used networks



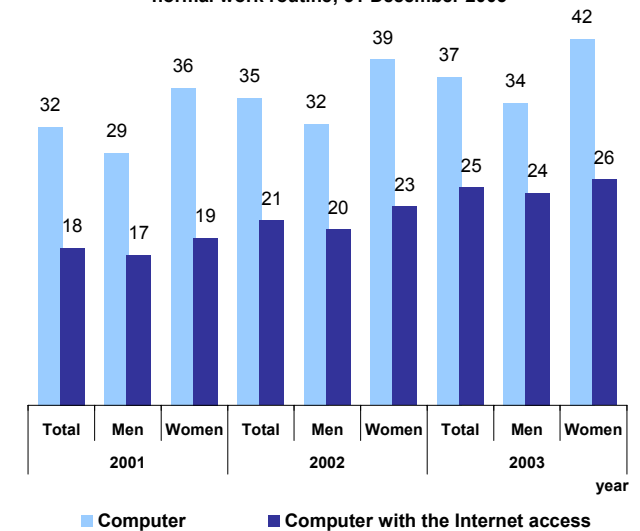
* Share in total number of enterprises with 10 and more persons employed
Source: Czech Statistical Office, Enterprise Surveys on ICT usage and e-commerce, 2001-2003

Number and percentage of enterprises* that used e-commerce via networks based on IP or other proprietary B2B computer-mediated networks in 2003, by enterprise size class and CZ-NACE sections							
Indicator		e-purchases via Internet		e-sales via Internet		e-commerce via other networks	
		Number	%	Number	%	Number	%
Total (10 and more persons employed)		11 838	31,2	4 989	13,1	1 138	3,0
Size class	Small (10-49 persons employed)	8 827	29,0	3 863	12,7	672	2,2
	Medium (50-249 persons employed)	2 428	39,7	921	15,1	252	4,1
	Large (250 and more pers. employed)	583	41,8	205	14,7	214	15,4
	Manufacturing - D	3 904	30,1	1 688	13,0	444	3,4
CZ-NACE	Electr., gas, steam & water supply -E	89	25,7	13	3,7	2	0,6
	Construction - F	1 279	24,6	272	5,2	63	1,2
	Trade - G	3 223	32,2	1 806	18,0	548	5,5
	Hotels - H (55.1, 55.2)	135	29,1	185	39,7	11	2,4
	Transport & communication - I	659	27,0	313	12,8	18	0,7
	Financial intermediation - J	137	35,7	60	15,7	18	4,6
	Business services - K	2 268	39,9	565	9,9	33	0,6
	Recr., cult. & sport. activities - O (92)	144	29,9	87	18,2	1	0,3

* Share in total number of enterprises with 10 and more persons employed classified to given size class or CZ-NACE section
Source: Czech Statistical Office, Enterprise Survey on ICT usage and e-commerce in 2003

ICT and employees

Percentage of employed persons* who used computer regularly (at least once a week) in their normal work routine; 31 December 2003



* Share in total number of persons employed in enterprises with 10 and more persons employed
Source: Czech Statistical Office, Enterprise Surveys on ICT usage and e-commerce, 2001-2003

Number and percentage of employed persons* who used computer regularly (at least once a week) in their normal work routine at the end of the year 2003, by enterprise size class and CZ-NACE sections					
Indicator		PC		PC with the Internet access	
		Number	%	Number	%
Total (10 and more persons employed)		856 789	37,3	568 225	24,7
Size class	Small (10-49 persons employed)	229 920	38,5	176 779	29,6
	Medium (50-249 persons employed)	205 411	33,9	156 876	25,9
	Large (250 and more pers. employed)	421 458	38,5	234 569	21,4
	Manufacturing - D	299 849	28,0	182 411	17,1
CZ-NACE	Electr., gas, steam & water supply -E	35 648	57,1	24 213	38,8
	Construction - F	44 945	23,2	35 285	18,2
	Trade - G	177 975	48,1	127 494	34,4
	Hotels - H (55.1, 55.2)	7 041	36,3	4 188	21,6
	Transport & communication - I	101 390	37,5	45 477	16,8
	Financial intermediation - J	61 587	93,8	45 045	68,6
	Business services - K	112 519	51,0	93 123	42,2
	Recr., cult. & sport. activities - O (92)	15 836	60,0	10 990	41,7

* Share in total number of persons employed in enterprises with 10 and more persons employed classified to given size class or CZ-NACE section
Source: Czech Statistical Office, Enterprise Survey on ICT usage and e-commerce in 2003