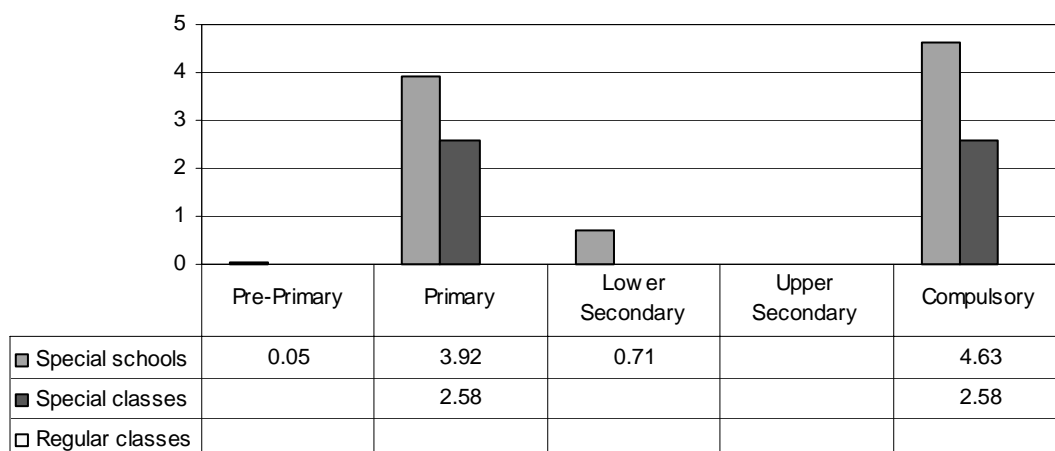


HUNGARY

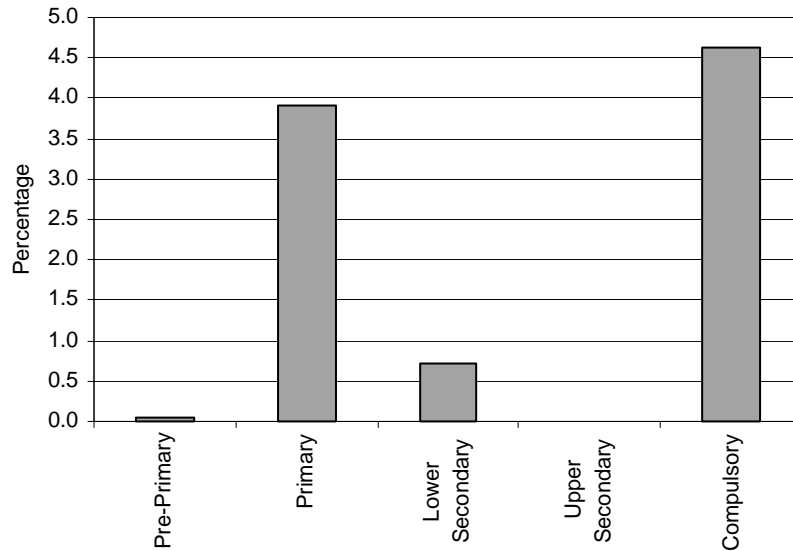
Category 1 Cross-national Category B - Slight cognitive dysfunction based on impairment of the brain. Definition according to the law. This group belongs to the IQ range 51-70. Many pupils, who were classified as mild mentally retarded, have no brain impairment and therefore could be classified as learning disabled like in many other countries but actually the law of public education does not use the label of learning disability. These are not mentally-retarded pupils but learning disabled pupils who would belong to the cross-national category B and not category A.

Proportion of students with mild degree mental retardation by phases of education in special schools, special classes and regular classes



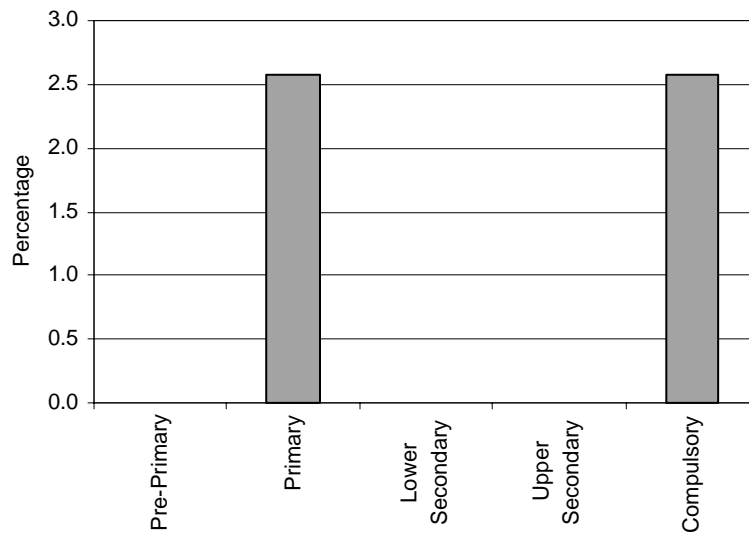
Note: Special schools data in upper secondary education are included in lower secondary data.
 Special classes data in pre-primary education are missing.
 Special classes data in lower secondary and upper secondary education are included in primary data.
 Regular classes data are missing.

Special Schools - Category 1. Total percentage of pupils with mild degree mental retardation falling within the resources definition, by phase of education



Note: Special schools data in upper secondary education are included in lower secondary data.

Special Classes - Category 1. Total percentage of pupils with mild degree mental retardation falling within the resources definition, by phase of education

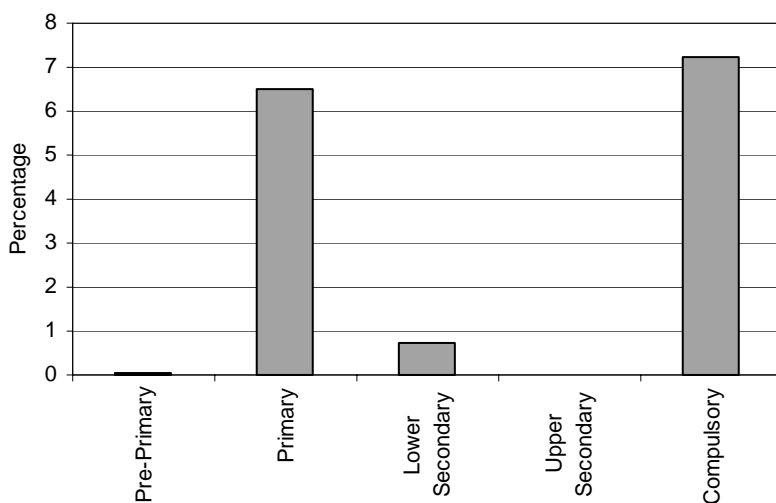


Note: Special classes data in pre-primary education are missing.
Special classes data in lower secondary and upper secondary education are included in primary data.

Regular Classes – Category 1. Pupils with mild degree mental retardation

MISSING

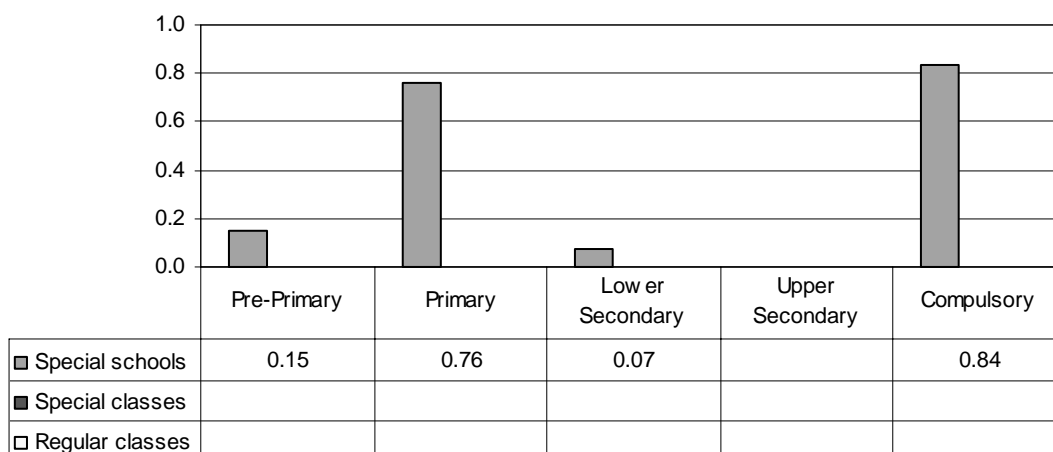
Total - Category 1. Total percentage of pupils with mild degree mental retardation falling within the resources definition



Note: Special schools data in upper secondary education are included in lower secondary data.
 Special classes data in pre-primary education are missing.
 Special classes data in lower secondary and upper secondary education are included in primary data.
 Regular classes data are missing.

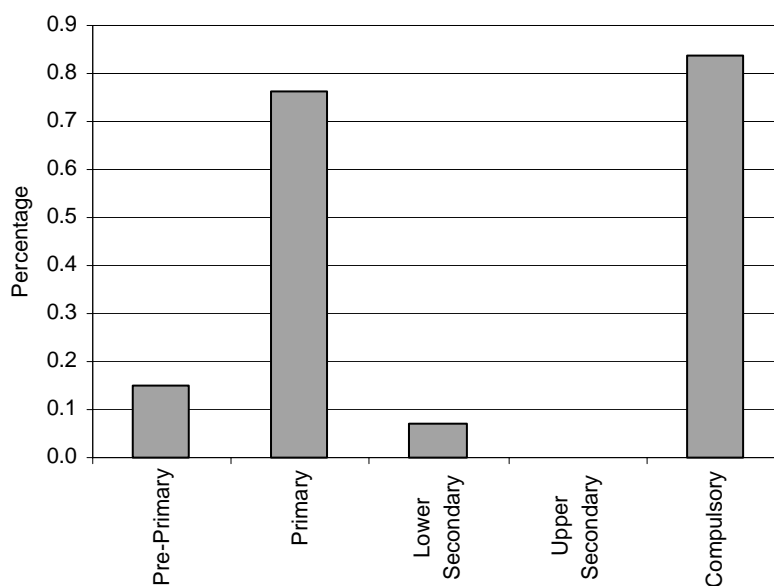
Category 2 Cross-national Category A - Severe cognitive dysfunction based on impairment of the brain. This group falls into the IQ range 30-50.

Proportion of students with moderate degree mental retardation by phases of education in special schools, special classes and regular classes



Note: Special schools data in upper secondary education are included in lower secondary data.
 Special classes and regular classes data are missing.

Special Schools - Category 2. Total percentage of pupils with moderate degree mental retardation falling within the resources definition, by phase of education

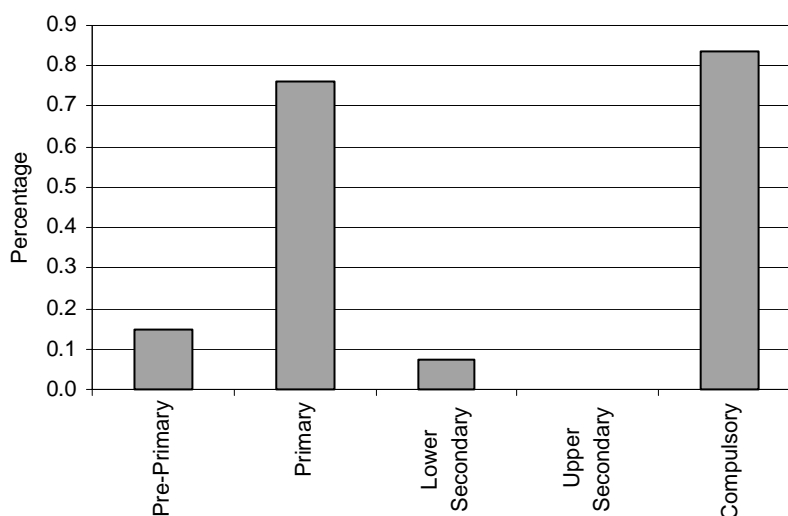


Note: Special schools data in upper secondary education are included in lower secondary data.

Special Classes – Category 2. Pupils with moderate degree mental retardation
MISSING

Regular Classes – Category 2. Pupils with moderate degree mental retardation
MISSING

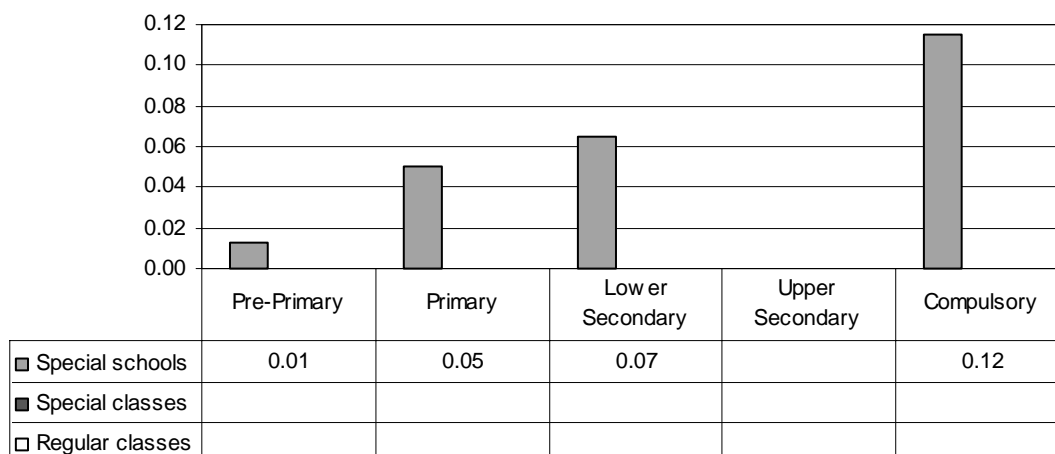
Total - Category 2. Total percentage of pupils with moderate degree mental retardation falling within the resources definition



Note: Special schools data in upper secondary education are included in lower secondary data. Special classes and regular classes data are missing.

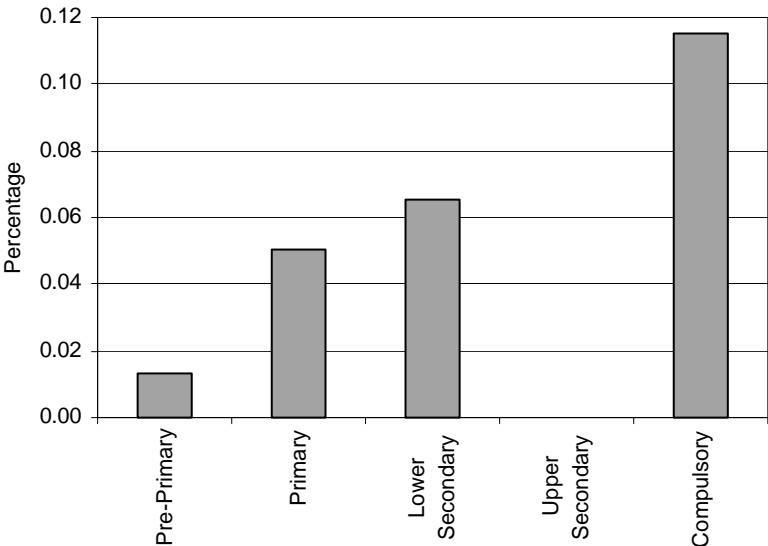
Category 3 Cross-national Category A - Blindness or low vision based on impairment of the biological visual organs.

Proportion of students with visual disabilities by phases of education in special schools, special classes and regular classes



Note: Special schools data in upper secondary education are included in lower secondary data. Special classes and regular classes data are missing.

Special Schools – Category 3. Total percentage of pupils with visual disabilities falling within the resources definition, by phase of education

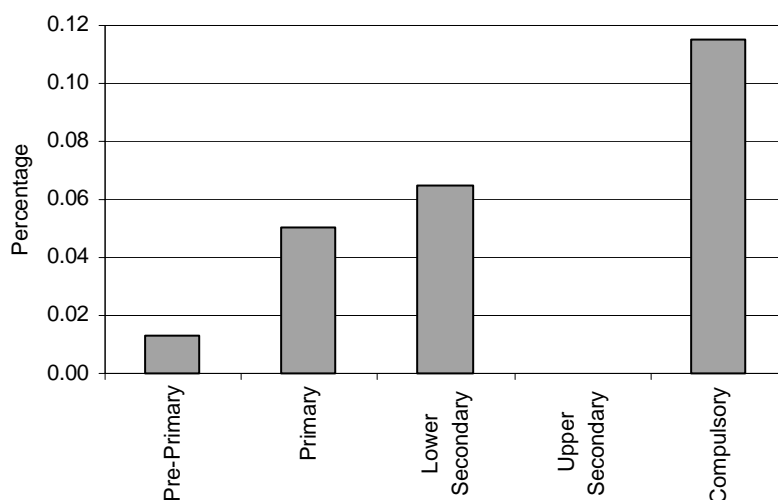


Note: Special schools data in upper secondary education are included in lower secondary data.

Special Classes – Category 3. Pupils with visual disabilities
MISSING

Regular Classes – Category 3. Pupils with visual disabilities
MISSING

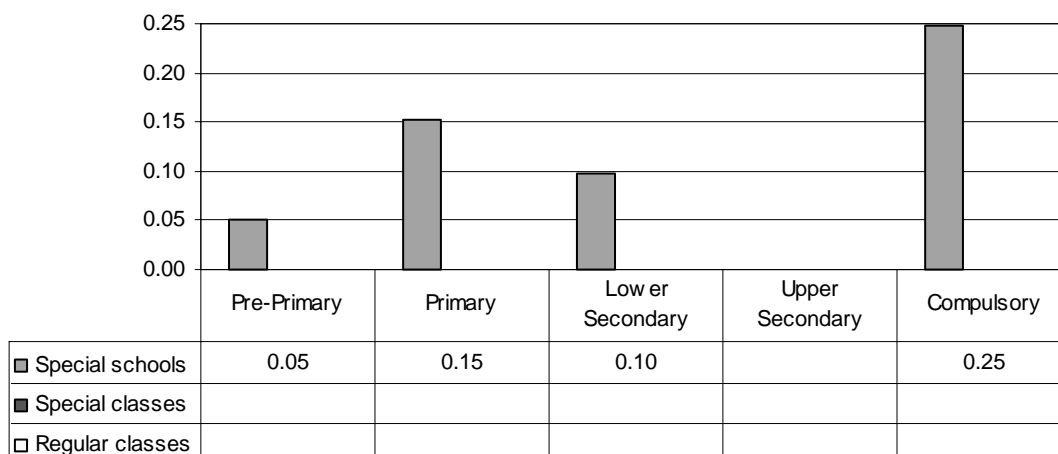
Total – Category 3. Total percentage of pupils with visual disabilities falling within the resources definition



Note: Special schools data in upper secondary education are included in lower secondary data. Special classes and regular classes data are missing.

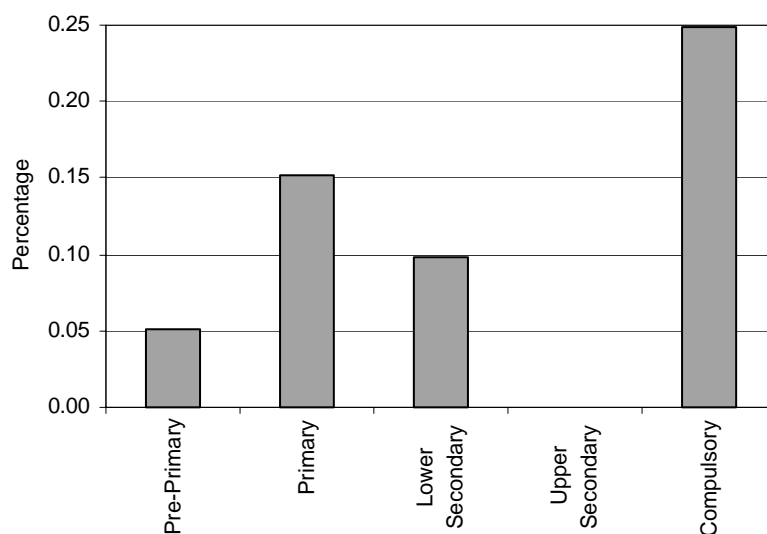
Category 4 Cross-national Category A - Deafness or hard of hearing based on impairment of the hearing organs.

Proportion of students with hearing disabilities by phases of education in special schools, special classes and regular classes



Note: Special schools data in upper secondary education are included in lower secondary data. Special classes and regular classes data are missing.

Special Schools - Category 4. Total percentage of pupils with hearing disabilities falling within the resources definition, by phase of education

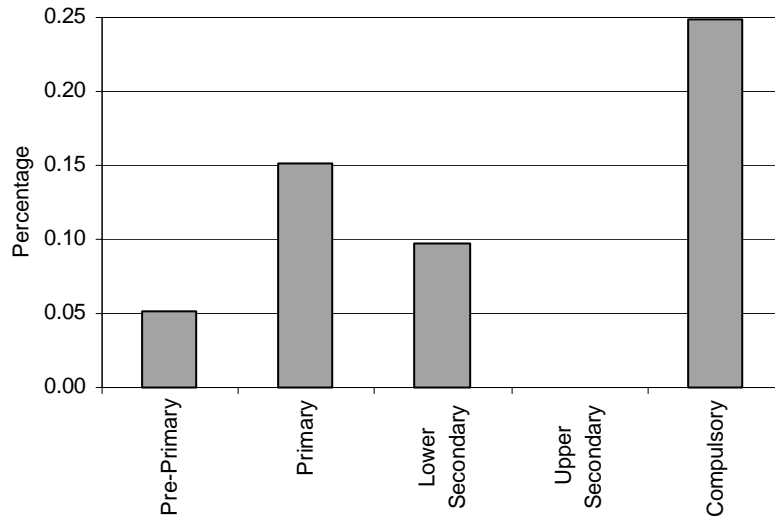


Note: Special schools data in upper secondary education are included in lower secondary data.

Special Classes – Category 4. Pupils with hearing disabilities
MISSING

Regular Classes – Category 4. Pupils with hearing disabilities
MISSING

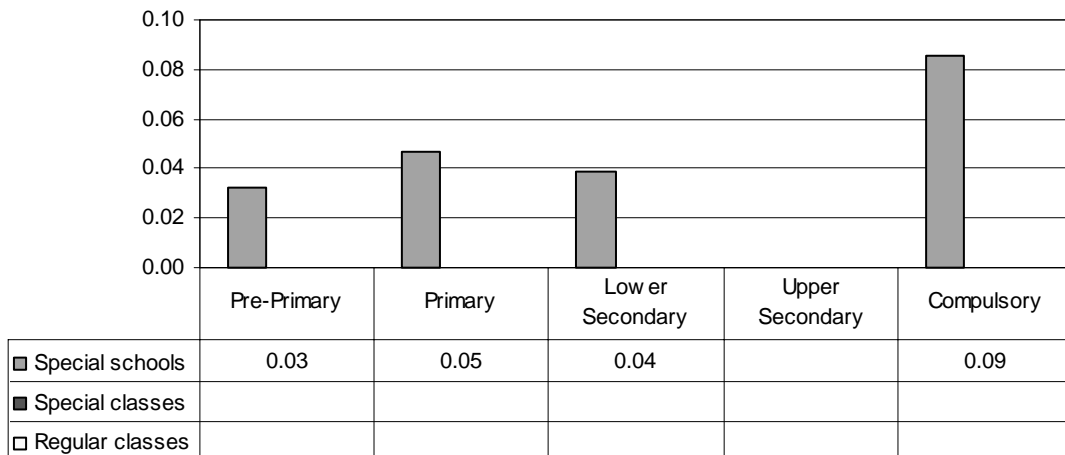
Total - Category 4. Total percentage of pupils with hearing disabilities falling within the resources definition



Note: Special schools data in upper secondary education are included in lower secondary data. Special classes and regular classes data are missing.

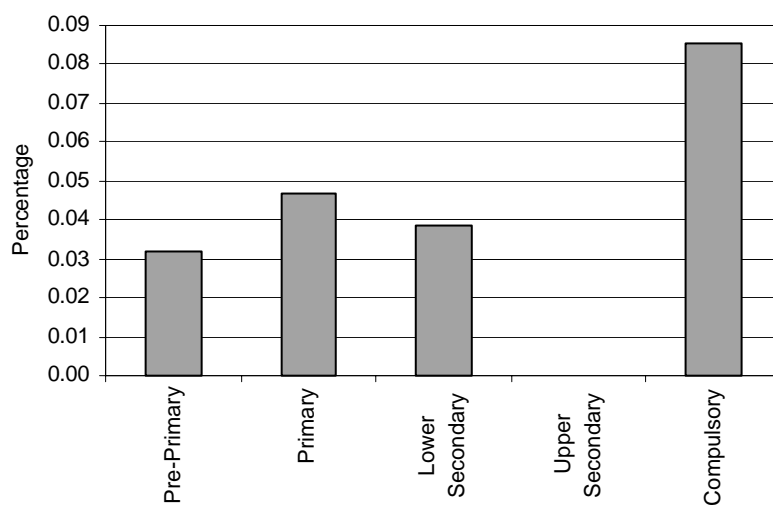
Category 5 Cross-national Category A - Various forms of motor dysfunction based on impairment of organs of movement.

Proportion of students with motoric disabilities by phases of education in special schools, special classes and regular classes



Note: Special schools data in upper secondary education are included in lower secondary data. Special classes and regular classes data are missing.

Special Schools - Category 5. Total percentage of pupils with motoric disabilities falling within the resources definition, by phase of education

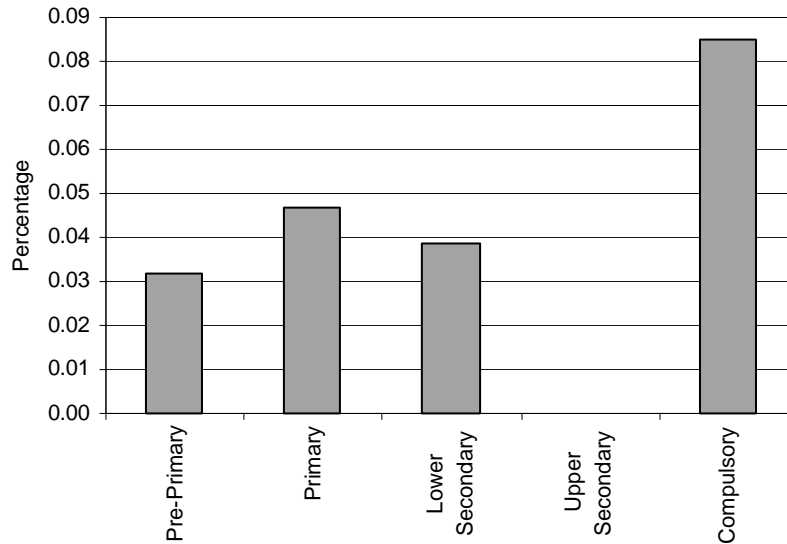


Note: Special schools data in upper secondary education are included in lower secondary data.

Special Classes – Category 5. Pupils with motoric disabilities
MISSING

Regular Classes – Category 5. Pupils with motoric disabilities
MISSING

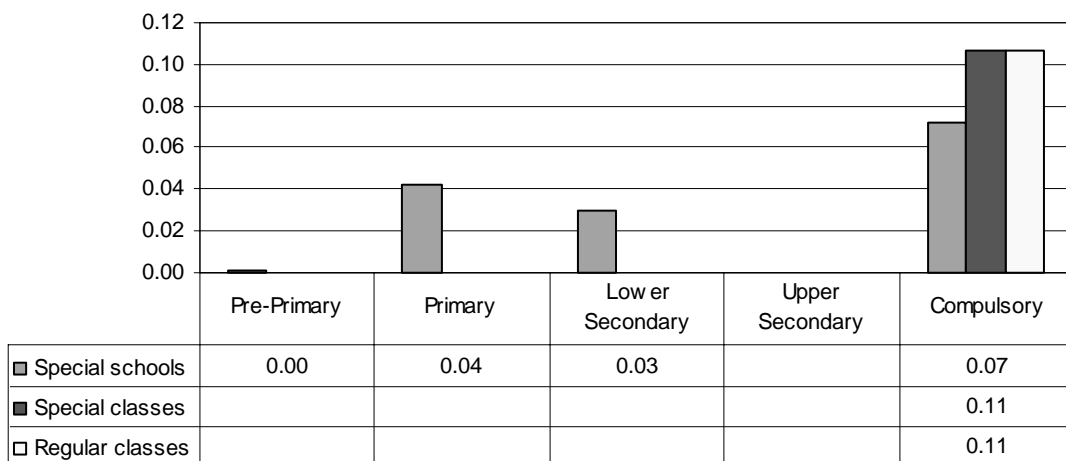
Total - Category 5. Total percentage of pupils with motoric disabilities falling within the resources definition



Note: Special schools data in upper secondary education are included in lower secondary data. Special classes and regular classes data are missing.

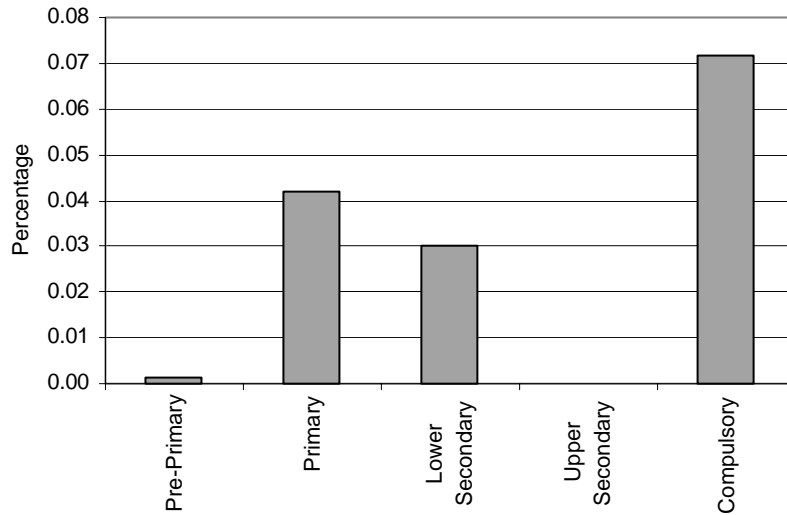
Category 6 Cross-national Category A - Various forms of speech disorders based on impairment of the speech organs or based on the slow development of language.

Proportion of students with speech disabilities by phases of education in special schools, special classes and regular classes



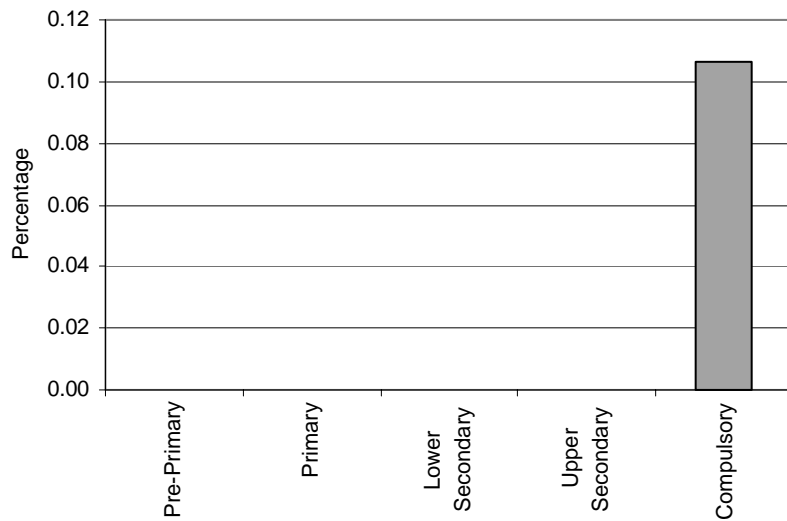
Note: Special schools data in upper secondary education are included in lower secondary data. Special classes data in pre-primary, primary, lower secondary and upper secondary are missing. Regular classes data in pre-primary, primary, lower secondary and upper secondary are missing.

Special Schools - Category 6. Total percentage of pupils with speech disabilities falling within the resources definition, by phase of education



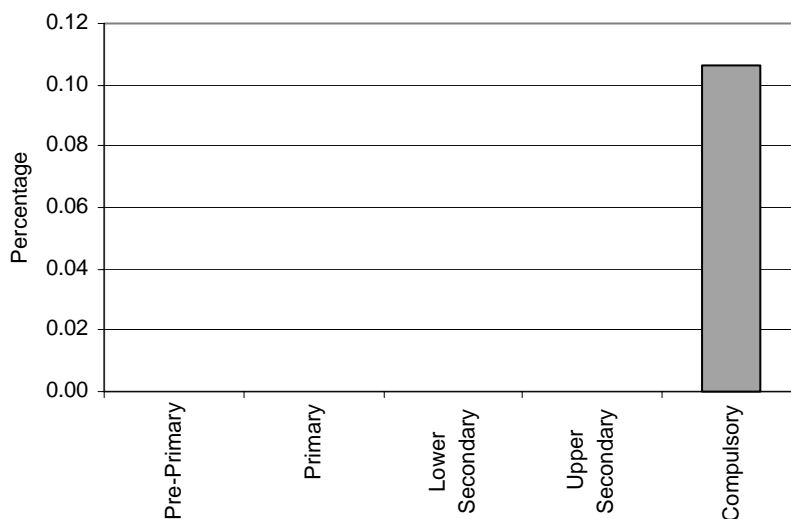
Note: Special schools data in upper secondary education are included in lower secondary data.

Special Classes - Category 6. Total percentage of pupils with speech disabilities falling within the resources definition, by phase of education



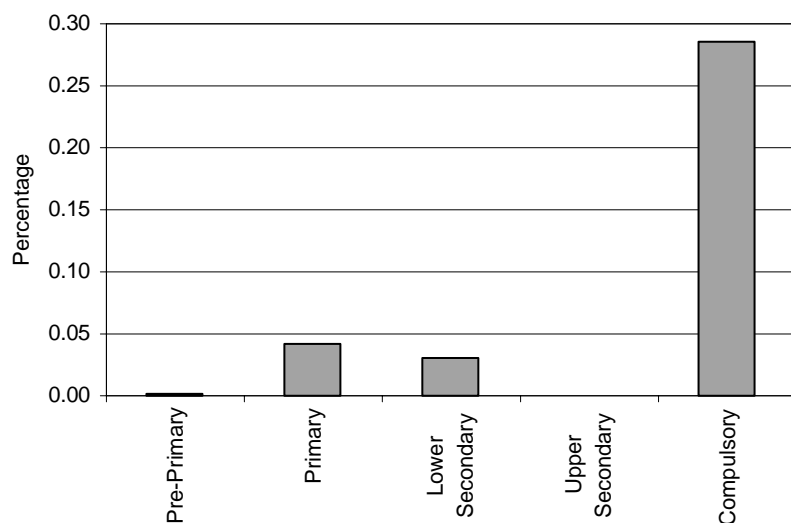
Note: Special classes data in pre-primary, primary, lower secondary and upper secondary are missing.

Regular classes - Category 6. Total percentage of pupils with speech disabilities falling within the resources definition, by phase of education



Note: Regular classes data in pre-primary, primary, lower secondary and upper secondary are missing.

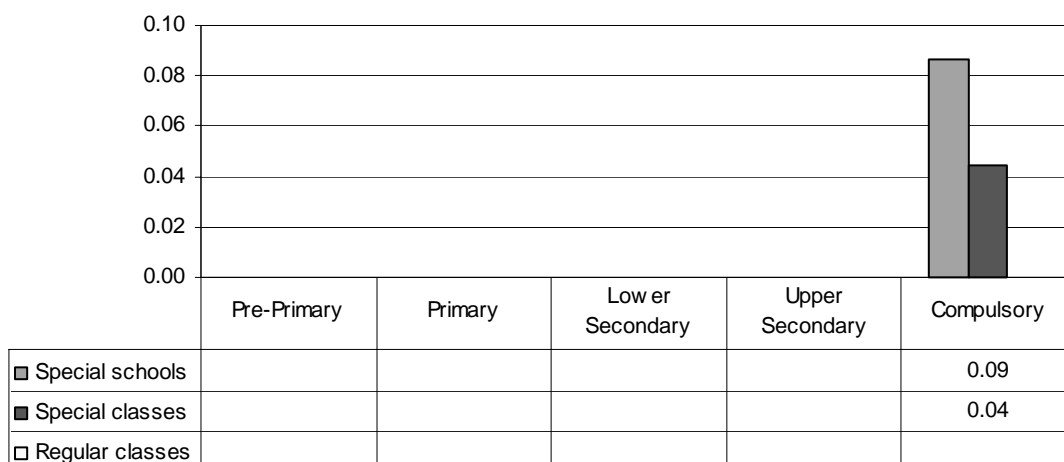
Total - Category 6. Total percentage of pupils with speech disabilities falling within the resources definition



Note: Special schools data in upper secondary education are included in lower secondary data. Special classes data in pre-primary, primary, lower secondary and upper secondary are missing. Regular classes data in pre-primary, primary, lower secondary and upper secondary are missing.

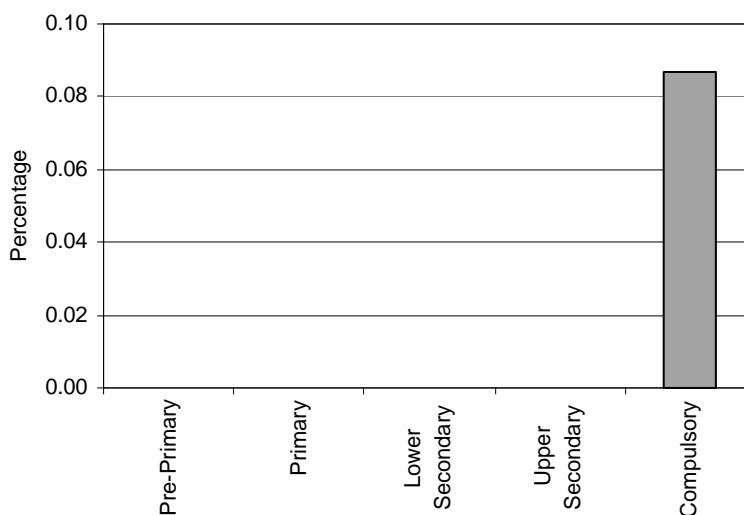
Category 7 Cross-national Category A - Various other forms of learning difficulties and/or behavioural problems based on some known or undetected but supposed brain disorder (dyslexia, dysgraphia, autism, etc.).

Proportion of students with other disabilities by phases of education in special schools, special classes and regular classes



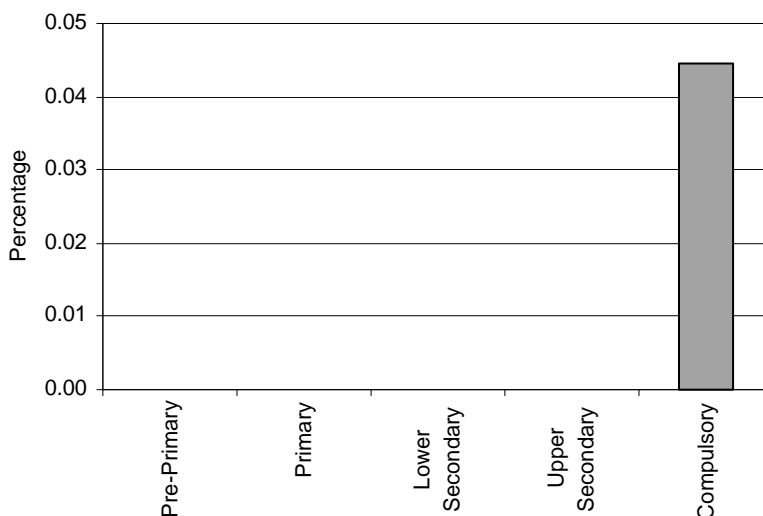
Note: Special schools data in pre-primary, primary, lower secondary and upper secondary are missing. Special classes data in pre-primary, primary, lower secondary and upper secondary are missing. Regular classes data are missing.

Special Schools - Category 7. Total percentage of pupils with other disabilities falling within the resources definition, by phase of education



Note: Special schools data in pre-primary, primary, lower secondary and upper secondary are missing.

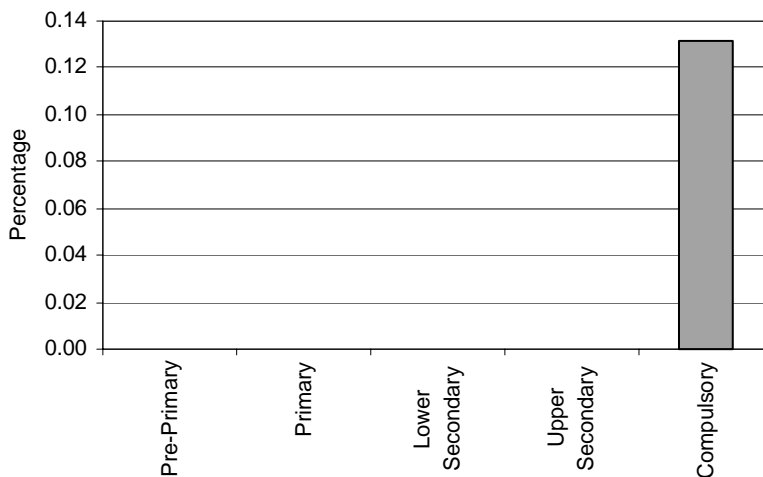
Special Classes - Category 7. Total percentage of pupils with other disabilities falling within the resources definition, by phase of education



Note: Special classes data in pre-primary, primary, lower secondary and upper secondary are missing.

Regular Classes – Category 7. Pupils with other disabilities
MISSING

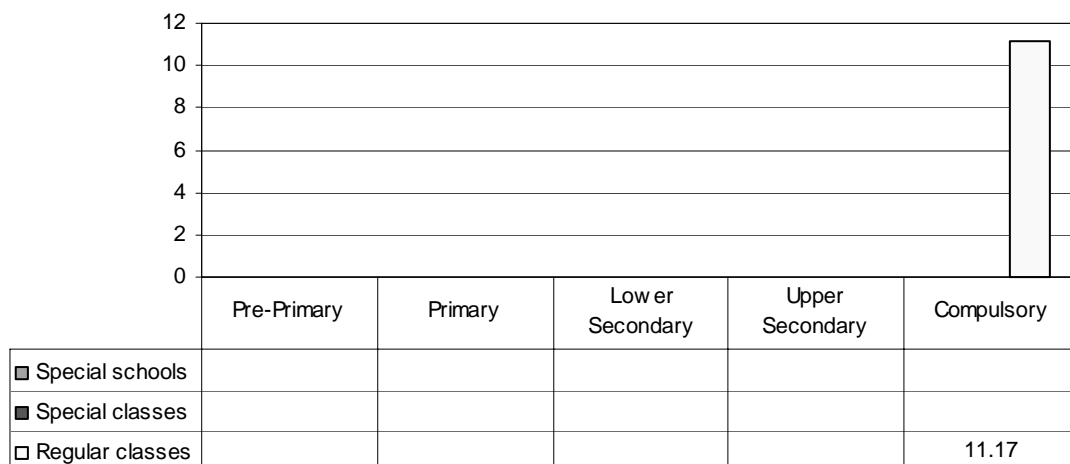
Total - Category 7. Total percentage of pupils with other disabilities falling within the resources definition



Note: Special schools data in pre-primary, primary, lower secondary and upper secondary are missing. Special classes data in pre-primary, primary, lower secondary and upper secondary are missing. Regular classes data are missing.

Category 8 Cross-national Category C - Children of different ethnic minorities and different nationalities.

Proportion of students of minorities by phases of education in special schools, special classes and regular classes

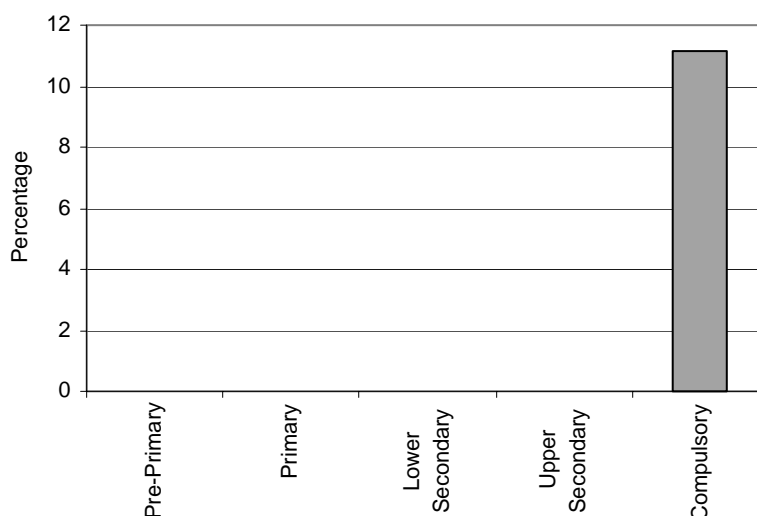


Note: Special schools data are missing.
 Special classes data are missing.
 Regular classes data in pre-primary, primary, lower secondary and upper secondary are missing.

Special Schools – Category 8. Children of minorities
 NOT APPLICABLE

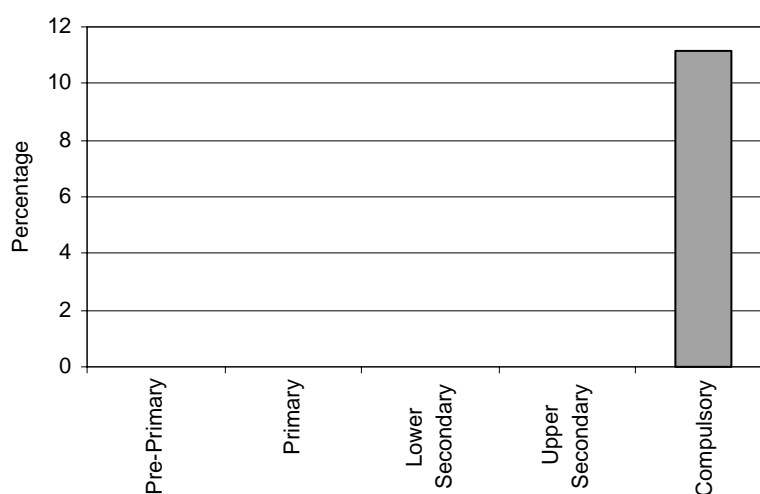
Special Classes – Category 8. Children of minorities
 NOT APPLICABLE

Regular Classes - Category 8. Total percentage of children of minorities falling within the resources definition, by phase of education



Note: Regular classes data in pre-primary, primary, lower secondary and upper secondary are missing.

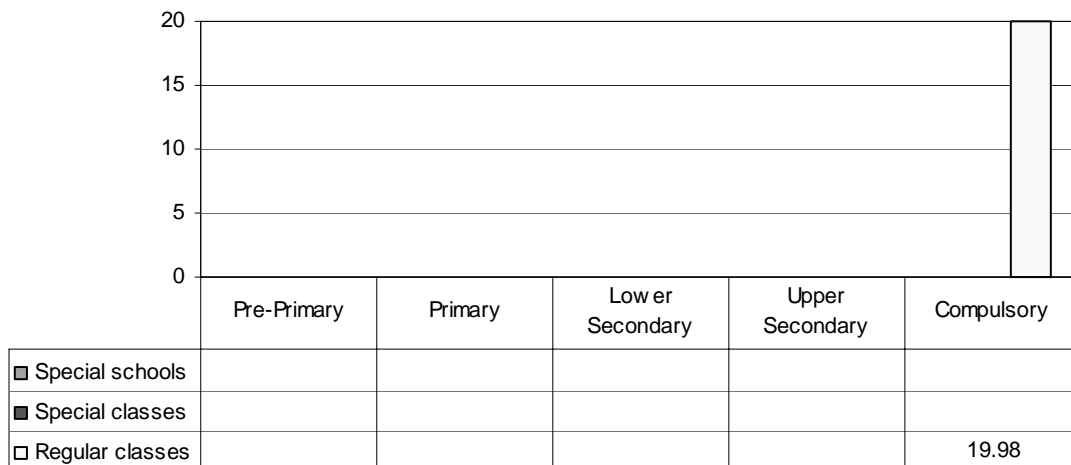
Total - Category 8. Total percentage of children of minorities falling within the resources definition



Note: Special schools data are missing.
 Special classes data are missing.
 Regular classes data in pre-primary, primary, lower secondary and upper secondary are missing.

Category 9 Cross-national Category C - Disadvantaged pupils/pupils at risk – pupils with behavioural and/or emotional and/or learning problems based on unfavourable environmental conditions according to the law of public education, socially disadvantaged children are not classified as children with special educational needs because they are not disabled. The law, however, ensures them additional resources, but less than for the children with special educational needs.

Proportion of disadvantaged students at risk by phases of education in special schools, special classes and regular classes

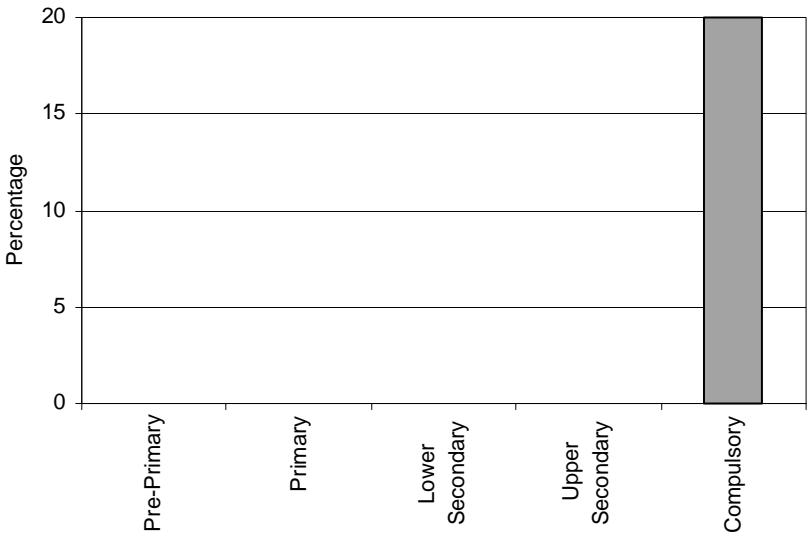


Note: Special schools data are not applicable.
 Special classes data are not applicable.
 Regular classes data in pre-primary, primary, lower secondary and upper secondary are missing.

Special Schools – Category 9. Disadvantaged pupils/pupils at risk
 NOT APPLICABLE

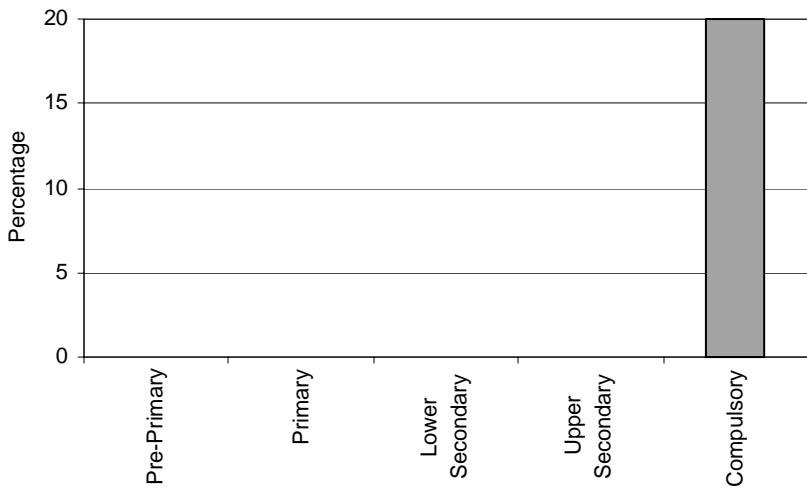
Special Classes – Category 9. Disadvantaged pupils/pupils at risk
 NOT APPLICABLE

Regular classes - Category 9. Total percentage of disadvantaged pupils/pupils at risk falling within the resources definition, by phase of education



Note: Regular classes data in pre-primary, primary, lower secondary and upper secondary are missing.

Total - Category 9. Total percentage of disadvantaged pupils/pupils at risk falling within the resources definition



Note: Special schools data are not applicable.
 Special classes data are not applicable.
 Regular classes data in pre-primary, primary, lower secondary and upper secondary are missing.