

CEPII - OCDE - AFD

# Mobilités et diasporas du savoir

Jean-Baptiste Meyer

Institut de Recherche pour le Développement  
&

Université de Montpellier

Marché mondial du capital humain

Paris 24 octobre 2008

Circulation du capital humain ...  
*Human capital circulation...*

**Quel capital humain ?**  
***Which human capital ?***

**Les sens de la circulation**  
***Circulation revisited***

... ou construction de capital social ?  
*... or social capital construction ?*

**Diasporas : les compétences en réseaux**  
***Diaspora knowledge networks***

**Modéliser les dynamiques de réseaux**  
***Modelling networks dynamics***

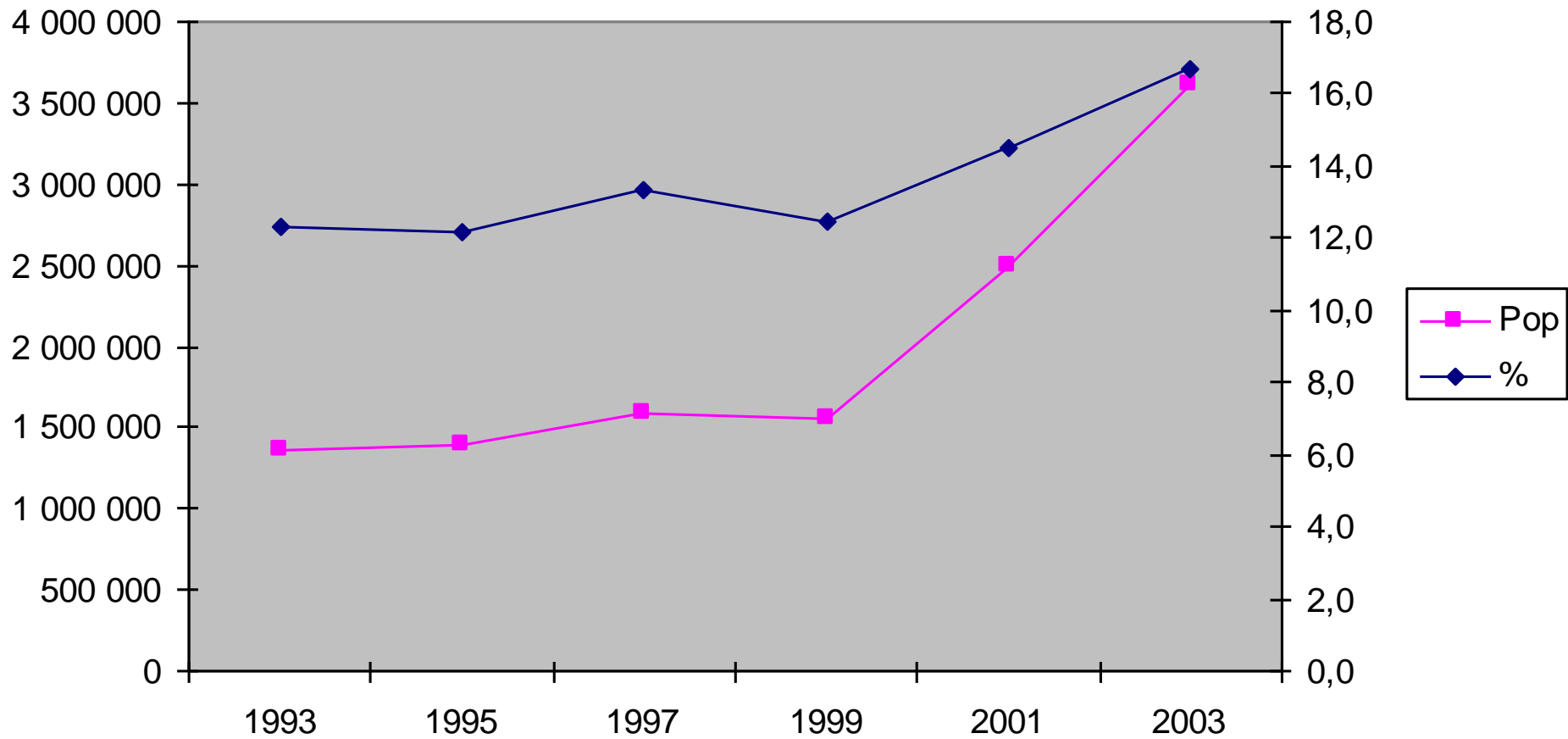
Marché mondial du capital humain

Paris 24 octobre 2008

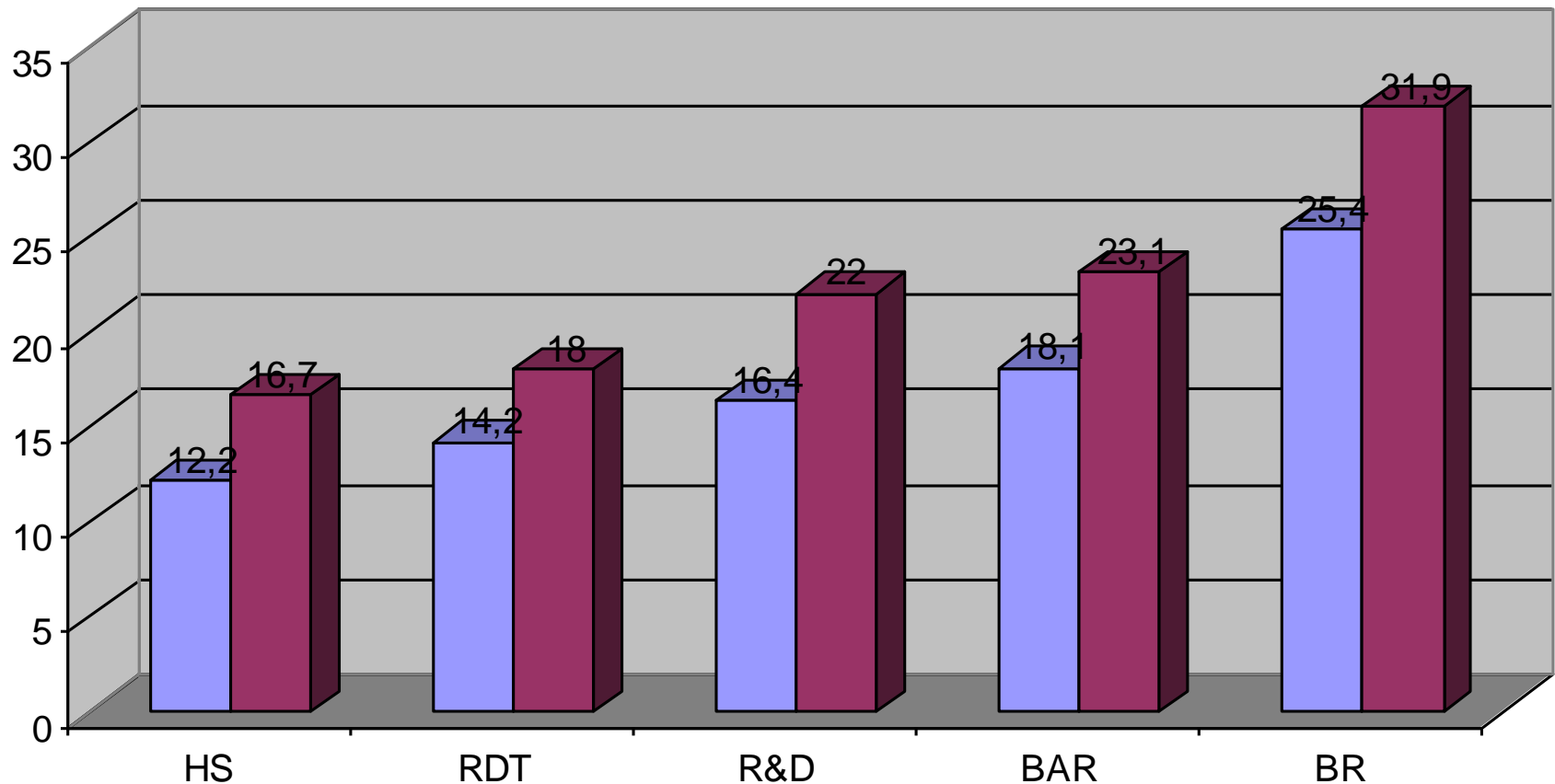
# Methodology : 2 databases

- SESTAT (Scientists and Engineers Statistical System);  
USA; National Science Foundation  
Coverage : 2 million people (2000);  
Stock data evolution : 1993-2003
- RICYT (Red ibero-americana de Indicadores de Ciencia y Tecnologia)  
Human resources in S&T in Latin american countries (ref 2000)  
Expatriation rate on local stocks

# Accroissement des expatriés hautement qualifiés aux USA (1993 - 2003)

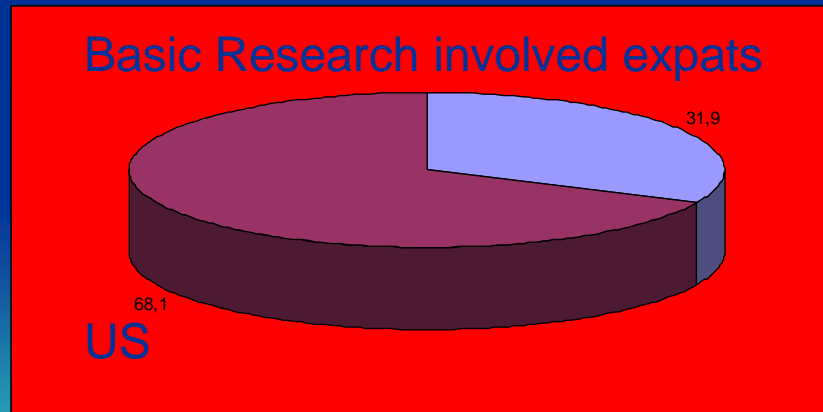
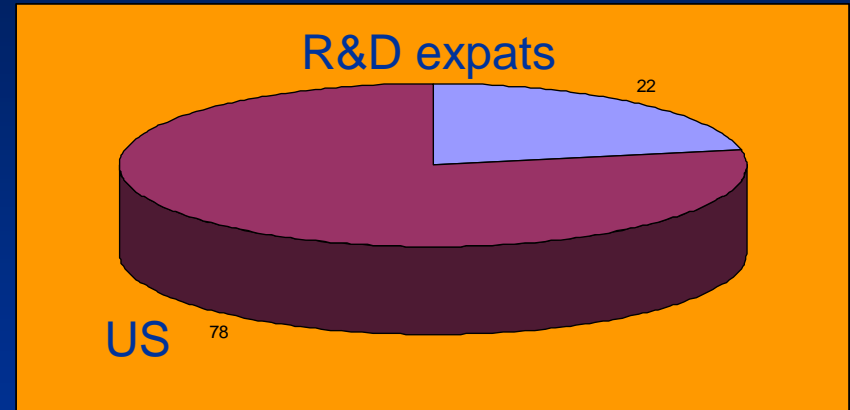
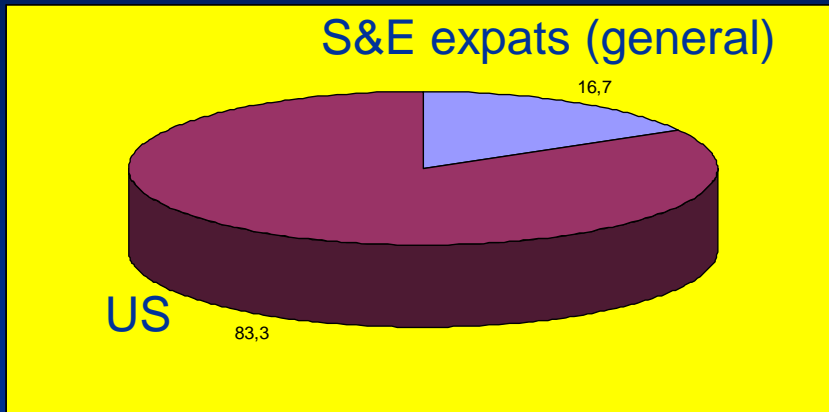


# Accroissement des expatriés par catégories d'activité (1993 et 2003)



Highly skilled; Research Development & Teaching; Research & Development  
Basic and Applied Research; Basic Research

# US and foreign origin per knowledge intensity category

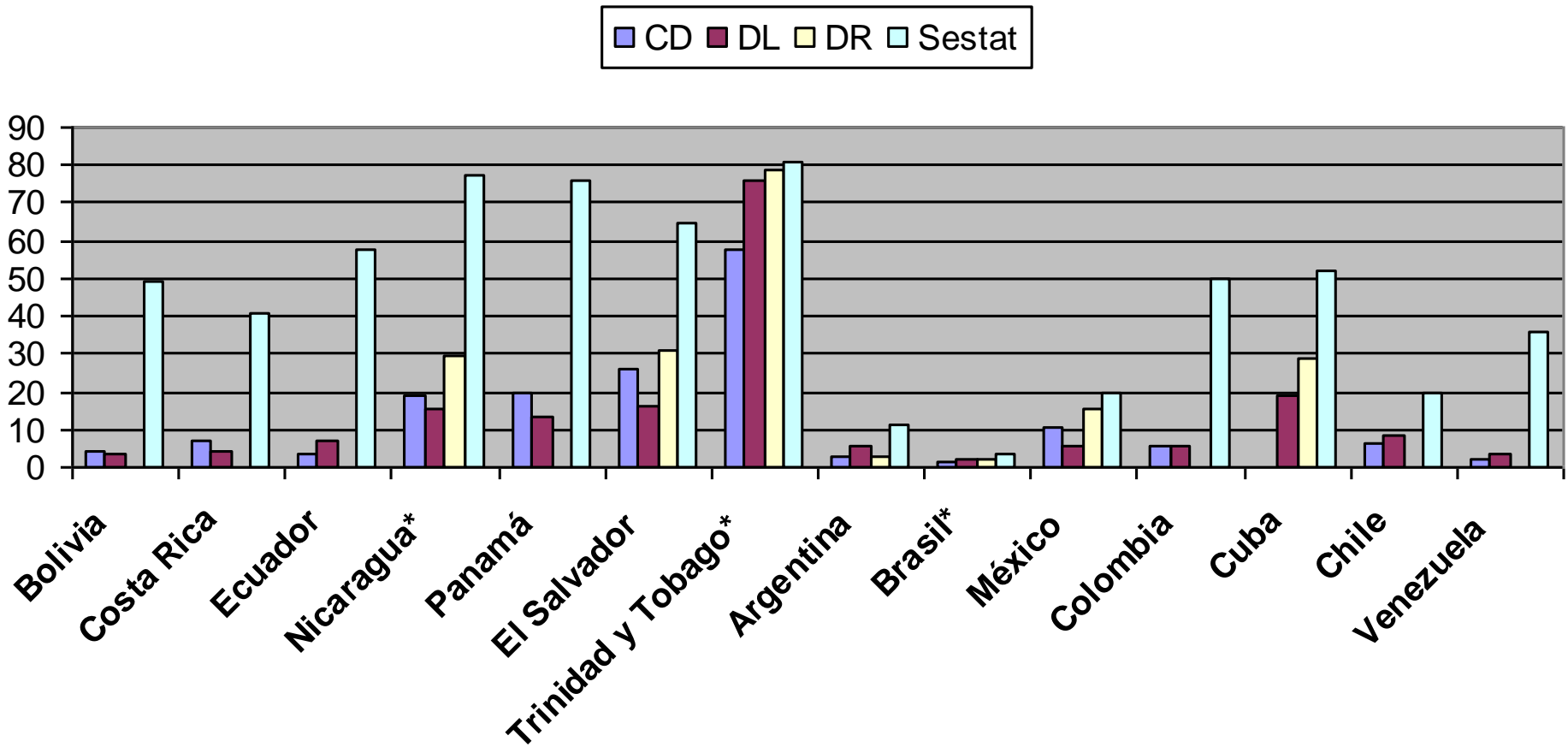


# Compared expatriation rate OCDE – SESTAT

|                         | OCDE              | SESTAT    |
|-------------------------|-------------------|-----------|
| Bolivia                 | 3,2               | 49        |
| Costa Rica              | 4                 | 41        |
| Ecuador                 | 6,8               | 58        |
| Nicaragua*              | 15,2              | 77        |
| Panamá                  | 13,2              | 76        |
| El Salvador             | 16                | 65        |
| Trinidad y Tobago*      | 76                | 81        |
| Argentina               | 5,7               | 12        |
| Brasil*                 | 2,2               | 4         |
| México                  | 5,7               | 20        |
| Colombia                | 5,7               | 50        |
| Cuba                    | 18,8              | 52        |
| Chile                   | 8,2               | 20        |
| Venezuela               | 3,5               | 36        |
| <b>Moyenne Am. Lat.</b> | <b>13,1571429</b> | <b>46</b> |

(2000) %

# Expatriation rates of Latin American countries



[Jean-baptiste.meyer@ird.fr](mailto:Jean-baptiste.meyer@ird.fr)

[www.ird.fr](http://www.ird.fr)