

**For Official Use**

**ENV/EPOC/GF/SD(2006)3**



Organisation de Coopération et de Développement Economiques  
Organisation for Economic Co-operation and Development

**21-Nov-2006**

**English - Or. English**

**ENVIRONMENT DIRECTORATE  
Environment Policy Committee**

**ENV/EPOC/GF/SD(2006)3  
For Official Use**

## **Global Forum on Sustainable Development**

### **OECD International Futures Project on Global Infrastructure Needs**

**Assessing the long-term outlook for current business models in the construction and provision of water infrastructure and services**

**29-30 Novmeber 2006**

*Meena Palaniappan, Heather Cooley, Peter Gleick, PhD, Gary Wolff, P.E., PhD*

For further information, please contact Mr. Peter Borkey, Environment and Globalisation Division.  
Telephone: +33 (0) 1 45 24 31 85, Email: [peter.borkey@oecd.org](mailto:peter.borkey@oecd.org)

**JT03218144**

Document complet disponible sur OLIS dans son format d'origine  
Complete document available on OLIS in its original format

**English - Or. English**

**TABLE OF CONTENTS**

EXECUTIVE SUMMARY .....	4
INTRODUCTION .....	9
CURRENT BUSINESS MODELS.....	11
Functions Common Across Business Models .....	11
Current Business Models .....	11
History, Importance, and Future of Business Models in the OECD and Big 5 Countries .....	15
Trends in Private Sector Involvement in Emerging and Developing Economies .....	17
Trends in Private Sector Involvement in OECD Countries .....	20
KEY DRIVERS AND OPPORTUNITIES IN THE WATER SECTOR .....	22
Financing.....	22
Access to Capital .....	24
Full-Cost Pricing.....	26
Demand Management .....	29
Scale of Water Systems.....	31
Regionalization of water systems .....	32
On-site, point-of-use, and closed-loop systems .....	34
Public Involvement and Equity .....	37
Equity and Water.....	39
Competition.....	40
Third party access.....	41
Water Transfers .....	42
Benchmark Competition.....	42
Climate Change.....	43
INFLUENCE OF DRIVERS ON BUSINESS MODELS .....	45
Changes to Existing Business Models.....	46
Public Models .....	46
Private and Mixed Private/Public Models .....	47
Robustness of Business Models .....	49
POLICY IMPLICATIONS.....	52
Balancing Multiple Objectives.....	52
Creating an Enabling Policy Framework .....	54
1. Creating opportunities for innovative business models and strategies to succeed.....	54
2. Creating and supporting a range of financing mechanisms .....	55
3. Improving the ability of water quality regulators to monitor a range of systems and sources ..	56
4. Providing incentives for competition.....	57
5. Continuing to focus on public education, public involvement, and transparency .....	58
6. Funding more R&D in the sector.....	59
CONCLUSION.....	60
REFERENCES .....	61

**Tables**

Table 1.	Current and Emerging Business Models in OECD countries .....	12
Table 2.	Percent of the Population Served by the Private Sector in 2005.....	16
Table 3.	Countries in World Bank PPI Database Included in This Study .....	18
Table 4.	Percent of Projects and Cumulative Investment of Water and Sewerage Projects, by Private Investment Type.....	20
Table 5.	Projected Expenditures on Water and Wastewater Services.....	23
Table 6.	Benefit/Cost Ratios for Water Interventions in Developing Regions and Eurasia .....	27
Table 7.	Climate change impacts related to water in four countries .....	43
Table 8.	Worldwide Contract Awards in the Water and Wastewater Sectors .....	47
Table 9.	Worldwide Contract Awards by Recipient in the Water and Wastewater Sector.....	48

**Figures**

Figure 1.	Number of Water and Sewerage Public-Private Partnership Investment Projects.....	19
Figure 2.	Total Project Investment Water and Sewerage Public-Private Partnership Investment Projects .....	20
Figure 3.	Percentage of Private Investments in World Bank PPI Database Directed to the Water Sector .....	25
Figure 4.	California Statewide Trend in Total Water Demand .....	31

**Boxes**

Box 1.	Our Definition of Public-Private Partnerships.....	10
Box 2.	Water-System Functions.....	11
Box 3.	U.S. Drinking Water Revolving Fund .....	28
Box 4.	A Constructed Wetland for Treating Urban Runoff .....	37
Box 5.	The Human Right to Water .....	40
Box 6.	An Example of Water Utility Performance Indicators .....	57

## EXECUTIVE SUMMARY

1. The water sector faces serious challenges. The failure to meet basic human needs for water; difficulties in meeting the financial requirements for maintaining, extending, and upgrading both new and aging water systems; new regulatory requirements for water quality; increasing water scarcity; competition for limited capital, and global climate change will continue to affect the development of the water sector. In addition, the water objectives of the Millennium Development Goals add impetus to efforts in developing countries and the Big 5 economies (BRICS)<sup>1</sup> to halve the proportion of people without access to safe drinking water and sanitation. As existing water infrastructure hits the century-old mark, the developed OECD countries are also facing immediate needs to replace and upgrade infrastructure, respond to new water quality regulations, and ensure the security of water supplies in response to climate change, pollution, and growing populations. For all water systems, the main focus is on the best ways to finance and implement improvements in operation and maintenance of systems.

2. Existing business models have been changing in key ways to respond to these challenges in the water sector. Public models are responding to competition from private actors by instituting efficiency through re-engineering their operations and services. Private sector models are also changing the nature and role of their investments.

3. Beyond these challenges already affecting current business models, there are 6 key drivers and opportunities that will further interact and shape the water sector for the decades to come. These drivers will affect both the public and the private spheres creating the need for new synergies, new partnership formats and even new actors in the water sector. Future business models will have to assimilate certain fundamental characteristics to face the challenges and seize the new opportunities in the water and wastewater sectors.

### *Current Business Models and Recent Trends*

4. Different business models involving different relationships between private and public roles have emerged and become predominant in France, England, Canada, the U.S., Germany, and in other OECD countries. These models range from the purely public, to a mix of public and private, to purely private. They vary in terms of level of decentralization, who owns system assets, who finances investments, and who defines the price and level of service. While the private sector has a relatively minor role in the provision of water and sewerages services in the vast majority of OECD and Big 5 countries, private sector participation has played an important role in some parts of the world.

---

<sup>1</sup> Big 5 economies are Brazil, Russia, India, China, and South Africa

5. In the eleven OECD and BRIC countries<sup>2</sup> considered in this study, concessions and Greenfield Projects were by far the most common private sector form; they represented respectively 39% and 37% of all private sector participation initiatives between 1990 and 2004. Over that same period, management and lease contracts represented 17% of projects while full divestiture projects represented only 7% of projects. Total public-private partnership investments in the water and sewerage sector in these eleven OECD + BRIC countries were US\$ 11.2 billion (2000\$) between 1990 and 2004. Current investments in these same countries are nearly 30 percent below their 1998 peak level of US\$ 1.6 billion (2000\$). These numbers seem to indicate that private sector participation is coming to a standstill. But in reality, they merely reflect the fact that the nature and form of PSP is evolving.

6. This evolution stems from the fact that, having been stung by public backlash against previous failed public-private agreements, private companies are moving from divestiture agreements and concessions, which involve high capital risk, to operation and management contracts which do not imply private investments. There has been a growing trend toward wastewater contracts versus water contracts, possibly because wastewater contracts are less politically charged. The private sector is embracing the need for transparency and stakeholder involvement in successful public-private agreements. Local private actors are also taking a much more significant role in the water sector, particularly in China and Russia. When analysing the data more closely, it has become apparent that private companies are focusing in key regions and withdrawing from others. We anticipate that in the near future, local private actors will become more predominant, and that concessions will continue to be attractive in some stable economies, but in others O&M contracts will be preferred. After a decline in private investments, we expect private investments to pick up again with changing actors and new strategies.

#### *Key drivers and their impact on future business models*

7. When analyzing long term trends in the water sector, a number of key drivers have been identified as having the potential of substantially affecting the robustness of business models. They must be considered when defining future models in order to maximize the benefits linked to new opportunities which could increase water management efficiency. These drivers are briefly detailed below:

#### *Financing*

8. Financing is critical for ongoing operation and maintenance as well as responding to needs for new infrastructure. The role and nature of traditional actors in the water financing sector are changing significantly. General budgets which funded much of the construction of water infrastructure are shifting away from ongoing funding because of competition for government funds as well as decreasing funds. An OECD paper estimates that by 2015, an average annual investment of \$ 772 billion will be needed in OECD and BRIC countries. With growing financial needs, along with a decline in public investments in water, and the lack of private investment being directed to this sector (only 5 percent of private investments tracked by the World Bank went to the water sector), new strategies need to be identified.

9. Full cost pricing through user charges that account for all the costs of providing water and wastewater services is being considered in communities throughout the world to address water sector needs. Yet, currently very few systems worldwide are fully funded by current or future customers of the service, continuing to depend on taxes and international aid. Future business models will have to gradually adopt full cost pricing if they are to face the huge financial challenges of the water sector. Another option that could alleviate the financial burden faced by governments is the implementation of revolving funds. In the United States, a mechanism was created to help States meet federal requirements under the Safe

<sup>2</sup> The eleven countries addressed in this study are: the Czech Republic, Hungary, Mexico, Poland, the Slovak Republic, Turkey, Brazil, Russia, India, China and Indonesia.

Drinking Water Act. This bill established the Drinking Water State Revolving Fund (DWSRF) to make funds available as grants to finance infrastructure improvements. The program also emphasizes providing funds to small and disadvantaged communities and to programs that encourage pollution prevention as a tool for ensuring safe drinking water.

10. These are just a few innovative ways of facing the financing problematic. Identifying and adapting to local specificities the proper financing strategies is without a doubt the most crucial element influencing the robustness of future models.

#### *Demand Management*

11. Demand management, by reducing the amount of water and wastewater services that are needed through efficiency, conservation, and structural changes can substantially reduce the capital requirements of existing water systems. A demand management approach in water increases the productivity of water use, rather than seeking endless new sources of supply. Demand management changes the industrial dynamics, increases the time scale of planning efforts (focus on long-term vs. short-term) and focuses on the end-goal instead of the path to reach it. While investment would be required for conservation and efficiency programs and technologies, these are likely to be far less costly than large infrastructure projects (Gleick et al. 2002, Gleick et al. 2005).

12. A classic example of avoiding a multi-billion dollar infrastructure investment is the experience of New York City in developing innovative policies for satisfying a new federal requirement for water filtration. In order to meet the new standard, the City of New York would have had to spend an estimated US\$ 6 billion for a state-of-the-art filtration system. Instead, they petitioned the U.S. government for permission to work with local residents in the upstate watershed to reduce contamination from local septic and sewer systems, to protect land from inappropriate uses that contributed to water contamination, and to locally manage storm water runoff. By implementing a wide range of watershed management tools, the City was able to meet its water quality obligations for about a third of the cost of the centralized infrastructure. Therefore, demand management could create opportunities for new private sector actors in the field of conservation and efficiency as well as reduce the level of investments needed to provide adequate water and wastewater services.

#### *Scale of Water Systems*

13. In order to address challenges in the water sector, different approaches are being tried that either expand or reduce the scale of water systems. In the U.S. and Canada approaches to regionalize water systems capture economies of scale by banding together several municipalities. Regionalized water systems can reduce costs, share expertise, improve performance, enhance the security of water supply in uncertain climate conditions, and manage water systems at a more appropriate watershed scale.

14. At the same time, advances in technology are reducing diseconomies of scale associated with small systems. Today, on-site and closed-loop systems are a small but growing share of the water and wastewater sector. Numerous private companies have emerged to provide small-scale conventional treatment for water and wastewater. Emerging economies are increasingly requiring on-site treatment for wastewater instead of connection to overburdened centralized systems. This introduces new actors and methods of financing into the water sector including property and land owners, flat complex developers in water stressed areas, and engineering firms who provide DBO functions.

#### *Public Involvement and Equity*

15. Public involvement will be crucial in facilitating much larger investments in the water sector. Ultimately, water utilities will be subject to the court of public opinion to determine whether they have

convinced ratepayers, taxpayers, and stockholders of the need for new infrastructure investments and the utility's ability to manage those infrastructure improvements effectively. Lack of public involvement can, and has, led to the failure of projects and investments. Because water is fundamental for life and health, ensuring equity is a key goal and a driver in the water sector. Pressures for full cost pricing will make it increasingly difficult to ensure that water is affordable for the poor, and will require the involvement of a health agency to ensure that the needs of the poor are being met. Therefore, it is unlikely that full divestiture projects will become frequent in the future; the varying degrees of private-public partnerships appear as the best solution to meet financial and social needs in the water sector. Also, by providing an environment where new financial mechanisms, technologies, and solutions can emerge and become successful, governments have a greater chance of success in meeting growing needs in the water sector.

### *Competition*

16. Seeing the success of the introduction of competition in the telecommunications sector in terms of reduced cost and improved service, competition is being tried in the water sector. Because of the high costs of infrastructure and the key public health nature of the service, introducing competition in water has been more difficult. It is being done in a few key ways. Third party access, or allowing a third party to use the capital intensive water distribution network, is being tried in England. This tool was created as a way to facilitate new entrants and increase competition between established players in the English water market (Ofwat 1999). Another strategy being considered is water transfers. They are being used to reallocate water among users instead of looking for new sources of water. Finally, benchmark competition in the form of performance scorecards has been used in Australia and the UK. Reportedly, doing well in these appraisals has become a significant driver for utility boards and senior managers.<sup>3</sup> These strategies will probably be extended to other countries since they provide policymakers with proper tools to improve efficiency. They also create incentives for private and public providers to maintain adequate levels of services in the water sector. Increased competition appears as a necessary aspect of new water management strategies.

### *Climate Change*

17. Climate change and water pollution were considered by Ashley and Cashman (2005) to have the greatest impact on increasing the cost of water services. Ashley and Cashman (2006) indicate that these factors may increase costs by as much as 33 percent. Climate change will undoubtedly have considerable impacts on water resources, although the extent of the impact and the precise locations where major impacts will be felt is unknown. In different regions of the world, climate change will affect where, when, how much, and how water fall; increase the vulnerability of water supplies; increase the severity of droughts and flooding events; threaten coastal aquifers among other impacts. Investments will be needed to protect water security, diversify sources of water, and introduce low cost methods of increasing supply, including demand management. Also, as water becomes polluted, or climate change impacts water security in certain regions, governance of water and wastewater systems may need to be undertaken at a larger scale allowing water systems to develop partnerships with other systems as added security. The scale of governance may need to change as the regional scope of water resource abstraction increases, as more regions seek to obtain water from greater distances.

### *Characteristics of successful future business models*

18. In light of these dynamic changes in the water sector, there are certain underlying characteristics successful business models will share in the future. A few of these characteristics include the ability to incorporate multiple scales into water management, the ability to develop strategic partnerships in an ever

---

<sup>3</sup> Based on discussions by author Wolff with utility and Australian Water Association staff in Brisbane, Sydney, and Melbourne in July and August 2005.

widening circle of water sector actors, the ability to leverage innovative sources of financing while still maintaining a level of public funding, the ability to incorporate adaptive management and performance based incentives to improve performance, and the ability to communicate with and involve the public in decisions about the water system. Successful water system business models will also manage system assets effectively, staff their businesses effectively, and ensure proper assessment of the problem before proposing a solution.

19. Furthermore, national and state governments have an important role to play in facilitating the success of water, wastewater, and storm water management in the next few decades. As existing and new water sector providers respond to infrastructure needs and growing populations, the implications for government policy are significant. Governments must create the conditions necessary for water and waste system providers to make needed investments, achieve social and health goals, and protect against threats to water security, while at the same time providing strong regulatory oversight.

## INTRODUCTION

20. The water sector continues to face serious challenges. The failure to meet basic human needs for water; difficulties in meeting the financial requirements for maintaining, extending, and upgrading both new and aging water systems; new regulatory requirements for water quality; increasing water scarcity; competition for limited capital, and global climate change will continue to affect the development of the water sector. New ways of delivering water and disposing of waste, emerging players in the water sector, and innovative ideas about sustainable water planning, demand management, and community transparency are creating new opportunities in water management. As a result, existing business models are innovating or giving way to emerging business models that may reshape the sector.

21. Worldwide, estimates of revenues in the water sector range from \$350 billion to \$650 billion (Maxwell 2005). The scope of the water sector is complex, owing to its diversity, interactions, and synergies with other industrial, commercial, and financial sectors, and its international nature. Most traditional estimates of the scope of the water sector have focused on urban water services, because of better availability of data and challenges in defining boundaries to water services. While these estimates are valuable, globally about 70 percent of water used by humans goes to the agricultural sector for the production of food and fiber (although this varies widely from country to country). Thus, estimates of the current and future role of water in the agricultural sector are also critical, though the primary focus here will be on urban needs.

22. Water services are provided through a variety of approaches, though most involve centralized systems with large supply, distribution, and treatment facilities – what has been described as the “hard path” (Wolff and Gleick 2002, Gleick 2003). Increasingly, however, there is a realization that the hard path alone may not provide for a range of unmet and new needs, and that combining centralized infrastructure with new approaches for water supply, demand management, and community engagement may be more successful, and are often less costly.

23. Decreasing water availability, declining water quality, and increasing water withdrawals are placing greater demands on limited water resources. This increasing water stress is already constraining socioeconomic growth in some countries. Global climate change is likely to have significant impacts on water availability, quality, and demand (IPCC 2001). No good estimates are available of the additional costs (or reduced costs) that climate change may impose on water resources in different regions, or the effects it may have on the effectiveness of any particular business model. Nevertheless, the importance of the problem must be acknowledged, and more comprehensive efforts must be made to better understand climate change impacts and adaptation costs and benefits.

24. The social benefits that water and wastewater services provide are well known, including reduced mortality and morbidity from waterborne diseases. Most of these benefits accrue outside the financial accounts of the infrastructure investor, creating a significant gap between “project” and “social” rates of return. Since the development of water and wastewater infrastructure grew out of the public health revolution in the late 1800s, there is a strong link between public health and the development of water and wastewater utilities. Public capital has often been used provide backing for infrastructure bonds, or to provide low-cost or no-cost capital to undertake infrastructure projects that protect public health. The increasing drive to full-cost pricing from customers is shifting some of the underlying capital and operating costs from governments to water users; a drive that to some extent fails to consider the positive

externalities generated by the services. It is also well recognized that increasing public involvement in water decisions can lead to greater willingness to pay for water and wastewater services, which will be required to sustain and increase investment levels to meet needs.

25. The importance of water as a social good and a human right has been well recognized in numerous international fora. The United Nations Committee on Economic, Social, and Cultural Rights declared access to water a fundamental human right, entitling everyone to affordable, safe, and accessible water supplies for domestic uses. While water is recognized as a human right and a social good, that should be affordable to all people, this does not mean that water should or can be free for all people. Extracting, collecting, treating, testing, and distributing water all require certain levels of infrastructure and resources. In order to deliver potable water to the tap, maintain system infrastructure, and expand to underserved areas, a sustainable source of funds needs to be maintained.

26. Finance plays a key role in the water sector. The gap in required financing in the water sector and projected financing is enormous and growing, and chronic under investment in the water sector is an ongoing problem. Although there have been efforts to increase the role of private capital as a way of reducing the burden on public funding, such Public-Private Partnerships approaches have run into public opposition. The participation of private actors in recent years has not been particularly successful as a means for increasing capital investment in the sector. Indeed, some participation has been highly polarized and controversial. If substantial additions to private participation are to be encouraged and successful, new models will have to be developed that satisfy basic public interests and generate political and social acceptance. Private capital may also be generated through the use of municipal, public, or private bonds, where future system users pay for current system investment needs.

27. One of the contributions of economics to public policy is its focus on incentives and their effects on behavior. Greater levels of infrastructure investment, and different types of investments, will be encouraged or discouraged by different patterns of incentives. In this paper, we discuss incentive patterns mostly through the lens of “business models,” by which we mean the entities providing the water, wastewater, and storm water management services.

#### **Box 1. Our Definition of Public-Private Partnerships**

We also note that “*Public-Private Partnerships*” has been defined in many ways and no single definition is used consistently. For the purposes of this assessment, Public-Private Partnerships in the water sector involves transferring some or all of the “assets” or “operations” of public water systems into private hands. There are numerous ways to privatize water, such as the transfer of the responsibility to operate a water delivery or treatment system, a more complete transfer of system ownership and operation responsibilities, or even the sale of publicly owned water rights to private companies. Alternatively, various combinations are possible, such as soliciting private investment in the development of new facilities, with transfer of those facilities to public ownership after investors have been repaid. Over the last decade, offers to privatize water services were coming from newly amalgamated large, multinational corporations. There seems to be a cooling in this trend as we describe later in this paper, with regional actors playing a greater role. Opposition to divestiture continues at local, regional, and international levels.

When the service being privatized has “public good” characteristics, like water, government regulation or oversight has traditionally been applied. Economists and others argue that goods and services previously provided by public officials or agencies may become less vulnerable to political manipulation when privatized, but private entities may also become less responsive to public interests. Examples include protection of water quality, commitment to efficiency improvements that reduce the volume of water used, maintenance of basic service levels, transparent prices and billing practices, and investments in water reclamation or additional sources of water supply.

## CURRENT BUSINESS MODELS

### Functions Common Across Business Models

28. Every water system includes a variety of functions, such as maintenance of underground pipe systems or collection of revenues. Box 2 presents a useful and relatively complete categorization of functions from Gleick et al. (2002). The list in Box 2 is not the only such list one could create. For example, one could combine the operation and maintenance (O&M) functions into one, as is usually the case. Or one could divide a water system based on geographic area, as in Manila, Philippines, where potable water services were divided into areas served by different contractors when its water system was privatized in the 1990s.

#### Box 2. Water-System Functions

1. Capital improvement planning and budgeting (including water conservation and wastewater reclamation issues)
2. Finance of capital improvements
3. Design of capital improvements
4. Construction of capital improvements
5. Operation of facilities
6. Maintenance of facilities
7. Pricing decisions
8. Management of billing and revenue collection
9. Management of payments to employees or contractors
10. Financial and risk management
11. Establishment, monitoring, and enforcement of water quality and other service standards.

*Source* : Gleick et al. 2002

### Current Business Models

29. Current business are successful based on their ability to attract capital, maintain and expand water services, protect water assets, communicate with the public, and provide safe water and wastewater services to users.

30. The traditional focus on public versus private ownership or operation of built assets does not allow one to fully distinguish the entire context within which business models in the water sector operate. For example, water rights are valuable assets that affect service provider behavior perhaps as much as “built” assets. The context in which business models operate should be defined to include other important characteristics, such as:

- Where does investment capital come from?
- Who repays the capital?
- How is the service organized (i.e., central systems, decentralized systems, etc.)?
- How are service quality, potable and ambient water quality, and economic factors such as tariffs or rates of return to invested capital, regulated?

31. A range of business models exists currently in OECD and non-OECD countries. These business models vary in who owns the assets, who makes investments, the scale of the system, who sets the price, and how robust the business model is at attracting investment. A few existing models and their context are laid out in the attached table.

**Table 1. Current and Emerging Business Models in OECD countries**

	<b>French (Affermage)</b>	<b>Concession</b>	<b>English/Welsh</b>	<b>Canadian</b>	<b>German</b>	<b>US</b>	<b>Closed loops</b>
<b>Status</b>	Stable	Some decline in non OECD and OECD countries	Limited dissemination	Stable	Stable	Stable with some emerging private	Emerging
<b>Level of decentralisation</b>	Municipality	Municipality	Regional	Regional or Municipal	Municipality	Municipal/Regional	Condominium
<b>Who owns the assets</b>	Municipality	Municipality	Utility	Municipality	Municipality	Municipality or Regional District	Property developer
<b>Who pays for investments</b>	Municipality/basin organisation	Utility	Utility	Municipality	Municipality	Municipality or Regional District	Property developer
<b>Who defines the service</b>	Municipality	Municipality	Regulator	Municipality	Municipality	Public utility or service commissions	Property developer
<b>Who sets the price</b>	Municipality	Municipality	Regulator	Municipality or Regional District Board	Utility	Public utility or service commissions	Property developer
<b>Robustness vis-à-vis key drivers</b>	Attracts no private capital. Depends on municipal capacity to raise funds	Depends on emergence of domestic operators and their capacity to raise private funds	Fails to attract private capital. Apparent shift towards mutual funds	Attracts no private capital; Regional models capture economies of scale, particularly useful in less dense areas surrounding urbanized areas.	Until recent reform due to EU regulation, service provided by multi-utilities (water, energy, urban transit), with cross subsidisation	Attracts no private capital. Depends on municipal capacity to raise funds	Best qualifies in new, extensive, peri-urban habitats

32. It should be noted that some countries (France, Germany) have allowed the development of *régies*, where the utility belongs to the municipality and has no legal identity (it exists only as a service of the municipality). This model is now criticized, typically in the EU, as being opaque. There is a general

tendency to sever the service provider from the municipality, and to corporatise it (French *régie*, or German *Eigenbetrieb*), with, at least, a separate budget.

#### *United States and Canada*

33. There are a number of purely public examples in the United States and in Canada. By purely public, we mean systems where built assets are entirely owned and operated by public entities. An old and venerable business model is that of a water, wastewater, or flood-control department within a general-purpose unit of government (e.g., a City, County, Province, State, or Federal government).

34. Funding for public systems might come from a tax base or fee-for-service revenue (e.g., water sales). Revenue sources that are ear-marked for water sector services and sequestered from general revenue, are referred to as “enterprise funds”. Both departments whose budgets are supported by commingled general funds and those supported by sequestered funds are purely public models within general-purpose government, but the incentives these models face may be quite different.

35. Special districts separate not only revenue but also governance from the general-purpose government entity. Such districts usually have a separately elected governing board whose sole duty is (usually) to provide water, wastewater, or flood-control services. Residents within the service area may vote, whether they own property or not. Businesses within the service area do not have direct say in who sits on the governing board. This business model is common in the western U.S.

36. Another model is that of a corporatized public utility. This model is like a special district, but is managed like a corporation with one shareholder. The shareholder can be a City, as in Louisville Water, a water-supply utility owned by the City of Louisville, Kentucky in the U.S.; or a State, as are the water-supply utilities throughout Australia. Corporatized utilities typically have appointed rather than elected boards, where appointments are made by the owning entity. These boards are often composed of experts in various areas (e.g., engineering or finance), and need not represent the stakeholder groups in the community.

37. In both the United States and Canada, geographically interdependent municipalities have taken advantages of economies of scale to consolidate their operations into regionalized water service providers. This is discussed further in the following section of the report.

#### *French and German models*

38. Some systems maintain full public ownership of all assets but involve various degrees of operation and maintenance management by private companies. Operating contracts and design-build-operate (DBO) method for procuring new assets are becoming more common. Under most of these contracts, the public entity collects payments from customers or raises revenue from other sources, and pays the contractor for their services.

39. Concession and franchise agreements are often similar to DBOT in that the private investor typically owns assets until the end of the agreement, but at least in concept there is no requirement for a design-build component. For example, a concessionaire or franchisee might be granted the right to operate an existing system, collect revenues, pay for operation and maintenance, and make minor improvements. In some cases, ownership of the system resides with the public, but the concession grants an exclusive license to operate and maintain the system. Major improvements might be negotiated under a separate agreement with the concessionaire or franchisee, or might be designed and constructed by others, then included in the concession or franchise. Concessions often include the exclusive right to construct new assets, while franchises tend to be more limited in that regard. The franchisee or concession holder usually collects revenues from customers.

40. Another variation of the public ownership/ private management business model is the French system of *affermage*. In this model, publicly owned assets are leased to the private operator. The operator pays a fee for use of the assets, which is then recovered from customers as part of the water or wastewater service charge. Capital improvements are usually budgeted and funded by government. A unique incentive sometimes exists for the leasing company in *affermage*. If they can defer the need for a capital improvement, they are allowed to keep the interest on the deferred investment sum in excess of the increase in investment cost due to inflation. This creates an incentive for high-quality maintenance and creative measures (e.g., water main leak reduction) to reduce demand for new facilities.

#### *Dutch Model*

41. The Dutch water companies often have mixed public/private ownership, with public operation of assets. This creates an incentive for efficiency because the private owners would like to earn higher dividends on their investments, but moderates the profit motive by requiring that more than 50 percent of the ownership interest is public.

#### *English/Welsh Models*

42. In 1973, England passed the Water Act, which placed the responsibility for managing the entire water cycle from collection, distribution, conservation, sewage collection, and pollution abatement in the hands of Regional Water Authorities (RWA). In 1974 the water industry was restructured into ten Regional Water Authorities (RWA). A few water agencies retained their autonomy and were designated Water Supply-only Companies (WSCs). Some District Councils chose to retain sewerage collection, public health, and land-use planning functions, and they collected sewage fees and paid the RWAs for treatment services.

43. Despite the improvements in the 1970s and early 1980s, a number of major challenges remained. During this period, the British economy slowed, decreasing resources available for system improvement and management. At the same time, new standards developed within the European Community (EC) put pressure on water agencies to upgrade facilities. Huge capital investments were required, but under-investment by public agencies worsened overall conditions. By the mid-1980s, an estimated £26 billion was needed to bring the old water system to EC standards of water quality and environmental protection.

44. These trends were supplemented by the ideological goals of the Thatcher government to push for divestiture of many public services, including transportation, energy, telecommunications, and water utilities. As a result, the Water Acts 1988 and 1989<sup>4</sup> were passed, privatizing the water systems and services in England and Wales. The Acts gave the privatized water companies 25-year concessions for sanitation and water supply, and protected concessionaires against any possibility of competition.

45. There was no formal public consultation at the time the industry was privatized despite (or because of) polls that suggested that 75 percent of the public did not support divestiture (Saunders and Harris 1990). Since 1997 the new Labor government has made an effort to widen public participation in concession agreements.

46. As a result of the initial structure and form of divestiture, a variety of problems materialized early that led to changes, modifications, and revisions in the government agencies responsible for oversight, customer protection, and regulation. We offer here a summary of the most relevant issues that arose, and the responses by public agencies. Among the problems:

---

<sup>4</sup> Public Utility Transfers and Water Charges Act 1988 (chapter 15). Water Act 1989 (chapter 15).

1. Tariffs rose sharply following divestiture, necessitated by huge investments in water-system improvements, with little public input. The different regulatory authorities with different mandates sent conflicting signals to the water companies.
2. Public opinion was divided on how much should be spent on environment protection.
3. The rise in tariffs led to an increase in water debt and disconnections, drawing widespread public criticism.
4. There was public anger over the fact that water companies were continuing to earn substantial profits even in drought years, when consumption restrictions had been imposed on the public.

47. In response to strong public opposition, strong government regulatory oversight and a reorganization of government regulatory authorities eventually helped improve service, stabilize and monitor rate increases, and ensure water quality protection. The model is now stable, and regulators are working to improve competition and introduce new actors into the water sector.

#### *Small and/or Domestic Private*

48. It is also worth differentiating between locally owned private companies and multi-national private companies, which we explore later in the paper. In many developing countries another model of private provision exists: small private companies act as vendors of water and water-treatment equipment. Water vendors sell water from tanker trucks in peri-urban areas of the world, particularly in parts of Brazil, India, China, and Indonesia. The quality of water sold in this way is typically unregulated; although licensing these actors as part of municipal supply is growing in some countries. In addition, private vendors of water-treatment equipment often operate the equipment under contract. A typical client for these service providers is an industrial or large commercial facility that needs on-site wastewater or water treatment. This business model seems to be growing rapidly as on-site and smaller scale technologies become more reliable and economical, and are increasingly used in residential and commercial applications.

#### **History, Importance, and Future of Business Models in the OECD and Big 5 Countries**

49. Private-sector participation in the provision of water and sanitation services is not a new concept. Private entrepreneurs, investor-owned utilities, and other private entities have provided water and sanitation services in different parts of the world for many years. In England, for example, private water services began in the 16<sup>th</sup> century and lasted for over 300 years before local governments took a more active role (NRC 2002). In France, private water services began in the mid-19<sup>th</sup> century under the reign of Napoleon III (Gentry 2000). Water services in the U.S. were largely provided by the private sector during the 18<sup>th</sup>, 19<sup>th</sup>, and early 20<sup>th</sup> centuries. Commencing in the latter part of the 19<sup>th</sup> century, however, local governments throughout Europe and the United States substantially increased their investments in public water supply, and took over many formerly private systems, to ensure service coverage for all segments of society, reduce the incidence of water-borne diseases, including cholera, and provide water for fire fighting (Gleick et al. 2002, NRC 2002). Public-sector investment continued to grow throughout the 20<sup>th</sup> century as governments recognized the broader economic and social benefits that a safe, reliable water supply provides.

In the 1990s, public and private entities looked to Public-Private Partnerships in a range of sectors to meet a variety of needs. During this period, private-sector participation in the water and wastewater sector increased in many countries throughout the world. Private-sector participation in water and sanitation, however, varies considerably among countries. Table 2 shows the percent of the population in each country served by the private sector in 2005. While this includes those served by purely private and mixed public-private schemes, this table does not include the use by public utilities of private vendors for functions such as outsourced billing or administration. This table also does not characterize the extent of informal or small-scale private-sector involvement, including water tankers and bottled-water provider. These unregulated private actors are very common in countries like India.

The private sector is dominant in the United Kingdom, France, and the Czech Republic and plays a significant role in Greece, Hungary, Italy, and Spain.<sup>5</sup> In most OECD and Big 5 countries, however, the private sector plays a relatively minor role in the provision of water and sewerage services.<sup>6</sup> Variation in private participation among countries is due to a number of factors, including the existence of supportive policies, a stable political and financial climate, local history and conditions, and public perception.

**Table 2. Percent of the Population Served by the Private Sector in 2005**

	Percent of Population Served by the Private Sector in 2005	
	Water	Sewerage
United Kingdom	90	93
France	76	57
Czech Republic	68	65
Spain	45	52
Greece	44	37
Italy	41	29
Hungary	26	25
Australia	22	6
Brazil	20	14
Portugal	19	16
Germany	17	14
Mexico	16	9
United States	15	5
Austria	7	0
China	5	3
Canada	4	2
Russia	4	1
Belgium	3	40

<sup>5</sup> “Dominant” is defined as having more than 50 percent of the population served by the private sector, and “significant” is defined as having between 25 and 50 percent of the population served by the private sector.

<sup>6</sup> “Minor” is defined as having less than 25 percent of the population served by the private sector.

Indonesia	3	0
Slovakia	3	3
New Zealand	2	6
Poland	2	2
Turkey	2	1
Ireland	1	36
Norway	1	5
Sweden	1	1
Denmark	0	1
Finland	0	1
India	0	0
Japan	0	0
Korea (S.)	0	7
Luxembourg	0	0
Netherlands	0	11
Switzerland	0	0
Iceland	ND	ND

ND = no data available

Source: Pinsent Masons. 2006

50. The data available for all the 35 countries of interest (OECD plus Big 5 countries) does not provide the level of detail on type of contract needed to assess which types of private-sector arrangements are most common in which regions, and which models are growing over time. More detail is provided below on the emerging and developing economies.

### ***Trends in Private Sector Involvement in Emerging and Developing Economies***

The World Bank maintains data on the number, amount, and type of investment (concession, Greenfield,<sup>7</sup> divestiture, and management and lease contract) involving private participation in the water and sewerage sector in middle- and low-income countries. Eleven of the 35 countries included in this study fall within that category (Table 3). The following discussion will focus on these countries.

<sup>7</sup>

The World Bank defines a Greenfield project as one in which “a private entity or public-private joint venture builds and operates a new facility for the period specified in the project contract. The facility may return to the public sector at the end of the concession period.” DBOT, BOT, and BOO fall within this category.

**Table 3. Countries in World Bank PPI Database Included in This Study**

<b>Country</b>	<b>Category</b>
Czech Republic	Upper Middle Income
Hungary	Upper Middle Income
Mexico	Upper Middle Income
Poland	Upper Middle Income
Slovak Republic	Upper Middle Income
Turkey	Lower Middle Income
Brazil	Upper Middle Income
Russia	Lower Middle Income
India	Low Income
China	Lower Middle Income
Indonesia	Lower Middle Income

Between 1990 and 2004, a total of 177 projects representing US\$ 11.2 billion (2000\$) were initiated in the countries listed in Table 3. Figure 1 shows the number of projects involving private entities by the year that they reached financial closure. The number of projects rose sharply in the early to mid 1990s, peaked in 2000, and dropped precipitously between 2000 and 2003. The number of projects, however, appears to be rebounding, as they more than doubled between 2003 and 2004. Over 70 percent of the projects initiated between 1990 and 2004 were in Brazil, India, and Mexico.

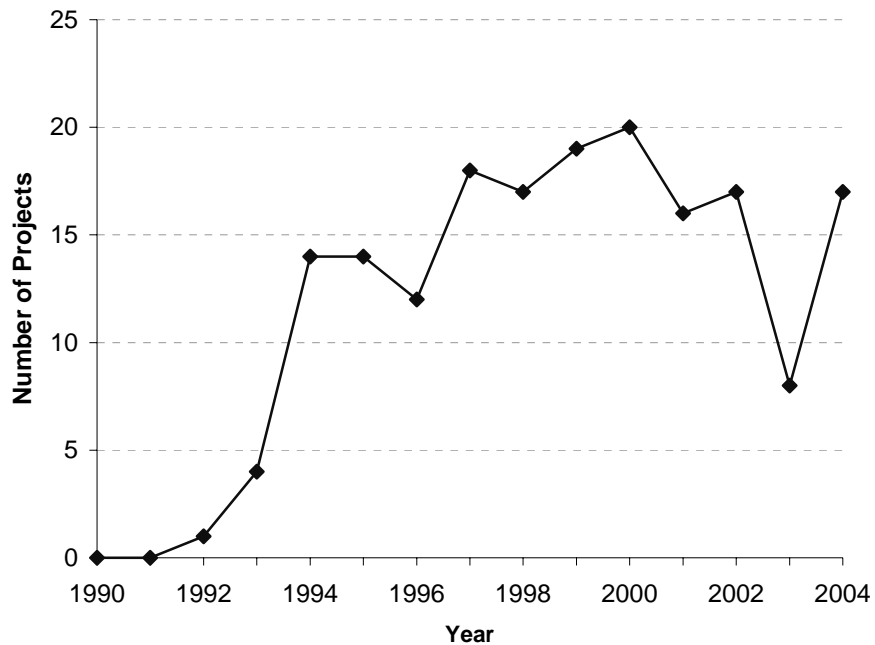
51. Large divestiture projects are riskier investments. By 2004, seven out of 177 of the projects (representing 11 percent of the total investment) initiated in those countries listed in Table 3 (11 out of 35 OECD + BRIC countries) between 1990 and 2004 were either cancelled or in distress.<sup>8</sup> By comparison, seven percent of projects (representing 37 percent of the total investment) initiated between 1990 and 2004 in all middle- and low-income countries were either cancelled or in distress. Thus the failure rate of projects initiated in those countries listed in Table 3 is less than the average of all middle- and low-income countries, suggesting that the countries addressed in this paper may be more capable of supporting Public-Private Partnership efforts.

---

<sup>8</sup> Distressed projects are defined as those that the government or the operator has either requested contract termination or are in international arbitration.

**Figure 1. Number of Water and Sewerage Public-Private Partnership Investment Projects**

1990-2004 in the Eleven OECD + BRIC Countries Listed in Table 3



Source: World Bank PPI Database

52. Total public-private partnership investments in the water and sewerage sector in the eleven OECD + BRIC countries listed in Table 3 were US\$ 11.2 billion (2000\$) between 1990 and 2004. Investments in the water sector, however, exhibit high annual variability, particularly since 1996 (Figure 2). Current investments in the eleven OECD + BRIC countries listed in Table 3 are nearly 30 percent below their 1998 peak level of US\$ 1.6 billion (2000\$).

**Figure 2. Total Project Investment Water and Sewerage Public-Private Partnership Investment Projects**

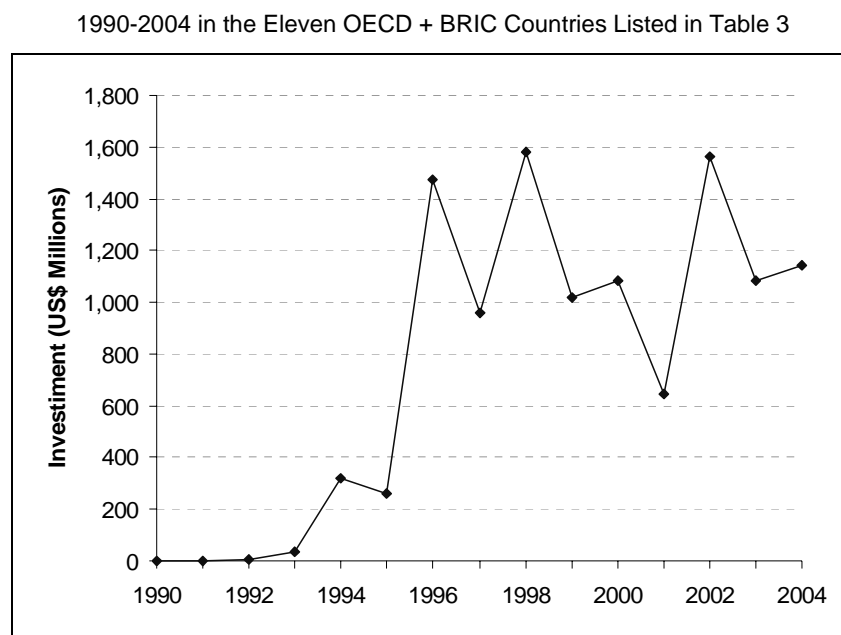


Table 4 lists the percent of projects and investment in water and sewerage by type of private investment in the eleven OECD + BRIC countries listed in Table 3. Concessions and Greenfield projects are the most popular type of arrangement, accounting for 39 percent and 37 percent, respectively, of the projects between 1990 and 2004. Similarly investment in these types of projects was also high. Divestiture was the least common type of arrangement, but accounted for 20 percent of cumulative investment, indicating that these projects are among the most expensive. Concession and Greenfield contracts are likely more common because ownership of the asset potentially provides greater protection for the investor against abuse by the governmental contracting entity.

**Table 4. Percent of Projects and Cumulative Investment of Water and Sewerage Projects, by Private Investment Type**

1990-2004, in the eleven OECD + BRIC countries listed in table 3

Type of Private Investment	Projects (%)	Investment (%)
Concession	39	40
Divestiture	7	20
Greenfield Project	37	37
Management and Lease Contract	17	3

Source: World Bank PPI Database

***Trends in Private Sector Involvement in OECD Countries***

53. Country-specific information on water Public-Private Partnerships in developed countries is not collected in a consistent manner.<sup>9</sup> Public-Private Partnerships Barometer maintains data on Public-Private

<sup>9</sup> The privatization database maintained by OECD was discontinued in 2001.

Partnerships efforts in Europe, but does not provide specific information on contract type, i.e., concession, BOT, divestiture, etc. Thus it is difficult to quantitatively assess private-sector involvement in OECD countries outside of Table 3. Anecdotal evidence, however, suggests that the prominence of various contract types depends upon a number of factors, including the existence of supportive policies, a stable political and financial climate, local history and conditions, and public perception. England and Wales, for example, have divested most of their assets to private companies, although clearly divestiture is the least common type of contract in developed countries. In the United States, however, DBO and pure O&M contracts are more common than, for example, design-build-operate-transfer (DBOT) contracts because public financing of privately owned assets (private activity bonds) is limited under the tax code, while earnings to those who lend to government for construction of public assets is tax exempt. In France, concessions and leases are more common. In the Czech Republic, concessions are dominant. And in Ireland, BOT contracts are more common.

## KEY DRIVERS AND OPPORTUNITIES IN THE WATER SECTOR

54. After a detailed analysis of the water sector's characteristics and the impacts of the drivers presented by Ashley and Cashman (2006), we believe that there are a few key principal drivers of change and opportunities that have the potential to transform the water sector. In this section, we look more closely at the principal drivers, which include Financing, Demand Management, the Scale of Water Systems, Climate Change, and Public Involvement and Equity.

### Financing

55. The key challenges of the water and wastewater sector include the need to expand access to water and wastewater services; invest in replacing and maintaining aging infrastructure, and address security and environmental concerns. Addressing these challenges will require both large capital investments for new infrastructure, ongoing investments in maintenance, repair, upgrading and operation of existing facilities, and integration of new ways of organizing, funding, and producing revenues and reducing costs within utilities.

56. In most of the countries that are the focus of this paper, the networks developed for water supply, distribution, and treatment are generally considered well-developed and the most valuable assets, comprising some 60-80 percent of the total value of all urban water and wastewater systems. According to Ashley and Cashman (2006), the current value of existing sewerage assets in the UK alone is some US\$ 200 billion, and it is several times larger than that in the United States. Comparable levels of investment and development, however, have not been made in some of the OECD and Big 5 countries.<sup>10</sup> In transition economies, the need for maintaining and upgrading existing infrastructure is combined with sometimes significant needs to expand coverage and at the same time address the challenges of poor governance, institutional neglect and inefficiency, and deterioration of the water asset base.

57. There is a range of estimates of required annual expenditures in the water and wastewater sector. Ashley and Cashman (2006) estimate the needed annual expenditures based on income categories. In the High Income Countries, they estimate that 0.35 to 1.2 percent of GDP will be required to finance needed infrastructure, maintenance, and services. In Middle Income Countries, they estimate 0.54 to 2.60 percent of GDP is needed and in the Low Income Countries (LICs), an estimated 0.70 to 6.30 percent would be needed. Because financing infrastructure needs in LICs requires a larger percentage of GDP than in other countries, these requirements will reinforce and worsen income disparities, suggesting that attempts should be made to rectify this problem.

58. Table 5 provides an estimate of the projected annual expenditures on water and wastewater services and includes the influence of the drivers on projected needs (Ashley and Cashman 2006). The total projected needs in the OECD and Big 5 (Brazil, Russia, India, China, and Indonesia) countries approach US\$ 800 billion by 2015, which is consistent with a recent study by Andrieu (2005). Scenarios of future expenditures for water vary widely, and should be viewed skeptically. No standardized method for estimating needs is used. Moreover, most scenarios tend to focus on "investment" needs, and exclude recurring expenditures for operations, maintenance, repairs, replacement, and overhead. While these

---

<sup>10</sup> This paper will focus on the OECD countries plus the Big 5 countries (Brazil, Russia, India, Indonesia, and China).

expenses are sometimes covered by revenue, shortfalls often lead to inadequate expenditures for operations and maintenance, and a resulting increase in future investments. While considerable uncertainty is involved in these estimates, it is clear that water-related infrastructure investment needs could be huge and that governments will need to pay particular attention to water in the future.

**Table 5. Projected Expenditures on Water and Wastewater Services**

Country	Average Annual Investment (US\$ billion)	
	by 2015	by 2025
Australia	6.86	9.95
Austria	2.59	3.91
Belgium	2.75	4.38
Canada	10.27	15.74
Czech Rep.	3.12	2.83
Denmark	1.82	2.74
Finland	1.35	2.15
France	16.86	25.84
Germany	23.38	35.84
Greece	2.17	3.34
Hungary	2.02	2.79
Iceland	0.09	0.14
Ireland	1.35	2.15
Italy	16.83	25.23
Japan	46.98	63.41
Korea	12.76	18
Luxembourg	0.24	0.39
Mexico	167.78	153.65
Netherlands	5.43	7.88
New Zealand	1.14	1.63
Norway	1.58	2.55
Poland	7.93	7.18
Portugal	1.96	2.97
Slovak Rep.	1.35	1.22
Spain	10.97	15.96
Sweden	2.26	3.6
Switzerland	1.97	3.19
Turkey	9.33	9.66
United Kingdom	19.14	27.96

United States	101.65	167.63
Russia	11.49	26.41
India	74.8	108.31
China	182.1	247.18
Brazil	19.8	32.02
<b>Total</b>	<b>772.12</b>	<b>1037.83</b>

Source: Ashley and Cashman 2006

### *Access to Capital*

59. There are major drivers affecting the ability of OECD and non-OECD countries to make needed investments and finance the expansion and maintenance of water and wastewater infrastructure and services. Limited tax revenue that is available to support financing these investments will be increasingly constrained by growing demands on public resources, including the need to support ageing populations. Currency risks in the Big 5 economies are causing a shift to more local financing in these countries. Increasing demands on water and wastewater services also increase the financial pressures on the sector. Ashley and Cashman (2006) project that socio-economic changes including population growth, age profile changes, and rising expectations for water services; environmental challenges such as climate change and water pollution; and internal politics including governance challenges and urbanization will increase water infrastructure and services costs. Technologies that increase efficiency are estimated to reduce unit costs of water services.

60. Ultimately, in financing water services the question of who pays for what, what is the scale of financing, is financing protected, and the venues for accessing capital are critical. Water systems typically acquire funds to maintain and expand service through the general budget, local budgets, consumers, taxpayers, the system operator (reinvestment of profits). New models are also accessing capital through involvement of mutual funds who are seeking long term fixed rates of return on capital, engineering service firms that build an on-site water system and obtain an on-going service contract to service their capital investment, and landowners or homeowners who purchase an on-site system as part of the purchase of an existing property or the construction of a new one.

61. Accessing the capital is critical, and depends on establishing trust among investors and users that the water system is operating efficiently and effectively. Capital can be accessed through general budgets, local budgets, and private lenders. Accessing private capital and public capital will require a high credit and bond ratings and guaranteed returns on the investment.

62. Capital must be serviced. This needs to be done through adequate cost recovery mechanisms that maintain service and infrastructure quality while accruing funds to service debt. Debt should be serviced by users of the water system. This is the most appropriate way of ensuring the longevity and sustainability of the water system. Debt is also sometimes serviced by taxpayers paying into a general or local budget that subsidizes the debt servicing.

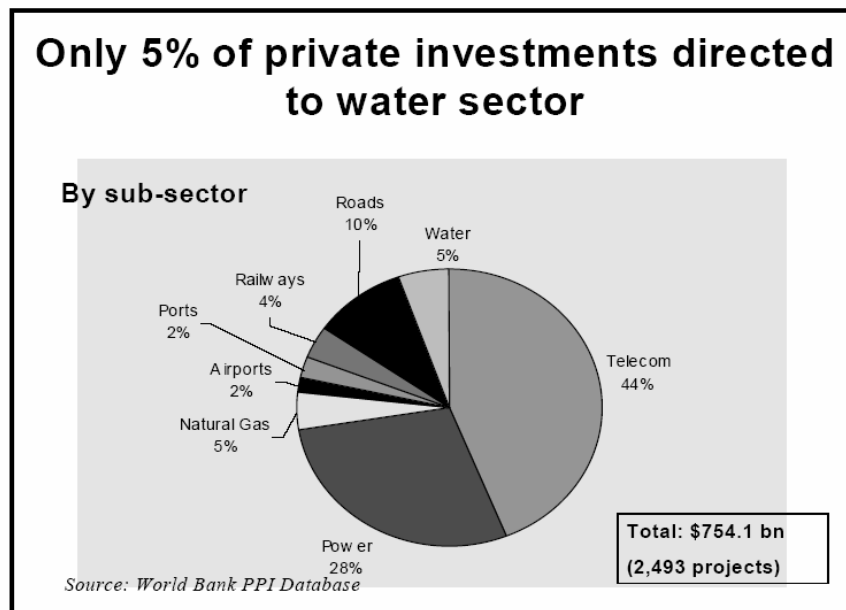
63. The role and nature of traditional actors in the water financing sector are changing significantly. General budgets which funded much of the construction of water infrastructure are shifting away from ongoing funding because of competition for government funds and decreasing funds. Infrastructure Canada documents very compellingly a situation faced in many OECD countries:

64. “Trends in the past 30 years indicate that the proportion of the national pie devoted to public infrastructure has been declining. Not only has public investment been on the decline, but also investment

requirements to maintain, upgrade, and expand infrastructure have been on the rise. Thus a gap has developed between what is needed to bring public infrastructure to satisfactory levels and current expenditures on this infrastructure. A 1984 study by the Federation of Canadian Municipalities estimated that this gap was 25% of annual investment in urban infrastructure.” (Infrastructure Canada 2004, p.10)

65. The private sector is being looked to fill in this funding gap in the water sector. The private sector has not met the demands of huge investments in the water sector, nor does it appear that the private sector can do this alone. What has been demonstrated is that a very small portion of private investments in developing countries have been made in the water sector (Figure 3).

**Figure 3. Percentage of Private Investments in World Bank PPI Database Directed to the Water Sector**



Source: Moss, J. et al. 2003, p. 12

66. A critical dimension of the context within which water business models operate is that of access to capital. It is clear that the sector’s capital needs are not being fully met, although there is still much debate about the specific types of investments needed (e.g., dams versus efficient appliances). Advocates of increased private involvement in the water sector often claim that private capital is essential if these needs are to be met. Certainly that is true in some sense since most government investments in the water sector are paid for with bonds sold to private investors. But it is not true unless private water companies are more attractive to investors than government bonds. Sometimes, they are less attractive (e.g., when government bonds are tax exempt as in the U.S.). Investing in a private water company is more attractive than buying a government bond only when the rate of return on the private investment is relatively high or is guaranteed to some extent (i.e., it is low risk). If government can credibly make such guarantees, it can also borrow and invest directly.

67. In some parts of the developed world, bond financing is a primary vehicle for investments in the water sector. When investor owned utilities exist, equity investments in the stock of those companies are also an important source of capital. Because equity investors demand higher rates of return than bond investors, however, debt is often a significant source of finance even for investor owned utilities. Direct investment of tax revenues is also sometimes a source of finance, especially in rapidly growing economies like China and India today. However, that same tax revenue can be used to amortize large loans; a more effective way of raising capital than pay-as-you-go financing with tax revenue. Consequently, the vast

majority of capital invested in the water sector is borrowed or raised (as equity investments) in private capital markets, regardless of the business model that delivers services.

68. Stated differently, the key issue in accessing sufficient capital is usually not the source of that capital. Instead, there are other issues that affect the risk and financing costs for both investors and those who are being asked to repay investors via user fees or taxes. For example, customers in peri-urban areas may not trust their water supplier, whether public or private, and will oppose rate increases and thereby reduce investment, even when the cost of piped water is estimated to be much lower than the cost of water vended from trucks.

### ***Full-Cost Pricing***

69. Designing appropriate rates that ensure full-cost pricing is one of the most important challenges of effective water management. Water systems typically recover their costs of operation via a mix of customer charges (prices), own-country or local tax revenue, international loans or aid (other-country tax revenue), or charitable donations. But if a water system cannot sustain adequate levels of finance via these sources, and many cannot, it will not be able to extend services to poorer, marginal areas that lack water and sanitation, nor will it be able to properly maintain existing systems. Multi-lateral banks and others have increasingly put pressure on utilities in developing countries to increase funding by increasing user charges. This is often labeled as a trend toward “full-cost recovery” but is more accurately labeled as a trend toward “full-cost pricing.” The strategy of moving toward full-cost pricing requires that utilities increase rates for water and wastewater services to meet maintenance and expansion goals. Doing so is not possible without effective communication with and trust between customers and utility management.

70. The inability or unwillingness of governments to finance needed infrastructure and maintenance and increasing demands on public finances is driving the move towards a greater portion of system costs paid through user fees. There will continue to be overt pressure to recover infrastructure and operation and maintenance costs through full-cost pricing as the water sector grows. The issue of full-cost pricing is often combined with calls for more private sector involvement in the sector, and as costs become increasingly covered by user fees, this will be more attractive for private-sector business models.

71. Currently, very few systems throughout the world are fully funded by current or future customers of the service. Indeed, some believe that the pressure for full-cost pricing by international lending institutions and others in developed parts of the world, toward less developed parts of the world, is inconsistent with the history and current practices in much of the developed world. It is very common for water-sector business models to involve a mix of customer charges and general tax revenue.

72. Whenever possible, local levels of government have worked together to obtain financial support from higher levels of government, thereby reducing the need for local agencies to increase customer charges. Complicating the issue of full cost pricing are inherent failures of market capitalism that affect all actors. For most industries and public welfare utilities, we need to consider the extent to which all benefits and costs are internalized. The costs of poor ambient water quality from ineffective wastewater treatment are borne by downstream users, while many of the benefits of adequate supplies of clean drinking water accrue externally in reduced health costs in the community. Many external costs may be internalized through government regulations and enforcement, including regulations governing the quality and disposal method of treated wastewater and sludge. External benefits, however, may also be internalized via subsidies. This is in fact the most common rationale for tax revenue supported spending in the water sector, rather than full-cost pricing.

73. It is of course, in theory, possible for full cost pricing to account for additional anticipated costs from climate change or water pollution. Full cost pricing could also internalize the external public health

benefits of water and wastewater service provision by requiring annual payments from the public health department as part of the overall revenue stream. If well designed, rates should incorporate the costs of externalities and the costs of removing water from in-stream uses. Anticipated climate change or water pollution infrastructure needs could be incorporated into prices borne by water system users. For pollution outfalls into the water system, point-source charges could be levied which could feed into water system revenues.

74. Investments in water interventions often pay enormous dividends, but in unconventional ways. Table 6, from WHO/UNICEF (2005) shows the estimated “cost/benefit” ratio for water actions in developing regions and Eurasia. As these data indicate, the investment of a dollar may return as much as US\$ 4 to US\$ 12 in health, social, and financial benefits, but often those benefits accrue to parties other than those making the investment. Overall, the UN concluded (UN 2003) that an investment of US\$ 11.3 billion dollars per year to meet the Millennium Development Goals for water could produce an overall benefit as large as US\$ 84 billion a year. This disparity in who bears the costs and who receives the benefits is rarely openly discussed or considered in water policy decisions. Measuring these varying costs and benefits, and identifying ways of capturing the benefits and reinvesting them in the water system, are key components and challenges to those looking to expand old or develop new business models.

**Table 6. Benefit/Cost Ratios for Water Interventions in Developing Regions and Eurasia**

Type or Result of Intervention	Benefit/Cost Ratio
Halving the proportion of people without access to improved water sources by 2015	9
Halving the proportion of people without access to improved water sources and improved sanitation by 2015	8
Universal access to improved water and improved sanitation services by 2015	10
Universal access to improved water and improved sanitation and water disinfected at the point of use by 2015	12
Universal access to a regulated piped water supply and sewage connection in house by 2015	4

Source: Modified from WHO/UNICEF 2005

75. Good governance is key to addressing financing needs. Well-governed countries and utilities are typically able to borrow enough to meet their investment needs. Similarly, better governance reduces the risk premium required to induce investment. Selected national or regional policy interventions may be necessary to improve credibility and reduce risk premiums in the most neglected and backward parts of countries where investments in water systems are risky at present.

76. Well-developed civil courts capable of resolving contract disputes in reasonable time frames and at reasonable cost would also be helpful. This is especially important for the development of business models that include numerous smaller projects and actors. The transaction costs associated with development of these models are large. Administration costs, as noted above, are larger per dollar of investment in small projects, and even a few contract disputes among hundreds of contracts can prevent return on investment from being adequate to promote yet more investment.

77. Communities are often concerned that when a private company takes over a local water system, the drive for full-cost pricing and profits will lead the company to increase water rates that are paid by users. The drive for greater public involvement will be integral to the success of any efforts towards full-cost pricing. In cases where rate changes need to be made, improved services should be clearly described

and rate changes should be tied to comprehensive consumer education and information programs describing the changes and their reason. While the driver of public involvement won't affect how many business models try to more fully recover costs from users, it will determine how successful these attempts will be.

78. With large potential increases in costs from climate change, water pollution, and more stringent regulations, environmental drivers will make it more difficult for utilities to recover all costs from user fees. This will mean that tax revenues or government support will most likely continue to be needed to finance major projects that address climate change impacts. Full-cost pricing does not account for the external costs of climate change or water pollution that will affect the water system's sustainability.

**Box 3. U.S. Drinking Water Revolving Fund**

As noted earlier, water systems must make significant investments to install, upgrade, or replace infrastructure to continue to ensure the provision of safe drinking water. These investments include installation of new facilities to improve the quality of drinking water as well as maintenance necessary to sustain aging infrastructure. In the United States, a mechanism was created to help States meet federal requirements under the Safe Drinking Water Act. This bill established the Drinking Water State Revolving Fund (DWSRF) to make funds available as grants to finance infrastructure improvements. The program also emphasizes providing funds to small and disadvantaged communities and to programs that encourage pollution prevention as a tool for ensuring safe drinking water.

The DWSRF program awards capitalization grants to States, which in turn are authorized to provide low-cost loans and other types of assistance to public water systems to finance the costs of infrastructure projects. States may also use a portion of their grants to fund a range of set-aside activities including source water protection, capacity development, and operator certification (U.S. EPA 2000). The federal appropriation for this program in 2005 was US\$ 843 million split among all U.S. territories though less money than this is usually dispersed. Figure 3-1 shows actual federal grants from 1997 to 2005.

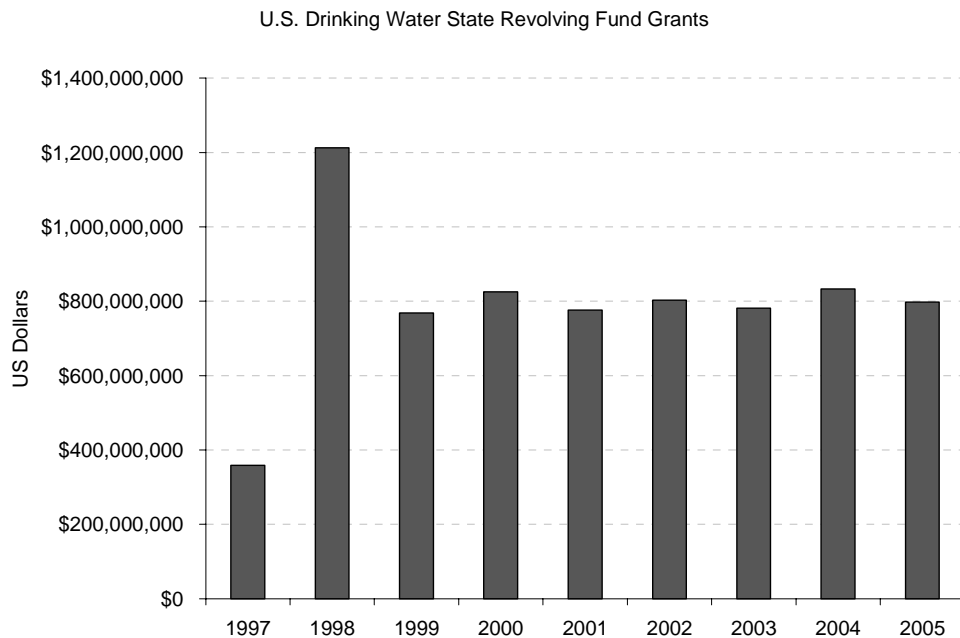


Figure 3-1. Source: <http://www.epa.gov/safewater/dwsrf/nims/dwus05.pdf>

## Demand Management

79. The amount of capital and financing needed to satisfy water supply and sanitation needs depends in large part on the size of those needs and on choices made to satisfy them. In some cases, substantial reductions in capital requirements can be achieved by expenditures to reduce demand through technological improvements, structural changes to water use, or other approaches. Below we offer a few examples on experiences in the United States and Canada.

80. The world is in the midst of a major transition in water management and use. Over the past century, the construction of massive infrastructure in the form of dams, aqueducts, pipelines, and complex centralized treatment plants, funded with a limited set of financial tools and approaches, dominated the water agenda. This “hard path” approach focused on expanding water supply brought tremendous benefits to billions of people, reduced the incidence of water-related diseases, expanded the generation of hydropower and irrigated agriculture, and moderated the risks of devastating floods and droughts. But the hard path also had substantial, often unanticipated social, economic, and environmental costs. Tens of millions of people have been displaced from their homes by water projects over the past century, including more than 1 million displaced by the reservoir behind the Three Gorges Dam in China alone. Twenty-seven percent of all North American freshwater fauna populations are now considered threatened with extinction, a trend mirrored elsewhere around the world. Adequate flows no longer reach the deltas of many rivers in average years, leading to nutrient depletion, loss of habitat for native fisheries, plummeting populations of birds, shoreline erosion, and adverse effects on local communities.

81. A new way of thinking is emerging: called the “soft path” or demand management by some analysts. The soft path continues to rely on carefully planned and managed centralized infrastructure but complements it with small-scale decentralized facilities. The soft path for water emphasizes improving the productivity of water use rather than seeking endless sources of new supply. It delivers water services and qualities matched to users’ needs, rather than just delivering quantities of water. It applies economic tools such as markets and pricing, but with the goal of encouraging efficient use, equitable distribution of the resource, and sustainable system operation over time. It includes local communities in decisions about water management, allocation, and use. And it uses the tool of backcasting as a way to help communities and water users think about long-term objectives, rather than short-term expediencies. The industrial dynamics of this approach are very different, the technical risks are smaller, and the dollars risked are potentially far fewer than those of the hard path.

82. The implications for business models and investment paths can be profound. Rather than focusing on the different business models, the soft path or demand management would suggest that water managers and planners focus on the long-term objectives, such as meeting basic needs, or integrated sanitation and ecosystem restoration, and then explore different financial paths for satisfying those objectives. Thus, society’s goal should not be promoting specific business models, but might instead focus on improving the social well-being associated with the use of water and the provision of water services.

83. The concept of increasing the productivity of a unit of water is key to the idea of demand management. In many cases, water is not needed itself, but performs certain functions, whether it is to carry away human waste, cool industrial processes, or grow crops. Each of these functions that water provides is actually not dependent on the actual amount of water used, but on how effectively the water that is used satisfies the end goal. If a smaller amount of water can perform the same function, this increases the productivity of a unit of water. For example, water efficient shower heads use less water but serve the same purpose of allowing people to clean themselves. Drip irrigation systems used in agriculture use significantly less water and reduce evaporation losses by directing water to where it is most needed, underground, while fulfilling the function of growing crops.

84. The traditional approach to meeting increasing water needs has been to augment availability by building massive water-supply projects. Increasingly, these projects are becoming more expensive as communities need to go farther and farther a field to find and access new supplies still uncontaminated by pollution and sewage from growing urban centers. The cost of water per cubic meter increases each time a new water source is tapped, increasing the costs to the utility and the end-user (Wegelin-Shuringa 1998).

85. A demand management approach that focuses on efficiency and conservation, including reducing unaccounted for water in the water sector is often the best “new” source of water to satisfy the social and environmental needs of growing populations. It was often thought that improving economic prosperity required increases in water use. But technology improvements have severed this link. While producing a ton of steel in the 1920s required as much as 200 tons of water, today it requires less than 4 tons of water. This is a fifty-fold increase in the *productivity* of a given unit of water. One of the cornerstones of a demand management approach to providing water services is increasing water productivity, the amount of output – whether it is satisfying a human need or producing a ton of wheat – for a given unit of water that is used.

86. In Singapore, an aggressive strategy to improve efficiency and conservation was implemented to significantly reduce the water losses in the system. Rates of unaccounted for water in badly run or decaying systems can reach as high as 60 percent of water produced, which is a huge financial drain on any utility and ratepayers. Reducing the rates of unaccounted for water in the system achieves social and environmental objectives while improving efficiency and reducing costs. The Singapore PUB developed a comprehensive and proactive strategy to detect and control leakage. As the city seeks new methods of meeting its water needs, Singapore’s demand management approach focusing on efficiency and conservation in the water sector has proven to be a more effective “new” source of water and permitted the city to avoid or delay the huge capital expenditure associated with new supplies in a region with few natural alternatives. Singapore saved nearly \$26 billion in avoided capital expansions by reducing unaccounted for water levels from over 10% to 6% over the course of 6 years.

87. Water efficiency improvements in many parts of the western United States have greatly reduced per-capita water use and eliminated the need for a wide range of new supply investments. New reservoirs costing billions of dollars have been cancelled by investing in conservation improvements. For example, the Two Forks Dam outside of Denver – a billion dollar project designed to boost Denver’s water supply – was cancelled in 1990 due to opposition from local and federal governments over its ecological impacts, together with the belief that conservation and efficiency were appropriate and adequate alternatives. Denver then succeeded in reducing demand, successfully demonstrating how to replace large capital projects with improved management.

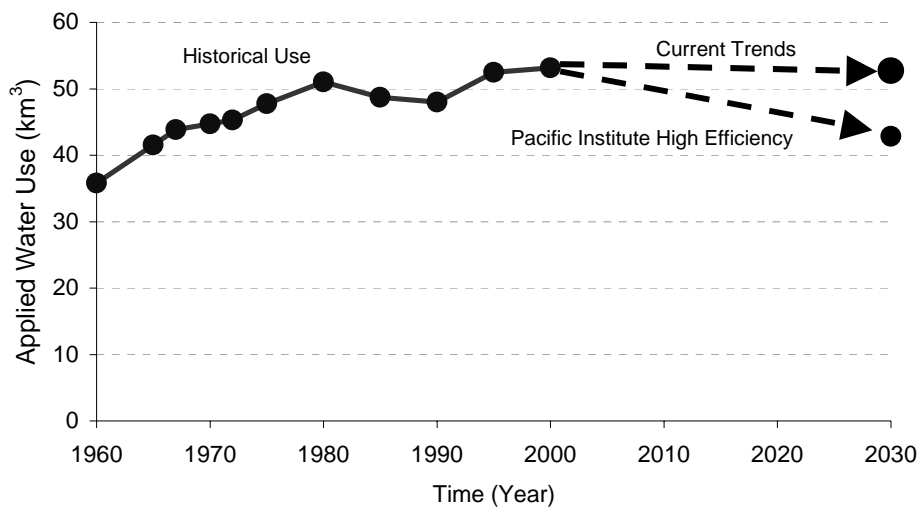
88. A recent study in Kings County, Washington State, found that a small community could cost effectively reduce the size of a planned wastewater treatment plant by aggressively implementing indoor water conservation measures (Wolff, 2004). Water in this community was quite inexpensive, so unlike the example above, water-use efficiency was not justified by avoided costs for water supply. Instead, water-use efficiency was justified by avoided costs for new sewer lines and wastewater treatment facilities. These new facilities were driven by an environmental concern – groundwater pollution from septic systems. But the capital required to respond to this driver was not as large as initially believed, once indoor water use efficiency was included in the plan. Similarly, Australia recently cancelled plans for a desalination plant to serve Sydney after alternative approaches, including groundwater, improved conservation and efficiency, and new recycled water efforts, were found to be cheaper and less controversial to develop.

89. Investments in conservation and efficiency could limit the growth in new demand so effectively that few new centralized supply investments would be required. While investment would be required for conservation and efficiency programs and technologies, these are likely to be far less costly than large

infrastructure projects (Gleick et al. 2002, Gleick et al. 2005). A study by the Pacific Institute compares a high-efficiency scenario developed for California to the year 2030, along with the “Current Trends” scenario from the official state water plan (Figure 5). The difference between the two represents nearly 10 billion cubic kilometers per year in supply investment that can be avoided (Gleick et al. 2005).

**Figure 4. California Statewide Trend in Total Water Demand**

Between 1960 and 2000, with Projections to 2030 in the Current Trends and High Efficiency Scenarios (Gleick et al. 2005)



90. Another classic example of avoiding a multi-billion dollar infrastructure investment is the experience of New York City in developing innovative policies for satisfying a new federal requirement for water filtration. In order to meet the new standard, the City of New York would have had to spend an estimated US\$ 6 billion for a state-of-the-art filtration system. Instead, they petitioned the U.S. government for permission to work with local residents in the upstate watershed to reduce contamination from local septic and sewer systems, to protect land from inappropriate uses that contributed to water contamination, and to locally manage storm water runoff. By implementing a wide range of watershed management tools, the City was able to meet its water quality obligations for about a third of the cost of the centralized infrastructure.

91. Infrastructure Canada notes the key role that demand management can play in reducing the need for new infrastructure through reducing water consumption and peak demand for water and wastewater, reducing unaccounted for water in the system, and increasing water recycling. They also note the key role that adequate water pricing can play in reducing demand, improving efficiency, and increasing conservation. A critical piece of demand management is effective public outreach that communicates the value of water and the importance of conservation. Often, in water rich countries like Canada and parts of the United States the perception is that water is abundant and can be used without fear of scarcity. This has led to some of the most wasteful water consumption rates in the world.

### Scale of Water Systems

92. Water systems have typically been governed at municipal, regional, and subnational levels. Water systems are often local or regional in scope, conducting abstraction, treatment, and delivery within relatively small areas, compared to the distance that other utilities (such as telecom or energy) may travel.

While water regulations are typically made at the national level, governance over water supplies and systems is usually done at the municipal level. Water and wastewater services have historically been a function of the municipal government, with some financial assistance from national governments.

93. An economy of scale exists when enlarging a facility or program will lower the cost per unit of the product or service being delivered.<sup>11</sup> Economies of scale often exist in water systems. Dams and reservoirs, for example, are typically sized based on this concern; a smaller dam and reservoir might cost less, in total, but would have higher costs per unit of water storage. Similarly, the additional cost of sewer pipes to bring sewage from large areas to a single wastewater treatment plant rather than to two smaller plants has often been justified by the lower unit cost of treating sewage at a larger plant.

94. Diseconomies of scale are also possible. That is why some water systems are horizontally fragmented. For example, sewer systems in flat terrain are often smaller in area than in sloping terrain because it is more difficult to move water over large distances when terrain is flat. Discharge to natural watercourses at many rather than a few locations makes more sense, and administrative boundaries tend to conform to the boundaries of the underground pipe system. Also, small management units may have administrative cost advantages over larger units, especially when systems are simple, neighbors are relatively far away, or they have different management priorities and objectives.

#### *Regionalization of water systems*

95. Numerous regions are beginning to take advantage of economies of scale through the regionalization of water systems. While water services are typically managed at the municipal level, watersheds are typically larger than municipal boundaries. Different municipalities also have different capacities to manage water systems. (McFarlane 2003) Regionalized water systems can take advantage of managing water systems across many municipalities to reduce costs, share expertise, improve performance, enhance the security of water supply in uncertain climate conditions, and address and manage water systems at a more appropriate watershed scale.

96. The river basin or watershed approach has been used in many regions including in parts of the U.S. and Canada, and is now supported by the European Union. The regions using and promoting this approach have found that management at the river basin level is ideal for water resource planning, demand management, infrastructure development, financing and other functions. The river basin approach considers all of the water falling into one river basin or watershed and manages the needs of all residents in the watershed. This will require supra-municipal levels of coordination and government, and will help manage all water inputs, extraction, loss, and in-stream uses in the entire river basin system.

97. Environmental drivers that increase the costs of the system, including climate change, water pollution, and environmental regulations (supranational and national) will potentially make it more attractive to manage systems at larger scales. Environmental concerns are creating greater awareness of

---

<sup>11</sup> The services delivered by water systems are numerous and can be defined in a variety of ways. For example, flood control services are often defined based on protection against flooding from a specified duration (e.g., 1 hour) and frequency (e.g., once every ten years, on average) of precipitation event. Flood protection in practice uses several or more duration-frequency objectives. Another example is water supply, which can be of potable or less than potable quality. Or one could enumerate the services provided by the water (e.g., human consumption, waste removal, irrigation) rather than the service of delivering water of a specified quality. Focusing on the ultimate services for which water is desired is essential when considering options for managing water demand (see Wolff and Gleick, 2002). Simpler “aggregate” categories (e.g., delivery of potable water) are sufficient, however, for the purposes of this paper. This function represents the cost of delivering services without specifying the inputs (e.g., labor, capital, water, energy, knowledge) required to deliver them. There may be and often are numerous combinations of inputs that would deliver a specified level of services at a specified cost. For example, programs to promote water use efficiency often substitute knowledge for physical water while maintaining the same level of end-use services to customers.

and planning for the interconnectedness of water systems at the watershed scale. Previously, water-system boundaries were defined politically and little attention was paid to watershed boundaries. Consequently, this driver will help to focus attention on the possible economic benefits of management at the watershed scale; benefits that, if real, will help to overcome parochialism common in local government.

98. Ensuring water security is also a key benefit of regionalized water systems. As water becomes polluted, or climate change impacts water security in certain regions, management of water and wastewater systems may need to be undertaken at a larger scale allowing water systems to develop partnerships with other systems as added security. The scale of systems may need to expand as the regional scope of water resource abstraction increases, as more regions seek to obtain water from greater distances. By banding together several municipal water systems, or urban with rural systems, each water system can benefit from having several water supply sources at their disposal in the event of failure of any particular source. With climate change impacting the nature of water supply in many regions, increasing the number and type of water sources will enhance water security.

99. Decentralization of governance in some countries (e.g., Brazil, Russia, India, China, Indonesia, and parts of Eastern Europe) may help to reduce costs by shedding the diseconomies of scale embedded in large bureaucracies. Such bureaucracies have large transaction costs; that is, their actions require the involvement of so many parties at so many levels that relatively small opportunities for improvement cannot be captured without significant spending for meetings, memorandum, and so forth.

100. The development of international standards may create economies of scale as well. Vendors of equipment, in particular, can reduce their costs if sizes (e.g., metric versus English), public health codes or tests, and enforcement approaches are standardized.

101. Financial concerns have and will continue to drive discussions about water-system consolidation, especially smaller ones, into regional entities or via private companies that can provide economies in purchasing or administration even when the systems are physically separate (Beecher 1996). There is evidence that both of these approaches can reduce costs significantly. For example, Wolff and Hallstein (2005) report that consolidation of wastewater operations in three small communities in Minnesota resulted in a 30-50 percent reduction in bulk chemical purchasing, back-office functions like utilities billing, and so forth. On the other hand, Wolff and Hallstein (2005), also report that a regional consolidation in Kentucky failed to achieve expected cost reductions. Financial pressure will drive the search for economies of scale; but they are not always possible.

102. In "Regional Water Works: Sharing Urban Water Services," Susan McFarlane (2003) of Canada West Foundation documents the usefulness of regional water management and key principles for moving it forward. Case studies on two successful regional approaches in Vancouver and Edmonton are documented.

103. The paper identifies that regional water services can improve water availability, quality and affordability in rural areas, enhance management, planning, and protection of watersheds, and increase cost effectiveness of urban water services by expanding the coverage area. There are financial benefits that can be gained if regionalization of water services leads to increased revenue, reduced costs, and improved efficiency. Municipalities that are adjacent to one another are connected because water usage or disposal of wastewater by one municipality affects the water security of another municipality. By consolidating services, municipalities can share water wealth and protect existing water supplies. Smaller municipalities often find it difficult to meet more stringent government standards. Banding together to form a larger entity or joining with a larger municipality may help smaller towns gain the resources and expertise needed to implement new standards.

104. Also documented are a series of challenges and pitfalls in the regionalization of water services. These include problems if a municipality is not able to pay the costs of extending the water service to its town. Smaller municipalities are often suspicious of their larger city neighbors, and may be concerned that water system sharing may lead to further erosion of autonomy in other arenas. If there is a fear that water is scarce, this may lead to more contentious rather than collaborative relationships between neighboring municipalities.

105. The paper offers a series of key recommendations in moving toward a regional approach to water systems:

106. “1) large cities should be open to exploring the development of shared water services; 2) ensuring the safety of drinking water should be viewed as a shared responsibility; 3) water service sharing agreements should fully account for their environmental effects; 4) water service sharing agreements should account for the full-cost of water services including the long-term replacement of infrastructure and maintenance of watersheds; 5) water conservation mechanisms should be built into water service sharing agreements; 6) formal structures for managing regional systems should be created; 7) provincial governments should become more involved in facilitating regional water systems; and 8) water management and land use planning should occur at both an integrated level and at the larger regional level.” (McFarlane 2003, p.1)

#### ***On-site, point-of-use, and closed-loop systems***

107. At the same time, advances in technology are reducing the diseconomy of scale associated with small systems. Membrane bioreactors may make high-quality treatment available at low cost at much smaller scale than was previously available. And micro-filtration, reverse osmosis, electro dialysis, and advanced technologies make it possible to treat small, intermittent water flows that are not easily treated with biological processes like activated sludge or membrane bioreactors. On-site wastewater recovery (so-called ‘closed-loop systems’) are much more economical now, and may become even more attractive in the future, so long as energy costs are manageable.

108. New technologies that reduce costs and improve efficiency in the water and wastewater sector are important drivers that will have significant impact on provision of infrastructure. Worldwide, the provision of water and disposal of human waste has followed a particular technological trajectory, involving massive centralized projects that abstract, treat, deliver water, depend on water to transport and dispose of human waste, and require significant energy inputs. The dominant technologies were developed in relatively rich societies where capital was available to undertake large centralized projects.

109. The transfer of these systems in the developing world through multi-lateral aid and government support has faced numerous challenges, including lack of capital, population growth, and inability to fund or conduct ongoing maintenance. At the same time, developed country governments need significant investments to maintain and repair ageing infrastructure, as well as meet increasingly stringent standards. In addressing these challenges, a host of technologies have emerged or become more predominant over time.

110. On-site and closed-loop systems are a small but growing share of the water and wastewater sector. On-site systems are varied in form and function. They can be low-energy and low-cost systems for water collection, storage, disinfection, and waste treatment. On-site systems can also be expensive and energy intensive, such as conventional mini-water plants (using, for example, reverse osmosis or ultraviolet technologies) and wastewater treatment plants (e.g. membrane bio-reactors).

*Drinking Water*

111. Water provision on-site can be as simple as rainwater harvesting (mandatory in many parts of India and growing in Australia), where untreated rainwater is used for washing and gardening and treated rainwater (through UV or filtration) is used for drinking. Many urban residents in developing countries depend on groundwater to supplement limited supplies of piped water. In some places, individual homes and apartment complexes often maintain their own well or borewell, pumping it to an overhead tank for use throughout the day for washing and other non-consumptive uses. This water is also used for drinking when other drinking water is not provided to or purchased by the household.

112. A small number of “point-of-use” systems for drinking water have recently been developed to test the idea of solving problems with access to safe water for individual users, rather than municipalities, regions, or villages. This approach relies on private market forces to distribute water purification options to end-users directly, eliminating community, municipal, or centralized private water development requirements. For example, the Centers for Disease Control and other private and public groups developed the Safe Water System of chlorine disinfection solution, which has been launched in numerous African countries and India. The PuR system developed by Procter and Gamble Company provides a sachet to safely disinfect drinking water at the point of use. There are advantages and disadvantages to the use of these options to meet the needs of individual water users, which will not be discussed here. But the commercial availability of such options suggests that some consider this an appropriate business model for meeting water needs.

113. In some regions, for example in Mexico and India, drinking water is critical to provide on-site to attract potential residents in water scarce areas without adequate piped supply. Developers and builders in these areas in India are integrating mini-reverse osmosis (RO) facilities on-site. Developers in peri-urban areas either contract this service out to third parties, who then maintain the RO or wastewater treatment plant, or sell this service as part of the housing package, to be managed by the homeowners association through dues.

*Wastewater and waste*

114. The use of on-site systems to treat waste in peri-urban areas in developing countries is growing. Two low-cost on-site and closed-loop methods for sanitation are popular and supported by overseas development aid.

115. One is ecosanitation, a method promoted by the Swedish Government, which is based on closing the nutrient loop in sanitation and moving away from conventional water borne sanitation. The traditional sanitation path was developed in countries rich with water resources, and is not often a good fit in countries facing water scarcity. In addition, a core tenet of ecosanitation is that human excreta contains valuable nutrients that can be used to provide food security when treated and handled properly.

116. Ecosanitation involves separation of urine and fecal matter, applying sterile urine directly onto plants, and composting the fecal matter (mostly drying) until it is safe for land application. Ecosanitation approaches have been implemented in India, China, Sweden, and parts of Eastern Europe. Ecosanitation facilities are growing rapidly in China and India and both countries host ecosanitation offices. These are often used along with a set of toilet blocks, in areas with high groundwater levels, and in areas where there is no sewerage (peri-urban and rural).

117. The Dewats system, or decentralized wastewater treatment, is promoted by Germany’s overseas development agency, BORDA. Dewats is sometimes referred to as “wet” ecosanitation. Dewats provides a series of modules to achieve tertiary treated water through sedimentation, baffled reactors, anaerobic

filters, and polishing ponds. The relatively low-cost, low-energy systems use the natural grade to move water. The Dewats system is growing in its application in peri-urban areas, and small and medium-sized enterprises, particularly in areas that traditionally use water in latrines. Dewats is popular in India and Southeast Asia.

118. Numerous private companies have emerged to provide small-scale conventional treatment for water and wastewater. Emerging economies are increasingly requiring on-site treatment for wastewater instead of connection to overburdened centralized systems. New legislation in India requires all large generators of wastewater to treat all their waste on-site. This has led to an explosion of service providers developing water and wastewater treatment plants for offices, apartment complexes, and other users.

119. Speaking with developers and consultants in India, we found that many builders of flat complexes are integrating wastewater treatment and water treatment into their buildings because that is the only way to attract residents, particularly in water-scarce urban areas. While developing a mini-conventional wastewater treatment may seem expensive, we found that costs are often one-fifth the cost of water purchased from tanker trucks or other sources. Treated wastewater can be used for gardening, toilet-flushing and groundwater recharge.

120. The trend is for more peri-urban and rural areas in developing and emerging countries, and in Greenfield areas in developed countries, to opt out of conventional large-scale water and sewage treatment systems. Small-scale systems can require less energy, less maintenance (if they are modeled after Ecosan or Dewats), and be far less costly than extending pipes and the centralized system far afield. Small-scale systems often require more space, and may not be appropriate for dense, built-out urban areas.

121. The growth of on-site systems particularly in emerging economies and in the Greenfield areas of developed countries changes the landscape of business models in the water sector. New business models are emerging including flat developers who are now in the business of water and wastewater provision—they are required to do so to develop a saleable property. New consulting firms and full service firms are emerging locally and internationally to provide on-site water and wastewater services not only for industrial use, but also for residential and commercial uses. These firms tend to operate on a DBOT or a DBO basis. This is reducing the pressure on centralized water-system expansion needs, but is complicating traditional regulatory mechanisms because drinking water or water for other purposes (e.g., toilet flushing or landscape irrigation) is provided by a variety of different sources, and waste is treated and disposed of in numerous places.

#### *Stormwater Management*

122. Technologies for addressing runoff water-quality problems (called “non-point source” pollution in the U.S. and “diffuse” pollution in Europe) are experiencing rapid innovation and development. This is because runoff problems cannot be completely solved by street sweeping and other best management practices, and are very expensive to solve by end-of pipe treatment. Storm runoff is highly variable in quantity and quality and, unlike sanitary sewerage, is often not piped together to one or a few points. There are numerous places where polluted urban or farm runoff enters streams, rivers, or other water bodies.

123. Consequently, decentralized solutions for preventing diffuse pollution or treating it near the source are being pursued and are increasingly recognized as feasible and desirable. These solutions often involve so-called “low impact development” techniques (e.g., see <http://www.lowimpactdevelopment.org/>) that maximize rainfall retention near its source, increase percolation to groundwater aquifers, or filter runoff through vegetation prior to entering concrete channels or other large, conveyance structures. They also involve the use of constructed natural systems such as small “bioswales,” “biocells,” or wetlands and

marshes specifically designed and operated to protect ambient water bodies from diffuse pollution in runoff (Box 4).

**Box 4. A Constructed Wetland for Treating Urban Runoff**

A 55-acre freshwater marsh in Alameda County, California was designed to remove pollution from urban runoff before it reaches San Francisco Bay. Water from a 46 square-mile area drains into the marsh. A Gross Pollutant Trap (GPT) collects large pieces of trash behind a series of weirs before they reach the main body of the marsh. Water then flows into one of two ponds. The first is a five-acre, six-foot-deep lagoon with a central island. Incoming water mixes with marsh water containing bacteria and other microorganisms that remove pollutants. The large surface area of this system provides wind exposure, which contributes to increased mixing and more effective chemical and biological processes. The second pond is a four-acre section of shallow water averaging three feet in depth and covered in aquatic plants.

The plants take up nutrients through their roots. Bacteria in the pond sediments break down biological matter and mediate the removal of nitrogen to the atmosphere. Sediments are trapped in the plant roots along with attached nutrients and other pollutants such as agrochemicals. Water from both ponds then flows through a channel before being released to a natural marsh that borders the Bay. The large surface area of this channel allows sun, soil, bacteria, and plants to provide a final removal of pollutants before discharge. Fish and plant tissue, sediments in the marsh, and water exiting the marsh have been tested for a wide range of chemical constituents. These tests showed that suspended solids, nutrients, and urban toxic materials were removed by the marsh. The marsh itself remains a healthy and viable ecosystem, despite the fact that urban runoff has been flowing through the system since the early 1980s.

*Source: Alameda Countywide Clean Water Program 1998*

124. These techniques are directly applicable to business models that operate combined sanitary and storm sewer systems. Reducing the quantity of rainwater that must be managed by the system can significantly reduce costs for peak hydraulic loading. Cleaner rainwater can significantly reduce costs for treatment or regulatory compliance. These techniques are also indirectly applicable to all business models in the sense that growing public pressure to solve diffuse pollution problems creates opportunities for new actors in the water sector (e.g., housing or commercial developers).

### **Public Involvement and Equity**

125. Public involvement, if welcomed and managed appropriately, will facilitate much larger investments in the water sector. The large multi-national water companies seem to have recognized this in recent years, and increasingly try to communicate with citizen groups as well as governments when they are developing new business. Since customers must repay investments in many cases, it is essential that they trust both the service provider's ability to deliver services and the provider's ability and willingness to transparently and credibly account for the spending necessary to provide those services. This issue applies as much to public as to private providers.

126. Improving public involvement and transparency in water decisions are key drivers in the water sector, as experience has identified the key role public involvement and transparency play in the success and sustainability of water sector projects. In decades of working on the global water and wastewater problem, development professionals have learned that social, economic, and political factors are just as important as technological factors and must be considered at the beginning of any potential project.

Officials at multi-lateral lending agencies have also found that lack of transparency in decisions has played a key role in the failure of many urban infrastructure projects.<sup>12</sup>

127. Business models can be more or less transparent in their decision-making processes or their access to data and resources. When decisions in the water sector are not adequately disclosed or publicly vetted, controversy can develop around the resulting projects. When the public does not have access to documents, information, or decisions being made about the water resources upon which they depend, they may perceive that these decisions are not in their best interests, that government or the private sector is hiding potential problems or flaws in a project, or that these decisions are the result of corruption or bribery. In fact, both theoretical and empirical evidence point to the fact that transparency and external accountability in the workings of government can reduce bribery and corruption (Kaufmann 2002).

128. In the case of private-sector involvement in water and wastewater services that were formerly provided by the public sector, the importance of maintaining public access and transparency is even more critical and a closed process can lead to outcomes that are not in the best interests of the public. A lack of transparency in the selection and design of a Public-Private Partnerships scheme can lead to subversion of the competitive bidding process, corruption or collusion, subjective awarding of contracts, or favorable treatment of the selected private sector partner. (Kaufmann 2002)

129. A lack of transparency can transform broad support to outright opposition from other political parties or the public at large and can precipitate project failure. For example, the Buenos Aires water concession of Aguas Argentinas, a subsidiary of the French companies Vivendi and Suez, is often held up as an example of successful Public-Private Partnerships, with significant improvements including greater coverage, better service, more efficient operations, and lower prices for consumers. At the low point of the economic crisis of the late 1980s, 59 percent of Buenos Aires' residents favored private sector participation, and just 16 percent opposed it. Four years after the concession was put in place, those numbers had essentially reversed. According to a case study on the Buenos Aires Water Concession by the World Bank: "...public confidence in the process has eroded. The Buenos Aires concession shows how important transparent, rule-based decision making is to maintaining public trust in regulated infrastructure" (Alcazar et al. 2000).

130. Transparency and public involvement in decisions about rate increases are also important drivers in the water sector. As the events in Cochabamba, Bolivia, highlighted, rapid and large increases in water rates can cause strong social and political reactions. Public protests and political demonstrations over price increases have also taken place in Tucuman, Argentina; Puerto Rico; Johannesburg, South Africa; and elsewhere. In Argentina and Bolivia, rate concerns along with other factors led to public-private partnership efforts being cancelled. Across Southeastern Asia, disputes over water tariffs are raging. In Malaysia, rate increases just prior to divestiture led to protests.

131. Rate increases, whether under public or private provision, may need to happen to cover system operating and maintenance costs. These rate increases need to be clearly tied to communication and public involvement efforts. There is abundant evidence that people – even those with low incomes – are willing to pay for water and sanitation when the services are reliable and the cost of delivering services is reasonably transparent and understandable to customers. This suggests that dissemination of detailed information about the improvement in services, and the capital investments needed to create those improvements, is essential to public acceptance of increases in overall water prices.

---

<sup>12</sup> Much of this comes from the discussion on the World Bank Rapid Response Website ([www.rru.worldbank.org](http://www.rru.worldbank.org)) moderated by Clive Harris on "Canceled infrastructure projects: causes and consequences."

### *Equity and Water*

132. Because water is fundamental for life, ensuring equity is a key goal and a driver in the water sector. Addressing the key link between water and poverty is being recognized as a key responsibility for water sector actors (see Box 5). Lack of access to water is a factor in ongoing poverty for numerous reasons. The economic costs of poor health and disease due to lack of water are borne by the individual as well as the State. The United Nations includes access to water services as a key component in their Human Poverty Index (UNDP 2004). The Millennium Development Goals (MDGs) adopted by the United Nations in September of 2000, which among other explicit targets by the year 2015, called for the world community to halve the proportion of people who are unable to reach or afford safe drinking water, and to halve the proportion of people without adequate sanitation. The MDGs are key drivers in developing services in underserved areas globally.

133. While most OECD countries have nearly universal coverage, the affordability of water is a critical component for the health of populations. Even in wealthy OECD countries, rapid increases in rates have affected public health among the poorer sections of society. When water was privatized in England in 1989, price increases led to customer dissatisfaction with costs, consumer defaults, and non-payment. In 1994, for example, two million customers defaulted on water payments. These defaults, in turn, led to thousands of disconnections for non-payment of bills. A 1996 study by The Save the Children Fund showed that 70 percent of low-income customers were taking health-endangering measures to reduce consumption, such as flushing less frequently, sharing baths, and washing clothes less often. It concluded that vulnerable groups could not make any further reduction in household water consumption without eliminating essential uses of water. Another study by the British Medical Association correlated the rise in dysentery rates with water disconnections. These studies served to consolidate the negative public image of water companies and led to changes in disconnection rules.

134. The question of how to provide water to the poor is of critical importance, and affects the pricing structure of utilities, their plan to achieve full-cost pricing, and their ability to provide the key public health benefits that water and wastewater services entail. Affordability is an important dimension of the policy discussion that is different than willingness-to-pay. While cost recovery via rate increases may be essential for the sustainable operation of a water utility, it can force the poor to pay more than they can afford for water. An economic willingness to pay does not imply that the payment is affordable or socially desirable. Gutierrez et al. (2003) pointed out that the urban poor in Accra pay as much as 5 times more than other users per liter to fetch water from distant sources. Paying 5 times more demonstrates that willingness to pay is high, but it also demonstrates that water is essential and the purchaser has no choice.

135. Pressures for full-cost pricing will make it increasingly difficult to ensure that an affordable basic amount of water is provided to the poor, and that the poor do not pay excessive costs for water. This may require that an external public actor, such as a health agency, provide subsidies to the poor to ensure that the health benefits of water and wastewater provision are protecting the poorer sections of society. There are numerous successful strategies to ensure water is provided for the poor, including rising block tariffs, where prices increase over a certain minimum block of water; free basic amount of water; and, subsidies provided to poor consumers. These strategies are either written into contracts with private utilities or guaranteed outside of contractual obligations by the State.

136. A good example of a strategy to ensure water services for the poor without altering the price of water is the approach taken in Santiago, Chile. In the early 1990s, Chilean officials introduced a “water stamps” scheme that covers part of the cost of water purchases for the poorest residents. Until the late 1980s, Chile had used a cross-subsidy program to address the needs of the poor, but the water utility was not recovering the costs of providing water service, and could not extend service to peri-urban populations. In 1988, Chile reformed its water sector, designing tariffs that recovered the costs of providing service to

each zone. When Santiago privatized its water system, tariffs went up by 90 percent in four years. In order to meet a WHO goal that households not spend more than five percent of income on water, a “water stamps” scheme was introduced. By the end of 1998, 450,000 customers representing 95 percent of the target population were using water stamps. About 77 percent of the subsidy went to the poorest section of the population while about 23 percent “leaked” to moderate and higher-income customers (EMOS 1995, Gomez-Lobo 2003).

137. Governments are ultimately responsible to ensure that the poor are provided with water and wastewater services. While this responsibility is likely to remain at the national level, new international efforts to develop accepted guidelines, including the ISO standards setting process on water and wastewater services, may provide new tools for helping to ensure that the poor are provided with a basic amount of affordable water.

**Box 5. The Human Right to Water**

The human right to water remains a vital issue that has begun to play a role in national and institutional choices about meeting basic human needs. A growing number of organizations are arguing that the human right to water means that fundamental changes are needed in the way water is priced, financed, and managed.

There is a clear legal human right to water. Far less clear, however are the rights and responsibilities that such a right implies and how it is to be implemented in the context of different business models for water supply and sanitation. Gleick (1999) explores the historical precedents, legal background, and rationale for the human right to water in existing international laws, covenants, conventions, and state practice. In 2002, the UN issued General Comment No. 15, a far more definitive assessment of human rights law in this context.

While there are serious unresolved concerns about definitions, and especially, implementation of such a right, the simple existence of a right to water, from a legal, historical, ethical, and moral point of view is increasingly established and many governments are now trying to resolve uncertainties about implementation.<sup>13</sup>

As noted elsewhere in this paper, water is both a public good and an economic good, and the serious debate about water Public-Private Partnerships and the role of the private sector has spilled over into every water discussion in the past decade, including the debate over the human right to water. General Comment No.15 quite explicitly notes that some forms of private participation in water service delivery may be appropriate but it also offers some limits and bounds to the role of private entities in providing this public good and service.

General Comment No. 15 tackles the question of water pricing by noting that water must be affordable and does not have to be provided for free, even for the most basic quantities for human survival. It also leaves open the possibility of governments providing free water, if they choose such an approach and it also addresses the need for increased cost-recovery through user charges and a sustainable economic structure to permit operation and maintenance of water service systems over time. Along with these principles for financing, General Comment No.15 also pays special attention to concerns about equity and socially disadvantaged groups and the need to ensure that their water needs are met affordably. It also notes specific obligations for transparency and information exchange as a key element of any water management and financing approach.

**Competition**

138. As policymakers in the water sector seek to capture the benefits of competition to improve efficiency and service in the sector, new approaches and opportunities are emerging. The benefits in terms of reduced cost and improved service that have followed the introduction of more competition and deregulation in the telecommunications sector have been looked to as models. It is far more difficult to introduce competition in the water sector because of the high costs of infrastructure (it is a natural monopoly), and the key public health nature of the service since introduction of poor water quality water

<sup>13</sup> Eibe Riedel and Peter Rothen (eds.): The Human Right to Water, Berliner Wissenschaftsverlag 2006.

into an existing system is a health concern. Options that are being considered to introduce a measure of competition to the water sector include third party access, water transfers and benchmark competition.

### **Third party access**

139. “Third party access” or “common carriage” in the water sector is the use of the water or wastewater system network by a third party to supply water and wastewater services. Water and wastewater transportation networks are highly capital intensive, with capital costs representing 60 percent of the cost to provide water and wastewater services to a property. These networks are uneconomic to duplicate (Tasman 1997). Common carriage has governed the telecommunications industry since the 1900s.

140. Similar to what happened in the telecommunications industry, allowing access to capital-intensive network assets by third parties could increase competition either at the supply end or the demand end of the network. In England and Wales, common carriage has been viewed as an opportunity to encourage competition in upstream markets, including abstraction and treatment. In Australia, common carriage is thought to improve competition in the downstream markets and retail supply.

141. The implementation of common carriage is furthest along in England and Wales. The Competition Act of 1998 opened up the scope for common carriage. The Act, brought into effect in March 2000, requires incumbent companies to develop a code identifying the terms on which they would provide access to their system infrastructure. The Act requires the incumbent company to respond directly to new entrants or competitors requesting access to its infrastructure. If the incumbent company does not provide adequate justification for rejecting an application for common carriage or only offers access on unreasonable terms, they are subject to investigation and potentially financial penalties. This was meant to facilitate new entrants and more competition between established players in the English water market (Ofwat 1999).

142. The UK Water Act of 2003 further extended opportunities for competition. From August 2005, new market entrants could enter into common carriage or bulk water purchase agreements with water companies to supply non-households consuming more than 50 megaliters of water a year. New and established water providers are able to use other providers' pipe networks or treatment works, and customers using over 50 megaliters annually can purchase water from their existing provider or from a water supply licensee. The Water Act of 2003 also extends competition in the laying of water mains, sewers, and service pipes (Ofwat 2004). Australia is considering the use of common carriage to increase competition in their system.

143. Common carriage could have major implications for improving competition in the abstraction, treatment, and delivery of water and wastewater services. Currently it is still in a trial period in the U.K, with consideration of moving common carriage competition to household users as well in the next three years.

144. In other parts of the world, common carriage seems to be happening on a limited case-by-case basis. For example, Poseidon Resources, Inc. is attempting to build desalination plants for Carlsbad and Huntington Beach in California. They will be contracting with municipal governments to provide water to be used directly in the municipal water supply system. Desalination is a clear case of a new abstractor/treatment facility requiring entry into the water system through common carriage. Because the source water for desalination plants is not regulated there is an unlimited amount of water that can be produced and distributed through new desalination plants, so long as revenues cover costs. This could require some sort of California-wide common carriage rule, or some standards for undertaking it on a local level.

145. Common carriage or third party access, although probably 10-20 years out in many countries, has the potential to have a significant impact on the water sector. Common carriage can introduce new public and private sector competition in abstraction and treatment of water as well as in the retailing. This may mean new business models that include desalination facilities entering water directly into the water network, private players that introduce efficiency gains as a new source of water, private players that cater to green markets on the retail side by paying for efficiency, and green system improvements (i.e., similar to Working Assets Telecommunications in the U.S.).

146. Another way to conceptualize third party access, although not traditional, is to consider “extending” the water system through licensing arrangements with small and informal water vendors. This allows two regulated systems to exist side by side, providing service in different ways in different neighborhoods. This is happening in urban and peri-urban areas in developing countries.

### ***Water Transfers***

A water transfer is defined as “a change in the point of diversion, type of use, or place of use of water” (Gomez and Steding 1998). Water transfers have both environmental and socio-economic implications, including changes in water quality and employment. While they are not a new phenomenon, water transfers are becoming increasingly common due to scarcity concerns and the need to reallocate water among users. For example, the Imperial Irrigation District and two Southern California water utilities recently entered into a water transfer agreement by which water (but not water rights) from agricultural users is transferred to urban users in Southern California due to land-fallowing and on-farm water efficiency measures. In addition, the Chinese government is building a north-south water transfer scheme by which water from the Yangtze River will be transferred to the North China Plain, where land is better suited for agriculture than in the South.

Water transfers will have implications for the water sector business models, including the emergence and expansion of new players. While water transfers can occur on an informal basis, more formal systems that involve water brokers are gaining popularity. Water brokers, who can be either private or public, facilitate transfers among buyers and sellers. In Australia, for example, anyone can act as a water broker, and “water brokers are not subject to any legal obligations other than the general body of law applying to commercial transactions” (Queensland Government 2006). While public institutions can serve as water brokers, private water brokers are more likely. Water brokering is a specialized line of work, and it is unlikely that a single public entity will generate sufficient trades to staff and fund a water transfer program.

It is important to recognize, however, that water transfers are only possible between actors who are capable of changing the point of physical delivery from the seller to the buyer. Either a piped conveyance system, or a tanker or water bag system across oceans, must both exist and have costs of operation that are small relative to the value of the transaction. These conditions are often not met for water. Water is very bulky per unit of value and therefore more difficult and expensive to move than electricity, oil, natural gas, or telecommunications signals.

### ***Benchmark Competition***

147. Advocates of increased private involvement in the water sector often claim that competition will reduce costs and improve performance in general. However, non-market as well as market competition is contributing to the trend (Wolff and Palaniappan 2004). Performance measurement and accountability tools are emerging around the world, in both public and private business models within the water sector.

148. For example, performance scorecards published periodically (e.g., annually) can be used along with or instead of performance bonuses. This practice has been used successfully in Australia, the United Kingdom, and other parts of the world. Australian water utilities are municipal corporations governed by a technical board appointed by the state within which they operate. They are responsible for paying dividends to the State Treasury and for providing the services and service quality desired by their customers. Standardized performance measurements are required by the state government, which are used by customers and senior managers to evaluate the performance of each utility. Reportedly, doing well in these appraisals has become a significant driver for utility boards and senior managers (based on discussions by author Wolff with utility and Australian Water Association staff in Brisbane, Sydney, and Melbourne in July and August 2005). Benchmarking in the water sector is discussed in further detail as an important enabling policy.

### **Climate Change**

149. Environmental issues, including climate change and pollution, may have the greatest impact on infrastructure needs and the costs of water and waste services. Ashley and Cashman (2006) indicate that these factors may increase costs by as much as 33 percent. Climate change will undoubtedly have considerable impacts on water resources, although the extent of the impact and the precise locations where major impacts will be felt is unknown. Climate change will increase the vulnerability of water resources to disruptions. With increasing climate variability, severe drought and flooding events are likely to increase. Sea level rise will threaten coastal aquifers that are already facing over extraction and salinization. Projected increases in evaporation may reduce the efficiency and the attractiveness of future surface-water storage projects. Per-capita water use may increase as climate warms. Agriculture may also need to shift locations as climate zones shift, increase cropping intensity, and change cropping patterns to lower water usage products. Investments will be needed to protect the security of existing water supplies, and diversify sources of supply to protect against climate uncertainty. Demand side management, increasing the efficiency of water use, and varying water quality will provide low-cost methods of reducing water demand and thus provide new “sources” of water.

150. The OECD paper on “Domestic Policy Frameworks for Adaptation to Climate Change in the Water Sector” (Levina and Adams 2006) provides an analysis of the ability of four OECD countries, UK, Finland, USA, and Canada, to adapt to climate change impacts on water resources. The potential climate impacts on water resources include variations in snowmelt and water supply, increase in floods, flashfloods and drought, insufficient water, and saltwater intrusion (Table 7).

151. In Finland, the authors document climate change general circulation models which predict decreases in snowpack and frequent thawing and an increase in floods as well as summer droughts. In the UK, drought is predicted to have a major impact on water security, with decreasing runoff in the southeast and growing populations leading to greater water scarcity. Winter flooding is also anticipated to be an expensive problem. In the United States, the states of California, Colorado, and New York were profiled. California and Colorado both depend on winter snowmelt to provide water supply during the dry summer months. With earlier snowmelts, reduced snowpack, and growing populations, these states will face significant water challenges as temperatures increase. The low lying state of New York will face concerns related to the effects of sea level rise and increased storm frequency on protecting the integrity of water infrastructure. While Canada is a very water rich country, climate change will also impact different regions of Canada with climate variability, decreased runoff in the summer, increased runoff in the winter, and lower water levels in major fresh water bodies.

**Table 7. Climate change impacts related to water in four countries**

Climate Impact
----------------

Country	Country/State Province Basin	Snowmelt water supply	Flash floods	Floods	Drought	Insufficient water	Saltwater intrusion
USA	California	X	X	X	X	X	X
	Colorado	X	X		X	X	
	New York			X	X		X
Canada	British Columbia	X		X	X		
	Ontario	X		X	X		
USA/Canada	Great Lakes Basin				X		
United Kingdom	England and Wales			X	X	X	X
	Scotland			X			
	Northern Ireland			X			
Finland	All		X	X			

Source: Levina and Adams 2006

152. The impact of climate change on water resources will undoubtedly be significant. As climate change affects where and when water falls, those who previously had licenses to extract water may be affected by water scarcity. This may cause water rights regimes to be reapportioned or recreated to address changes in water availability. The environmental driver of climate change will make it more challenging to operate and maintain built assets, and may require increasing levels of investment to keep up with changes in water security. Environmental regulations may require the development of new infrastructure or partnerships to create compliance with stricter standards.

153. Controlling the extent and speed of climate change may reduce the cost of adapting water-supply and flood-control systems to altered precipitation patterns. Any such avoided costs in the water sector are an offset to the cost of controlling climate change through investments in energy efficiency or low-carbon energy production technologies. Environmental drivers that increase the costs of the system, including climate change, will potentially move the level of governance to higher levels. As water becomes polluted, or climate change impacts water security in certain regions, governance of water and wastewater systems may need to be undertaken at a larger scale allowing water systems to develop partnerships with other systems as added security. The scale of governance may need to change as the regional scope of water resource abstraction increases, as more regions seek to obtain water from greater distances.

154. With large potential increases in costs from climate change, water pollution, and more stringent regulations, environmental drivers will make it more difficult for utilities to recover all costs from user fees. This will mean that tax revenues or government support might continue to be needed to finance major projects that address climate change impacts. Although accurate full-cost pricing should account for the external costs of climate change that will affect the water system's sustainability.

## INFLUENCE OF DRIVERS ON BUSINESS MODELS

155. The six key drivers and opportunities explored in this paper will interact and shape the water sector in the decades to come. How will business models respond to these drivers, and which business models will be most robust in overcoming the challenges while taking advantage of the opportunities presented here?

156. Financing is an ongoing challenge in the water sector. Most countries are facing increased infrastructure maintenance and repair needs. Climate change, security concerns, new and more stringent water-quality standards... will have a significant impact on water resources and the provision of services, potentially greatly increasing projected financial needs in the water sector. The public sector, however, is reducing government expenditures, creating an increasing gap between capital availability and capital needs. The private sector also fails to invest the level of capital that is needed to fill this gap, a problem that is exacerbated by a recent shift from concessions to operation and maintenance contracts in some places, effectively reducing the amount of capital that the private sector is supplying.

157. How can business models achieve the financing necessary to meet current and future infrastructure needs? There are four opportunities outlined in the above section that can help business models meet infrastructure needs.

158. The first is changes of scale. Business models are emerging that are taking advantage of differences in scale to increase cost-effectiveness of water services, increase revenues, and also introduce new models to achieve capital needs. Regionalization of water services has improved efficiency, cost-effectiveness and watershed management in key areas in Canada and the United States. Expanding the scope of service can improve a water systems ability to finance needed investments. Decentralized, on-site systems are changing who is responsible for and paying for water infrastructure. Engineering firms are building water systems using private capital, and maintaining ongoing service contracts to finance this capital. And home and land owners are investing their own capital (or servicing the debt on needed capital) in order to build on-site systems for single-family or multi-family complexes.

159. The second opportunity to meet infrastructure needs is through demand management. Demand management changes the nature of needs for infrastructure. Increasing water productivity and efficiency, and improving conservation can reduce the need for new and expensive water supply or wastewater treatment projects. As new water supply projects become more expensive to source water from further and further distances, the cheapest new source of water has often been water gained through conservation, efficiency, and improved management. Demand management can reduce the amount of financing and new infrastructure needed in water systems. Funding would instead be used for ongoing efficiency and conservation measures.

160. Competition is a key opportunity to reduce ongoing financing needs and improve the capacity of utilities to access financing. Competition that increases efficiency and improves water system management will reduce costs, thus requiring less ongoing revenues to support water system operation. Competition that improves the efficiency and effectiveness of water utilities can also have a huge impact in improving the utility's credit worthiness, thus allowing it to access private capital and public bonds. By being able to demonstrate that all measures for efficiency and cost-effectiveness are being employed, a utility can make a strong case for its ability to manage capital.

161. The final and ultimately most important opportunity to achieve financing needs is public involvement. In the end, the public, whether as ratepayers, taxpayers, or stockholders, will finance whatever debt is incurred to build new infrastructure. Ultimately, water utilities will be subject to the court of public opinion to determine whether they have convinced ratepayers, taxpayers, and stockholders of the need for new infrastructure investments and the utility's ability to manage those infrastructure improvements effectively. Public communication about the water system, the state of water system assets, and the need for repairing and upgrading of water infrastructure is critical for the success of any efforts by any utility, public or private, to meet its investment needs. Public involvement will facilitate much larger investments in the water sector. Since customers must repay investments in many cases, it is essential that they trust both the service provider's ability to deliver services and the provider's ability and willingness to transparently and credibly account for the spending necessary to provide those services.

162. Ultimately, business models need to meet the existing financing challenges and the new challenges posed by climate change. Existing business models must seek opportunities for demand management, improved efficiency through competition, and increased public involvement in order to sustain in the challenging decades ahead. Business models may also take advantage of scale changes, whether larger or smaller scales, to introduce new sources of capital and financing.

163. We can already see examples of public models seeking more efficiency, and a greater attention to public involvement by the private sector. The international private sector has given way to the local private sector, which is more connected to local populations. The private sector is also shifting in ways to manage financial risk, some of which are related to the drivers identified, and others of which are not. The changes in business models that are being observed and that we expect to continue are described below.

### **Changes to Existing Business Models**

164. Described below are key trends in each business model that we expect to continue over the next five to ten years. We anticipate that in the future, local private actors will become more predominant, and that concessions will continue to be attractive in some stable economies, but in others O&M contracts will be preferred.

#### ***Public Models***

##### *Greater Efficiency*

165. In the late 1990s and early 21<sup>st</sup> century, a growing trend toward Public-Private Partnerships in the United States led some public utilities to re-evaluate their efficiency and services in order to stave off Public-Private Partnerships pressures. These efforts were sometimes termed "re-engineering" and involved evaluating the complete water-management system in an effort to identify potential efficiency improvements in operations that would permit a reduction in labor, energy, and other costs. Business process "re-engineering" has been defined as the fundamental rethinking and redesign of existing processes to improve performance in areas of cost, quality, service, and efficiency.

166. The East Bay Municipal Utility District (EBMUD) – a public water agency that serves over a million customers in northern California – recently implemented a "reengineering" program to help improve maintenance practices. EBMUD brought in auditors to review business practices around purchasing and handling materials, managing and scheduling maintenance, and setting priorities for system repair and preventative maintenance. They then implemented a series of actions that they estimated would lead to savings of nearly US\$ 7 million per year, with an initial outlay of only US\$ 1.2 million (U.S. NAS 2002).

167. A similar program was implemented by the Phoenix Water Services Department (PWSD) in Arizona. The city was especially concerned about the possibility of private sector participation and worked to identify possible advantages of the private sector over public operations and then studied how to improve their performance in those areas. PWSD's efforts focused on labor relations and performance, dispute resolution, and customer service. Improvements were also evaluated in the area of maintenance strategy and job training. After reviewing possible improvements, PWSD implemented a series of changes that saved more than US\$ 10 million in the first three years and permitted them to meet their goals while reducing the need for new staff. According to PWSD director Michael Gritzuk, "Privatization doesn't even begin to address the scope of what a reengineering project can address" (AWWA 1999).

### ***Private and Mixed Private/Public Models***

#### *Scope*

168. Public-Private Partnerships failures, driven in part by financial and political factors, have shifted the types of contracts sought by private investors. In both developed and developing countries, companies are focusing on limited projects with a narrower scope, i.e., an individual component of a water system, rather than large, multi-scope projects (VanDe Hei 2006).

169. In addition, concession contracts are becoming less popular, while operation and management contracts seem to be increasingly attractive. In the United States, for example, VanDe Hei (2006) notes that concession contracts have been replaced by operation and management contracts in small communities. Izaguirre and Hunt (2005) note a similar trend in developing countries, where the number and size of new concession and lease contracts has declined since 2000, while the number of management contracts has increased. Both VanDe Hei (2006) and Izaguirre and Hunt (2005) attribute this trend to Public-Private Partnerships failures and the resulting risk averse behavior displayed by companies. Concessions involve a high degree of capital risk, and companies are pursuing ways to minimize this risk: "renegotiations and cancellation of water contracts have raised questions about the viability of private participation in water, particularly in concessions with significant investment commitments" (Izaguirre and Hunt 2005).

170. Table 8 highlights a fundamental shift in investment patterns among private companies worldwide. Private contract awards in wastewater exceeded that in water in the late 1980s. In the 1990s, however, private contracts in water were over two times greater than contracts in wastewater. Contract awards in the water sector have fallen, and between 2000 and 2004 were 20 percent less than during the previous five-year period. But, since the early 1990s, wastewater contracts have been steadily growing. This transition from investment in water to wastewater is particularly true in China, where investments in wastewater have exceeded that of drinking water in two of the last three years (Pinsent Masons 2005).

**Table 8. Worldwide Contract Awards in the Water and Wastewater Sectors**

	<b>1985-1989</b>	<b>1990-1994</b>	<b>1995-1999</b>	<b>2000-2004</b>
<b>Water</b>	48.6	33.14	136.05	109.69
<b>Wastewater</b>	56.53	13.57	57.94	72.05

Source: Pinsent Masons 2005

171. Environmental and technological factors are driving growth in wastewater investments. Growth in wastewater investments is due to growing concern about water pollution and its associated environmental and human health consequences and more stringent wastewater discharge standards. In addition, there is a greater need for sanitation services, as a smaller percentage of the world's population

has access to adequate sanitation than has access to a clean water supply. Additionally, technological improvements that allow more economical wastewater reuse are driving investments in this sector.

172. Political factors are likely driving greater *private* involvement in wastewater investments. Water investments have drawn a substantial amount of opposition due to concerns about corporate control of water resources. This opposition has slowed and in some cases halted Public-Private Partnerships projects. Wastewater, however, is less visible and fundamental compared to water supply. As a result, it has drawn less public opposition and allowed private companies to steadily expand their role.

#### *Greater transparency and stakeholder involvement*

Public opposition to water divestiture contracts and a series of problems linked to private sector participation, notably Cochabamba, Atlanta, and Buenos Aires, are driving the private sector to seek greater transparency. Corporate transparency, however, has largely focused on reporting, rather than involving stakeholders in the decision-making process. Thames Water, for example, recently released an extensive corporate responsibility report, which provided information on 25 key performance measures, including water pollution incidents, percentage of operational wastes recycled, and length of rivers suffering from low flow due to abstraction. The report also describes the importance of building stakeholders relationships: “We recognize that importance of stakeholder engagement and are working hard to raise awareness, skills, and capacity at all levels within the company to help improve our stakeholder relationships” (Thames Water Utilities Ltd. 2005). However, they acknowledge that they do not presently have a formal system of engaging stakeholders.

#### *Business Trends*

The role of multinational and local companies has changed significantly since the mid 1980s. Table 9 shows the distribution of contract awards by recipient globally. Between 1985 and 1989, local companies in developed countries were granted over 90 percent of contract awards. Buoyed by successes in their home countries, some of these local companies, most notably Suez, VE, and RWE, sought contracts in the international market, marking their transition to multinational corporations. Between 1995 and 1999, multinational corporations were awarded nearly 70 percent of contract awards. Since 2000, however, there has been a shift away from multinational corporations toward local companies in developed and developing nations. In 2005 alone, 13 new companies, mostly local and regional players, entered the water market (Pinsent Masons 2005).

**Table 9. Worldwide Contract Awards by Recipient in the Water and Wastewater Sector**

<b>Water and Wastewater</b>	<b>1985-1989</b>	<b>1990-1994</b>	<b>1995-1999</b>	<b>2000-2004</b>
<b>Local - Developed</b>	94.89	1.66	8.64	29.26
<b>Local - Developing</b>	0.6	5.18	43.4	45
<b>Expatriate Chinese</b>	0	0	8.99	7.98
<b>Multinational</b>	9.64	40.17	132.42	99.7
<b>Total</b>	105.13	46.71	193.99	181.74

Source: Pinsent Masons 2005

173. Political and financial factors as well as changes in governance are largely driving the trend toward more local and regional players. Strong public opposition to water divestiture schemes by multinational companies, especially in Latin America, resulted in a number of project failures. Foreign exchange risk, i.e., companies pay for the infrastructure in hard currency but are repaid in soft currency,

has also created problems for multinational corporations. In addition, local capacity building may also be improving. In the Pinsent Masons Report (2005), Owens cautions that this trend may have negative implications: “This is not necessarily a good thing as while local or expatriate funding obviates exchange rate risk, it plays a limited role in mobilizing new sources of funding needed to attain the Millennium Development Goals as expatriate funding has only been identified being used in China to date.”

174. Table 9 also indicates that an increasing number of contracts have been awarded to expatriate Chinese companies. Proliferation of Chinese players working regionally is due, in part, to access to funds from local and regional sources, including Hong Kong, which help stabilize currency and thus reduce financial risk. In addition, a recently enacted Chinese law prohibits foreign companies from earning a fixed rate of return on investments (Pinsent Masons 2005). Chinese companies, however, can earn a fixed rate, and municipalities can change regulations to suit their needs. These conditions favor local players and some multinational corporations have either exited the Chinese market entirely, e.g., RWE, or have opted to work with Chinese companies and municipalities under joint ventures. The needs in the water and wastewater sector in China remain high and local and regional players have only partly filled the void left by multinational corporations who have exited the market.

175. In recent years, the international water market has contracted in some regions, but is growing in others. Suez, for example, has relinquished control of a number of projects, mostly in developing countries, and is focusing on expansion in Europe, North America, and China; in Europe, their three priority markets are the Czech Republic, Hungary, and Slovakia (Pinsent Masons 2005). Veolia is focusing on China, which is projected to become its largest international market. And RWE AG has decided to shift their focus from the global water market to the European power market (Pinsent Masons 2005).

### **Robustness of Business Models**

176. In the face of a dynamically changing water sector, we also want to evaluate what underlying characteristics successful business models will share in the future. A few of these characteristics include the ability to incorporate multiple scales into water management, the ability to develop strategic partnerships in an ever widening circle of water sector actors, the ability to leverage innovative sources of financing while still maintaining a level of public funding, the ability to incorporate adaptive management and performance based incentives to improve performance, and the ability to communicate with and involve the public in decisions about the water system. Successful water system business models will also manage system assets effectively, staff their businesses effectively, and ensure proper assessment of the problem before proposing a solution.

177. Many of these determinants of success are detailed in the report *Beyond Privatization: Restructuring Water Systems to Improve Performance* by Gary Wolff and Eric Hallstein (2005). The analysis uncovered several problems in organizations, these included: insufficient funds, inefficient staffing, poor asset management, limited transparency and public participation, and ineffective performance measurement and reward. For these ailments, the authors propose a variety of solutions that they define as the six determinants of success. These six characteristics of high performance organizations would be present in either public or private models and are: effective staffing, consistently sufficient funding, detailed asset management systems, performance measurements and rewards aligned to organizational objectives, decision processes that are transparent and open to the public, and using an effective planning process that identifies and assesses problems before arriving at solutions. These and other determinants of success are detailed further in the discussion below.

178. As we saw in the discussion on scales of water systems, water utilities are seeking economies of scale through regionalization and river basin approaches while at the same time new water actors are emerging that are taking advantage of technology improvements to implement small-scale on-site systems.

Successful business models will have to leverage both opportunities by integrating economies of scale through regionalization, while allowing small-scale systems to provide services in areas that are not cost effective for centralized system expansion. It may also be the case that regionalized or river basin approaches may work in some cases, particularly where water systems are well developed, while on-site systems will predominate in areas that lack water systems or are unattractive for centralized water systems.

179. With the increasing number of actors being introduced into the water sector, successful water utilities will need to manage a network of relationships with vendors, competitors, and regulators in order to provide water services. This is already happening in the most privatized water system in England. The introduction of third party access will presumably introduce new actors into the system that are providing water services which the “host” water utility will need to work with in order to provide access to the water network. English water utilities will need to not only manage these relationships, but also relationships with several regulatory agencies, OFWAT, the economic and service regulator, the environmental regulator, and the drinking water inspectorate.

180. Because of the importance of water as a social and public health good, public financing in the water sector will still make up a portion of the needed funding in most OECD and developing countries. Effective water utilities will combine dwindling public financing with new financing mechanisms, while mitigating the social and equity impacts of full cost pricing for water. Moving toward full cost pricing will be desirable as a goal. Successful water utilities will incorporate new financing mechanisms that access private capital by accessing private savings invested in local financial institutions and capital markets. These utilities will also seek to get paid for the positive externalities generated by water services, including being paid for the public health benefits and the property development benefits of providing water services. These could be paid through funds from the public health agency or developers that benefit from water access at their development.

181. Water sector actors that can continuously improve performance, reduce costs, and improve efficiency will be the most successful over the long term. Outward measures of performance are sure to be incorporated in many regions to compare water utility performance. More and more public utilities are facing competition from newly emerging private actors. Successful business models will be prepared for competition in the market and for the market by integrating performance based incentives and adaptive management into their operations.

182. Those business models and water utilities that can communicate with the public that they serve are the most likely to be successful. Water utilities that can involve users of the water system in decisions about service, water rates, water quality, infrastructure investments, and other key business decisions will be very successful in generating needed investments, achieving full cost pricing, and building trust in the water system and its operators. In many OECD countries people take the massive underground system of pipes and hidden water and waste treatment facilities for granted. People simply expect clean water to flow from the tap. Pro-active water utilities that can demonstrate the importance of the water system and the infrastructure and maintenance needs of the water system, and triangulate this with the needs of water system users will be the most successful in generating needed investments, while protecting health and providing the desired level of water service.

183. Water system assets need to be managed effectively in order for business models to survive. As described earlier, the water sector is highly capital intensive, much more so than other sectors. This means that a significant amount of money is tied up in underground and overground infrastructure. These assets and this investment need to be protected and maintained on an ongoing basis. A successful business model would undertake a one-time system wide asset condition assessment; this would be followed by ongoing inspection of assets. Long term costs for lack of asset management would need to be factored into decisions on annual maintenance expenditures.

184. Efficient and effective staffing is also needed for business models to be successful. Staffs need to be trained and have access to professional development that exposes them to new ideas and technologies in the field. In some cases regionalization may allow different agencies to share staff positions that could not have been funded by one municipality, and yet are critical for planning and management. Ensuring that technical and management skills that are not available on staff are contracted through outside firms is also important.

185. Planning processes undertaken at successful water utilities will start at defining the problem instead of jumping to predetermined solutions. For ideological or political reasons, sometimes a particular solution is prescribed for a water utility, without even appropriately diagnosing the problem. Effective and sustainable water sector business models will undertake strategic planning efforts that define the problem, identify causes, and evaluate options, before selecting and implementing solutions. In an adaptive management approach, these solutions will also be continuously evaluated for their effectiveness at addressing the root causes and solving the identified problems.

## POLICY IMPLICATIONS

186. How can national and state governments facilitate the success of water, wastewater, and storm water managers in the next few decades? As existing and new water sector providers respond to infrastructure needs and growing populations, the implications for government policy are significant. Governments can play an important role in creating the conditions necessary for water and waste system providers to make needed investments, achieve social and health goals, and protect against threats to water security, while at the same time providing strong regulatory oversight.

### Balancing Multiple Objectives

187. Governments are balancing multiple objectives in the water sector, including environment, public health, affordability, reliability, and allocative efficiency. Gleick et al. (2002) in “The New Economy of Water” identifies a core set of principles that are critical to ensure that the restructuring of water and wastewater services, particularly the move to private sector partnerships adequately balances the multiple objectives listed above. These principles include: meeting basic human needs for water, subsidizing water rates when necessary for reasons of poverty, ensuring that governments retain control over the water resource itself, and ensuring that negotiations over Public-Private Partnerships contracts should be open, transparent and include all affected stakeholders. These principles are summarized below from “The New Economy of Water.”

1. Continue to Manage Water as a Social Good
  - 1.1 Meet basic human needs for water: Contract agreements to provide water services in any region must ensure that unmet basic human water needs are met first, before more water is provided to existing customers.
  - 1.2 Meet basic ecosystem needs for water: Basic water-supply protections for natural ecosystems must be put in place in every region of the world.
  - 1.3 The basic water requirement for users should be provided at subsidized rates when necessary for reasons of poverty.
2. Use Sound Economics in Water Management
  - 2.1 Water and water services should be provided at fair and reasonable rates: Provision of water and water services should not be free. Rates should be designed to encourage efficient and effective use of water.
  - 2.2 Whenever possible, link proposed rate increases with agreed-upon improvements in service: Experience has shown that water users are often willing to pay for improvements in service when such improvements are designed with their participation and when improvements are actually delivered.

- 2.3 Subsidies, if necessary, should be economically and socially sound: For example, subsidies to low-income users that do not reduce the price of water are more appropriate than those that do because lower water prices encourage inefficient water use.
- 2.4 Private companies should be required to demonstrate that new water-supply projects are less expensive than projects to improve water conservation and water-use efficiency before they are permitted to invest and raise water rates to repay the investment. Public-Private Partnerships agreements should not permit new supply projects unless such projects can be proven to be less costly than improving the efficiency of existing water distribution and use. Rate structures should permit companies to earn a return on efficiency and conservation investments, or to be financially rewarded in some other manner.

### 3. Maintain Strong Government Regulation and Oversight

- 3.1 Governments should retain or establish public ownership or control of ambient waters: Permanent and unequivocal public ownership of ambient water sources gives the public the strongest single point of leverage in ensuring that an acceptable balance between social and economic concerns is achieved.
- 3.2 Public agencies and water-service providers should monitor water quality: Governments should define and enforce water-quality laws. Fortunately, this is the case in most of the countries addressed in this study, with the exception of bottled and vended water.
- 3.3 Contracts that lay out the responsibilities of each partner are a prerequisite for the success of any Public-Private Partnerships. Contracts must protect the public interest; and, good contracts will include explicit performance criteria and standards, with oversight by government regulatory agencies and non-governmental organizations.
- 3.4 Clear dispute-resolution procedures should be developed: It is necessary to develop practical procedures that build upon local institutions and practices, are free of corruption, and difficult to circumvent.
- 3.5 Independent technical assistance and contract review should be standard: Weaker governments are most vulnerable to the risk of being forced into accepting weak contracts. Many of the problems associated with Public-Private Partnerships have resulted from inadequate contract review or ambiguous contract language. In principle, many of these problems can be avoided by requiring advance independent technical and contract review.
- 3.6 Negotiations over Public-Private Partnerships contracts should be open, transparent, and include all affected stakeholders: Numerous political and financial problems for water customers and private companies have resulted from arrangements that were perceived as corrupt or not in the best interests of the public. Stakeholder participation is widely recognized as the best way of avoiding these problems.

188. The Principles for the New Economy of Water create an overarching framework, within which further government actions can be identified that do not violate the principles, but that will enable a diversity of actors to succeed in fulfilling water and wastewater needs.

## Creating an Enabling Policy Framework

189. With the changing dynamics of the water and wastewater sector, sustainability in the water sector will require supporting and regulating a range of options within an enabling policy framework. We have identified an initial list of policy responses to provide for a robust response to the multiple drivers in the water sector. These policy responses will take advantage of technological opportunities to reduce costs, while assisting utilities in managing water and wastewater services in the face of environmental, security, and financing challenges. The goal in the policy arena will need to be to create a pro-competitive framework while supporting a range of business models and scales to address water and wastewater needs. This will involve creating opportunities and removing obstacles to new entrants into the water sector, creating opportunities for multiple financing mechanisms, strengthening the regulatory system, focusing on transparency and public education, providing incentives for competition, and funding more research and development in the sector.

### *1. Creating opportunities for innovative business models and strategies to succeed*

190. Governments and water utilities face a range of uncertainties and vulnerabilities in the water sector, including climate change, water availability, and financing challenges. In the face of uncertainty, it is important to cultivate diverse actors that can introduce an array of approaches that allow adaptation and innovation to respond to changing needs. Supporting a range of approaches is the best antidote to address uncertainties, challenges, and risks.

191. The regulatory system in OECD countries is typically hardwired to regulate piped water supply and water borne sewage treatment in centralized systems using a series of accepted technologies. This technological determinism toward conventional methods of water and waste treatment limits opportunities for new entrants into the sector and for innovative methods of achieving societal and water quality goals. .

192. New actors attempting to provide on-site treatment of waste and provision of water may be limited because regulations require new and existing properties to connect to underground systems of water supply and waste disposal. There may also be no method to disconnect from the existing system or be served by a non-conventional entity. Eco-sanitation proponents note that regulations often presuppose water-based transport for human excreta, ultimately excluding eco-sanitation from the range of available options.

193. Standards for water and waste treatment need to be performance based rather than technology based. Technology-neutral standards afford providers in the water sector with greater flexibility and capability to innovate to meet needs. Standards should state quantitative and qualitative system objectives to achieve public health goals, rather than specify the type of technology that should be employed. (Winbald and Simson-Hebert 2004). In addition to providing a greater scope for on-site water and waste service providers, performance based standards will also provide incentives for providers to seek out more efficient and cheaper ways of achieving set performance standards.

194. For example, New York City in the U.S. led a highly successful effort to manage watershed lands in order to protect ecosystems and water quality rather than build large new water-treatment infrastructure. In response to growing concerns over drinking water quality, the United States Environmental Protection Agency issued regulations in 1989 that required filtration of all surface water unless municipalities could employ other methods that would produce comparable water quality.<sup>14</sup> In lieu of constructing a filtration plant that would have cost city residents US\$ 6 to 8 billion, New York elected to design and implement an innovative environmental protection strategy to protect water quality in the entire watershed. This

---

<sup>14</sup> The 1989 Surface Water Treatment Rule (SWTR).

approach saved the city US\$ 4 to 6 billion and brought many of the watershed's stakeholders into a collaborative process that both respected watershed landowners' economic well-being and protected the city's water quality. This approach has also spread widely since it was 'discovered.' For example, most water suppliers in the U.S. have subsequently been required to develop plans for protection of their source watersheds based on the NY experience.

195. There are a range of policy approaches that can promote the entry of non-traditional service providers to operate on-site systems or for new entrants to come into the market. In India, for example, a series of rules implemented in the last few years require most new large generators of water to provide on-site wastewater systems. Ofwat, the economic regulator in England and Wales, has created a framework to facilitate effective competition in the water and sewerage industry through a series of legislative acts. Inset appointments allow the existing supplier of water to be replaced by another service provider in a specific site. All service providers need to be licensed as a water or sewerage supplier by Ofwat. Inset appointments allow new service providers to use their own resources or contract with the incumbent supplier to use their system assets. (This last point is not clear; please clarify)

196. Third party access legislation, which quickly followed with the Competition Act of 1998 in England, promotes competition in the water sector, more so than in any other part of the world. There are many critics of the full divestiture/competition route taken in England, and whether it has been successful at improving efficiency. While similar legislation may not be appropriate elsewhere, it provides an example of how incumbent operators can be regulated to allow for new entrants into the water sector.

## ***2. Creating and supporting a range of financing mechanisms***

197. Governments are ultimately responsible for the provision of water and waste services. The best mechanism to ensure that this happens is to continue to promote and support a range of financing approaches. While in the past, governments were more involved in financing in the water sector, providing national backing for municipal bonds and national grants or loans for water-system services, the current drive for private investment at the expense of public responsibility needs to be reconsidered.

198. Governments and water utilities will not succeed, in our opinion, at increasing the availability of capital in the water sector until lending organizations and governments focus on making funds available to the full variety of business models, not just those involving private actors. For example, Mexico's CNA (Comision Nacional de Agua) has restricted its loans to water utilities that are engaged in projects with a private partner. Although this has stimulated private involvement in the water sector, it has also created a public backlash that may eventually (or soon) undermine the very companies this policy has lured into the Mexican marketplace.

199. It is possible that reinsurance along the lines proposed in the Camdessus report released at the 3<sup>rd</sup> World Water Forum in Kyoto may eventually help reduce currency risk for investors in the water sector, and thereby promote more investment. But little has happened in that regard since the Forum, in part because the reinsurance scheme was designed to promote private participation in the water sector rather than investment across international boundaries in general.

200. Because of the national character of many of the water sector challenges, national governments will need to take a more active role in ensuring the success of municipal and regional water providers.. Many of the new financing challenges facing municipal and regional water utilities, such as climate change and security concerns, are national and supra national in character. Some climate change impacts, for example, may only be mitigated through transnational treaties, in which only national governments have the capacity to engage. Additionally, protecting national security has also traditionally been a responsibility

of national governments. As a result, national governments must develop cost-sharing policies with water utilities to address national challenges such as climate change and security.

201. Standard setting organizations, including national and transnational governments that implement new regulations in the water sector, must identify and support associated financing options for water utilities. Similar to what was done in the United States with the Clean Water Revolving Loan Fund, governments should consider specifically associating each new regulatory requirement with a sufficient number and type of financing mechanisms to ensure that the full range of business models has access to capital needed to satisfy the requirements.

202. In the United States, tax exempt status for earnings from municipal bonds has helped finance water infrastructure. Reevaluating the role, particularly in OECD countries, that national governments can play in supporting a system where future users pay for needed water infrastructure, will be an important enabling policy. U.S. overseas aid work in financing in the water sector, has also introduced water sector improvement bonds in India and other areas, partially backed by U.S. AID. The partial backing has provided enough security that small Indian municipalities can go to local and international financial markets to procure loans.

203. It is also critical that financing be made available for non-traditional approaches to needs satisfaction in the water sector. NYC was able to finance their watershed protection program without any changes in current U.S. policy. Similarly, on-site systems can also be financed in conventional ways often enough that the market for these systems is growing. But the full impact of these new approaches may not be fundable with existing financial mechanisms because new ways of doing things involve risks that must be managed. Policy intervention to reduce risk or spread it via insurance mechanisms could be very helpful.

### ***3. Improving the ability of water quality regulators to monitor a range of systems and sources***

204. With the changing dynamics of the water sector, water sector regulators need to be prepared to monitor water quality from a variety of different sources. This includes regulating ground water extraction, regulating on-site systems, and ensuring adequate financing for monitoring and enforcement.

205. In the face of growing water scarcity and over-extraction of groundwater supplies, governments will need to establish monitoring and control over groundwater sources. The typical water rights attribution in groundwater in most countries is that groundwater is the property of the land owner. This has often led to problems of over-extraction and salinization of coastal groundwater. Governments will need to systematically identify and monitor existing wells and borewells, and establish ongoing systems to regulate abstraction and groundwater quality.

206. The growth of on-site systems and providers will introduce new regulatory challenges. Governments will need to create opportunities for these actors to predominate by removing regulatory obstacles, and creating new regulations allowing non-traditional arrangements for water and waste provision. In addition, governments will need to determine how to regulate these systems for drinking water quality and waste disposal to ensure that public health and the environment are protected. This may require the development of guidelines for on-site drinking water quality, quality guidelines for use of treated waste water for landscaping, gardening, or toilet flushing, and quality specifications for the disposal of waste or wastewater effluent.

207. Governments will also need to develop a system to monitor these multiple sources of drinking water and waste treatment. This includes identifying who will be responsible for this monitoring and enforcement, whether it is municipal governments, health departments, environmental agencies, or existing

water utilities. Regulators also need to identify where funding will come from to support these new and more complex regulatory functions, through on-site user fees or taxes. These multiple challenges need to be addressed in order to provide an environment where new business models can grow while being protective of public and environmental health.

#### 4. Providing incentives for competition

208. Private sector involvement in the water sector was promoted with the idea that private actors could introduce more competition into the market. Public economists have long known that water and wastewater systems are natural monopolies that cannot compete in the usual way. This is being opened up in key ways with third party access requirements in England, and this is being considered in Australia. This has been discussed earlier. We will focus on the important enabling policy of benchmarking to introduce competition into the water sector.

209. Competition for the market is not limited to private companies, but can be achieved through benchmarking efforts. Specifying an appropriate set of performance standards and indicators may require considerable effort and refinement. Indicators must be both observable and measurable. The challenge is to select a set of standards and indicators that is sufficiently detailed to be meaningful for management and oversight decisions and which is, at the same time, available and attainable at a reasonable cost. A few dozen robust measures of performance are usually superior to larger numbers of indicators or standards.

210. Documents that provide both in-depth discussion and comprehensive lists of performance measures in the abstract include Alegre et al. (2000) and Matos et al. (2003). Box 6 lists the American Water Works Association (AWWA) and Water Environment Federation (WEF) benchmarking performance indicators for water and wastewater utilities. Lafferty and Lauer (2005) provide data on numerous U.S. water utilities in comparison with the indicators in Crotty (2004). A World Bank initiative along these same lines, known as the Water and Sanitation International Benchmarking Network, is available at <http://www.ib-net.org>. Benchmarking is a growing field and the data available will likely increase significantly in the next few years, forcing business models to respond.

#### Box 6. An Example of Water Utility Performance Indicators

##### *Organizational development*

- Employee health and safety accident frequency and severity index
- Training hours per employee
- Customer accounts per employee
- Water delivered per employee
- Wastewater processed per employee

##### *Customer relations*

- Customer service complaints
- Technical water quality complaints
- Disruptions of water service
- Residential cost of water or sewer services
- Customer service cost per account
- Billing accuracy

##### *Business management*

- Debt ratio
- System renewal/replacement rate
- Return on assets

*Water operations*

- Drinking water compliance rate
- Distribution system water loss
- Water distribution system integrity
- Operations and maintenance cost ratios
- Planned maintenance ratio

*Wastewater operations*

- Sewer overflow rate
- Collection system integrity
- Wastewater treatment effectiveness rate
- Operations and maintenance cost ratios
- Planned maintenance ratios

Source: Crotty 2004

**5. Continuing to focus on public education, public involvement, and transparency**

211. Ensuring that users know about water-system needs is undoubtedly the best way to ensure public support for funding and potentially increased user fees. Ideally, consumers and residents should be involved in the water service and rate decisions that affect them. Consumers are in the best position to be able to weigh service improvements against rate increases to determine the best strategy that meets their needs and fits their budget. This demand-driven planning approach ensures sustainable outcomes.

212. There is broad consensus in the water sector that that openness and transparency are critical elements to success in Public-Private Partnerships. But, governments need to go further than requirements for transparency during Public-Private Partnerships. Broad based and on-going education and communication with the public is a critical function of the water utility. This is important because of the public health and societal goods dimensions of water. This is also critical in ensuring public support for new facilities, rate increases, or restructuring efforts. Water users should not be consulted when rate increases are needed, but throughout the process of arriving at solutions for water-system challenges. If the public feels ownership of the water system, they will be in a better position to proactively choose solutions rather than react to solutions that are chosen by others.

213. Broad participation by affected parties ensures that diverse values and varying viewpoints are articulated and incorporated into water-sector decision making. It also provides a sense of ownership and stewardship over the process and resulting decisions. Water is a resource that is essential for life and health and plays vital social, economic, and environmental roles. Water management is linked to issues of poverty alleviation, public health, social equity, and the sustainability of ecosystems. The best way to balance the multiple roles of water is to ensure that water-resource decisions involve multiple stakeholders and the public at large in needs assessment, planning, and implementation of any potential project. Governments must ensure that the public is aware of and educated on water-sector decisions, provide access to information, and include public input into all decisions and plans made about water resources.

214. Better decisions and better outcomes result from the free flow of information in the water sector. Ensuring open access to documents, information, and contracts instills public trust and inspires public

confidence. As mentioned earlier, transparency in contractual negotiations also ensures that decisions are sustained from one political regime to another, and prevents corruption and collusion in contract awards. Public access to information ensures that government and potential private-sector partners are accountable for agreed-upon outcomes.

215. Water-sector decisions should ensure public access and oversight, monitor the public interest, and ensure public participation and transparency. In the case of governments considering Public-Private Partnerships, this should include the following:

1. Ongoing public forums to educate the public and to obtain community input on water system issues.
2. Perform periodic third party assessments
3. Public advisory committee with broad community representation to advise governments proposing Public-Private Partnerships or restructuring.
4. Formal public review of contracts and licenses and responses to public comments in advance of signing agreements.
5. Public education prior to any transfer of public responsibilities to private companies.
6. Technical support to communities to assess restructuring impacts on equity, environment, and welfare.

216. Many private companies are realizing the importance of public involvement and transparency to help ensure stable business environments, and the long term sustainability of their operations. Increased transparency and public involvement may improve public trust in the private sector and increase the ability of the private sector to float private bonds. Increasing transparency and public communication will also allow public sector providers and governments to float bonds and successfully advocate for more public financing.

#### **6. *Funding more R&D in the sector***

217. Funding increased research and development in the water sector will be critical to capturing opportunities for efficiency and cost reduction that can help make water utilities more financially sustainable. As described earlier, the energy generation potential of wastewater processed through microbial fuel cells, and other technological opportunities, will need further development in order to be ready for wide scale commercialization. Subsidies to research are not always justified, and can be abused. But in general there is a strong case for fundamental research that both has the potential to dramatically change how business is done, and is so broad that individual investors could not possibly capture the full benefits of it, and therefore underinvest in it. Microbial fuel cells for energy production from wastewater are a good example, as are development of standardized methods for testing the performance of new technologies in water treatment, wastewater recycling, and so forth.

## CONCLUSION

218. Ultimately, the water sector must include a full range of financing approaches in order to meet its investment needs and successfully maintain and expand service. Achieving that full range will require the development of enabling policies. This paper has concluded with a limited policy discussion, because that is the next logical step in tackling the challenges of under-investment while leveraging the opportunities emerging in the sector in the form of new ideas and approaches.

219. Based on the analysis above, we believe that policies which enable every reasonable type of financing mechanism, rather than a few chosen by ‘experts,’ have the greatest likelihood of success. Each OECD and Big 5 country will need to design policies grounded in their own institutional history and that are likely to work as next steps in the evolution of institutions in each country.

220. We need to move beyond the single-solution approach. By providing an environment where new financial mechanisms, technologies, and solutions can emerge and become successful, within the boundaries of the principles described above, governments have a greater chance of success in meeting current and growing needs in the water sector. An exploration of enabling policies for water infrastructure funding innovations within appropriate social constraints will be provided in the next paper in this series.

## REFERENCES

- Alameda Countywide Stormwater Program. 1998. DUST Marsh Long-Term Evaluation, available from: <http://www.cleanwaterprogram.org/indexFlash.htm>
- Alcazar, L., M. Abdala and M. Shirley. 2000. The Buenos Aires Water Concession. The World Bank Policy Research Working Paper 2311, April. Washington, D.C.
- Alegre, H., W. Hirner, J.M. Baptista, and R. Parena. 2000. Performance Indicators for Water Supply Services. International Water Association. London, England.
- Andrieu, M. 2005. OECD Futures Project on Global Infrastructure Needs: Prospects and Implications for Public and Private Actors. Second Meeting of the Steering Group. The Long-Term Global Outlook for Investment in Infrastructures. Paris, France.
- AWWA. 1999. Water Quality and Treatment—Handbook of Community Water Supplies. 5<sup>th</sup> Edition. McGraw Hill Co. New York, N.Y.:
- Ashley, R. and A. Cashman. 2006. Assessing the Likely Impacts of Socio-economic, Technological, Environmental and Political Change on the Long-term Future Demand for Water Sector Infrastructure. OECD International Futures Project on Global Infrastructure Needs.
- Baumert, J. and L. Bloodgood. 2004. Private Sector Participation in the Water and Wastewater Services Industry. Office of Industries, U.S. International Trade Commission. Washington, D.C.
- Beecher, J.A. 1996. The Regionalization of Water Utilities: Perspectives, Issues, and Annotated Bibliography. The National Regulatory Research Institute. Columbus, Ohio.
- Blokland, M., O. Braadbaart, and K. Schwartz (editors). Private business, public owners: government shareholding in water enterprises. Ministry of Housing, Spatial Planning and the Environment. The Hague, Netherlands.
- Brown, L., and B. Halweil. 1998. China's Water Shortage. Worldwatch Press Release. Worldwatch Institute. Washington, D.C.
- Byrnes, P., Grosskopf, S., and K. Hayes. 1986. Efficiency and Ownership: Further Evidence. In the: The Review of Economics and Statistics 68 (2): 337-341.
- Camdessus, M. and panel. 2003. Financing Water for All. The report of the World Panel on Financing Water Infrastructure. The World Water Council Report. The Third World Water Forum. Kyoto, Japan.
- Center for Disease Control (CDC). 2006. "Safe Water System (SWS) Publications – PUR." [http://www.cdc.gov/safewater/publications\\_pages/pubs\\_pur.htm](http://www.cdc.gov/safewater/publications_pages/pubs_pur.htm).

- Crain, W. Mark, and A. Zardkoohi. 1978. A Test of the Property-Rights Theory of the Firm: Water Utilities in the United States. *Journal of Law and Economics* 21: 395-408. 1978.
- Crotty, P. 2004. Selection and Definition of Performance Indicators for Water and Wastewater Utilities. American Water Works Association and American Water Works Association Research Foundation. Denver, Colorado.
- Empresa Metropolitana de Obras Sanitarias S.A. 1995. Memoria 95, Santiago, Chile.
- Estache, A. and M. A. Rossi. 2002. How Different is the Efficiency of Public and Private Water Companies in Asia?. In the: *The World Bank Economic Review* 16 (1): 139-148.
- Feigenbaum, S., and R. Teeple. 1986. Public Versus Private Water Delivery: A Hedonic Cost Approach, *The Review of Statistics and Economics* 68 (2): 337-341.
- Fox, W., and R. Hofler. 1986. Using Homothetic Composed Error Frontiers to Measure Water Utility Efficiency. *Southern Economic Journal* 53 (2): 461-77.
- Gentry, B. 2000. Global Trends in Urban Water Supply and Waste Water Financing and Management: Changing Roles for the Public and Private Sectors. OECD. Paris, France.
- Gleick, P.H. 2003. "Global Freshwater Resources: Soft-Path Solutions for the 21<sup>st</sup> Century." *Science*. Vol. 302: 1524-1528.
- Gleick, P.H. 1999. 'The human right to water' *Water Policy*, Vol. 1(5): 487-503.
- Gleick, P.H., H. Cooley, D. Groves. 2005. California Water 2030: An Efficient Future. Pacific Institute for Studies in Development, Environment, and Security. Oakland, California.
- Gleick, P.H., D. Haasz, C. Henges-Jeck, V. Srinivasan, G. Wolff, K. Kao Cushing, and A. Mann. 2003. Waste Not, Want Not: The Potential for Urban Water Conservation in California. Pacific Institute for Studies in Development, Environment, and Security. Oakland, California.
- Gleick, P.H., G. Wolff, E.L. Chalecki, and R. Reyes. 2002. The New Economy of Water: The Risks and Benefits of Globalization and Privatization of Fresh Water. Pacific Institute for Studies in Development, Environment, and Security. Oakland, California.
- Gomez-Lobo, A. 2003. Making water affordable: Output-based consumption subsidies in Chile. In P.J. Brook and S.M. Smith (editors) Contracting for Public Services: Output-Based Aid and its Applications. The World Bank. Washington, D.C. Available at <http://rru.worldbank.org/Documents/07ch2.pdf>
- Gomez, S. and A. Steding. 1998. California Water Transfers: An Evaluation of the Economic Framework and a Spatial Analysis of the Potential Impacts. Pacific Institute for Studies in Development, Environment, and Security. Oakland, California.
- Gutierrez, E., B. Calaguas, J. Green, and V. Roaf. 2003. New Rules, New Roles: Does PSP Benefit the Poor? The Synthesis Report. WaterAid and Tearfund. London, England.
- Hodgson, S. 2004. Land and Water—the rights interface. FAO Legislative Study 84. Development Law Service, Food and Agriculture Organization in the United States Legal Office. Rome, Italy.

- Infrastructure Canada, Research and Analysis Division. 2004. Water Infrastructure: Research for Policy and Program Development.
- Intergovernmental Panel on Climate Change (IPCC). 2001. IPCC Third Assessment Report – Climate Change 2001. Cambridge University Press. Cambridge, England.
- Izaguirre, A.K. and C. Hunt. 2005. Private Water Projects: Investment Flows Up by 36 Percent in 2004. Public Policy for the Private Sector, Note Number 297. The World Bank Group. Washington, D.C.
- Jensen, O. and F. Blanc-Brude. 2006. The Handshake: Why Do Governments and Firms Sign Private Sector Participation Deals? Evidence from the Water and Wastewater Sector in Developing Countries. World Bank Policy Research Working Paper 3937, June 2006.
- Kaufmann, D. 2002. Transparency, Incentives and Prevention (TIP) for Corruption Control and Good Governance. Empirical Findings, Practical Lessons, and Strategies for Action based on International Experience. The World Bank. Washington, D.C.  
[http://www.worldbank.org/wbi/governance/pdf/quinghua\\_presentation.pdf](http://www.worldbank.org/wbi/governance/pdf/quinghua_presentation.pdf)
- Lafferty, K.A. and W.C. Lauer. 2005. Benchmarking Performance Indicators for Water and Wastewater Utilities: Survey Data and Analyses Report. American Water Works Association.
- Levina, E. and H. Adams. 2006. Domestic Policy Frameworks for Adaptation to Climate Change in the Water Sector. Part I: Annex I Countries. Organization for Economic Cooperation and Development (OECD). Paris, France.
- Matos, R., A. Cardoso, R. Ashley, P. Duarte, A. Molinari, and A. Schulz. 2003. Performance Indicators for Wastewater Services. International Water Association. London, England..
- Maxwell, S. 2005. How Big is the “Water Business”? Journal of the American Water Works Association. Volume 97 (Number 1). January 2005.
- McFarlane, S. 2003. Regional Water Works: Sharing Urban Water Services. Western Cities Project Report #28. Canada West Foundation. November 2003.
- National Research Council (NRC). 2002. Privatization of Water Services in the United States: An Assessment of Issues and Experiences. National Academy Press, Washington, D.C.
- Ofwat. 1999. MD 154: Development of Common Carriage. To Managing Directors of Water and Sewerage Companies and Water Only Companies. [www.ofwat.gov.uk/aptrix/ofwat/publish.nsf/Contest/md154developmentofcommoncarriage](http://www.ofwat.gov.uk/aptrix/ofwat/publish.nsf/Contest/md154developmentofcommoncarriage)
- Ofwat. 2004. SLR 1/03 Water Act 2003: Self Lay and Requisitioning.  
<http://www.ofwat.gov.uk/aptrix/ofwat/publish.nsf/Content/slr0103>
- Pinsent Masons. 2005. Pinsent Masons Water Yearbook 2005-2006. Pinsent Masons. London, England.
- Queensland Government. 2006. Water Trading: An Overview of Queensland Water Markets.  
[http://www.nrm.qld.gov.au/water/trading/pdf/wat\\_trad\\_overview.pdf](http://www.nrm.qld.gov.au/water/trading/pdf/wat_trad_overview.pdf)

- Raskin, P., Gleick, P., Kirshen, P., Pontius, G. and K. Strzepek. Water Futures: Assessment of Long-Range Patterns and Problems. in the: Comprehensive Assessment of the Freshwater Resources of the World. Stockholm Environmental Institute: Stockholm, Sweden.
- Saunders, P. and C. Harris 1990. Privatization and the consumer. *Sociology*, Vol. 24, pp. 57-75.
- Tasman Asia Pacific. 1997. Third Party Access in the Water Industry: An assessment of the extent to which water facilities meet the criteria for declaration of access. Prepared for the National Competition Council.
- Thames Water Utilities Ltd. 2005. Corporate Responsibility Report 2004. Thames Water Utilities Ltd.
- United Nations (UN). 2003. Water for People, Water for Life. World Water Development Report (WWDR). UNESCO, Paris, and Berghahn Books, United Kingdom.
- United Nations Development Programme (UNDP). 2004. Human Development Report. Data available at: <http://hdr.undp.org/statistics/data/>
- U.S. Congressional Budget Office (U.S. CBO). 2002. Future Investment in Drinking Water and Wastewater Infrastructure. Washington D.C. November 2002.
- United States Environmental Protection Agency (U.S. EPA). 2002. The Clean Water and Drinking Water Infrastructure Gap Analysis. Washington D.C. September 2002.
- U.S. EPA. 2000. Drinking Water State Revolving Funds Interim Final Rule. United States Office of Water EPA 816-F-00-026
- Environmental Protection Agency. Washington D.C.
- U.S. EPA. 1999. National characteristics of drinking water serving populations under 10,000. Environmental Protection Agency. Washington D.C.
- United States General Accounting Office (U.S. GAO). 2002. Water Infrastructure: Information on Financing, Capital Planning, and Privatization. August. U.S. GAO: Washington, D.C.
- United States National Academy of Sciences (U.S. NAS). 2002. "Privatization of Water Services in the United States: An Assessment of Issues and Experience." Water Science and Technology Board, National Academy Press, Washington D.C. <http://fermat.nap.edu/catalog/10135.html>.
- VanDe Hei, D. 2006. PPPs: Beware the Promises. *Underground Infrastructure Management*, January/February 2006: 50.
- Wilkinson, R. 2003. Integrated Water Resources Management: Landscape Planning in a Watershed Context. CalFed Urban Water Use Efficiency Pilot Project, Inland Empire Utilities Agency. Rocky Mountain Institute. Snowmass, Colorado.
- Winblad, U. and M. Simpson-Hebert (editors). 2004. Ecological Sanitation: Revised and Enlarged Edition. Stockholm Environmental Institute. Stockholm, Sweden.
- Wolff, G. 2004. Economies of Scale and Scope in River Basin Management. Pacific Institute for Studies in Development, Environment, and Security. Oakland, California.

- Wolff, G., R. Cohen, and B. Nelson. 2004. *Energy Down the Drain: The Hidden Costs of California's Water Supply*. Natural Resources Defense Council. New York, N.Y.
- Wolff, G. and P.H. Gleick. 2002. "The Soft Path for Water." In Gleick et al. *The World's Water: 2002-2003*. Island Press. Washington, D.C.
- Wolff, G. and E. Hallstein. 2005. *Beyond privatization: restructuring water systems to improve performance*. Pacific Institute for Studies in Development, Environment, and Security. Oakland, California.
- Wolff, G., and M. Palaniappan. 2004. *Public or Private Water Management? Cutting the Gordian Knot*. *Journal of Water Resources Planning and Management*. January/ February.
- World Bank. 2006. *Private Participation in Infrastructure (PPI) Database*. Washington, D.C.  
[www.ppi.worldbank.org](http://www.ppi.worldbank.org)
- WHO/UNICEF. 2005. *Water for life: making it happen. Joint Monitoring Programme for Water Supply and Sanitation*. ISBN 92 4 156293 5.