

Role of FDI in Russia's economic diversification

Helsinki, 21 May 2007

Libor Krkoska

EBRD



Outline

- EBRD experience in Russia
- Diversification challenges
- Lessons from recent developments in the automotive sector



EBRD in Russia in 2006

- Doubling of business activities to Euro 1.5 billion in 2006
- Portfolio size of Euro 4.8 billion at the end of 2006
- Significant increase in the share of equity (from 11% to 17%)
- 33% of Bank's activities in the corporate sector, 15% trade finance, 13% lending to SMEs, 22% FI projects
- 90% of Bank's activities in the regions
- Increase by 60% of medium-sized projects
- Leadership in rouble syndications



Transition challenges

- **Diversify the economy**
- **Promote competitive markets**
- **Raise corporate standards and practices**
- **Catalyze capital flows for investment**



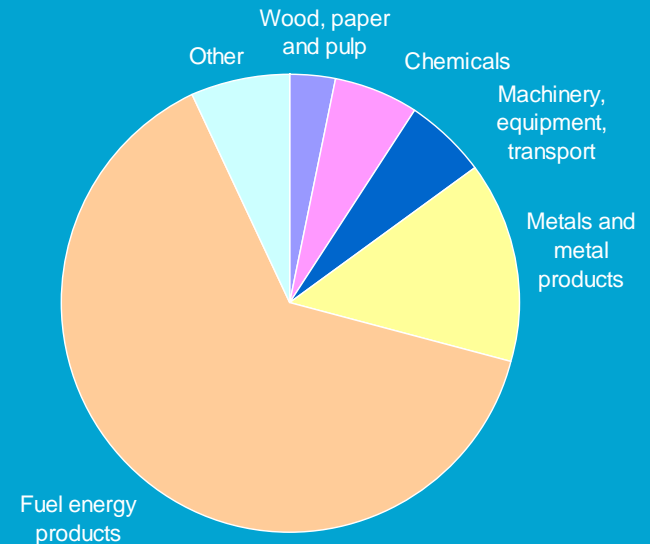
Diversifying the economy: sectors and regions

- Lower barriers to new business
 - bureaucracy, logistics, business services, infrastructure
- Policy reforms
 - market entry/exit, relationship between local and central authorities, regional business environment...
- World market integration

=>EBRD

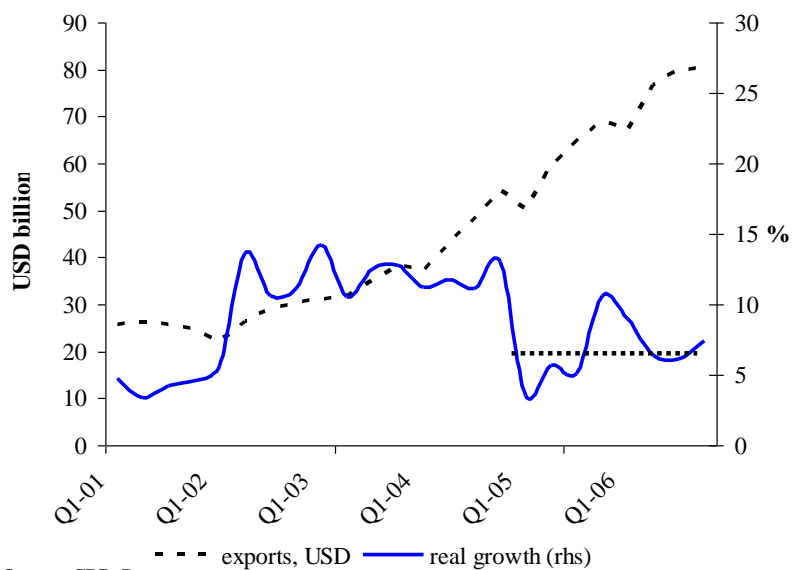
- directly support investments in new sectors
- start-up and growth finance through intermediaries for maximum reach
- invest in logistics, services, policy dialogue

Structure of Russian exports



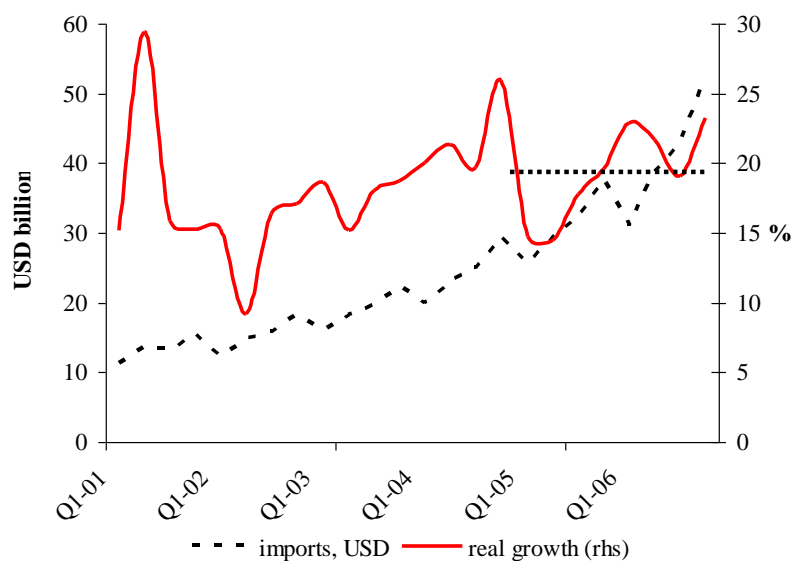
Strong export figures conceal weak volume growth, and the rapidly growing import penetration

Exports



Source: CBR, Rosstat.
 - - - exports, USD — real growth (rhs)

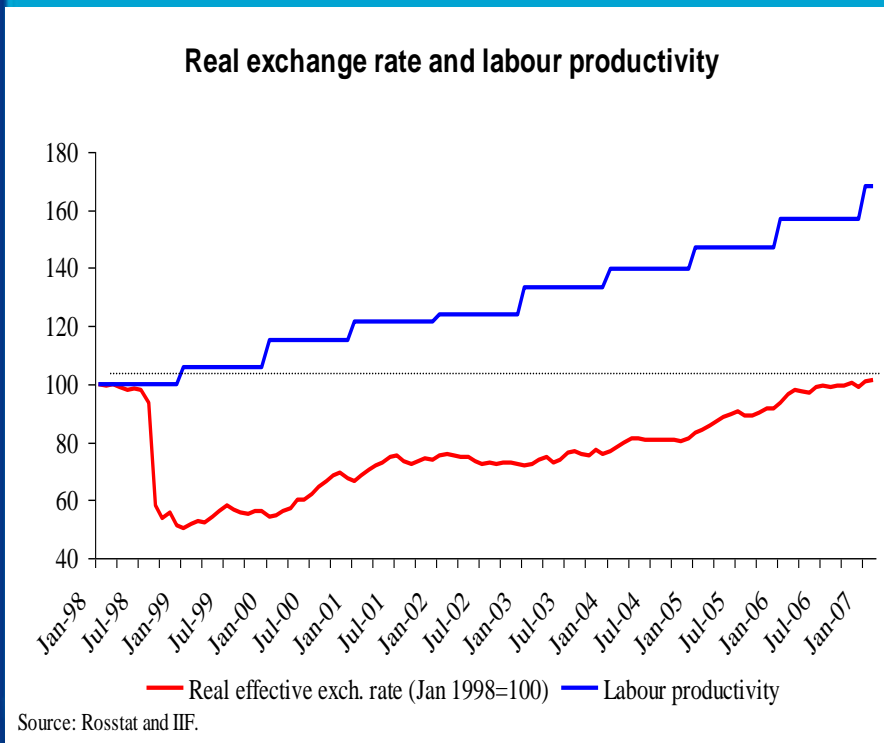
Imports



Source: CBR, Rosstat.
 - - - imports, USD — real growth (rhs)



Real exchange rate appreciation, productivity increases, and demographic challenges



- Shrinking labour supply: working age population peaks at 90 million in 2007, projected at about 75 million in 2025
- Already regionally tight labour markets, and strong wage growth
- Implications of poor health in terms of low productivity, early retirement and high medical expenditures



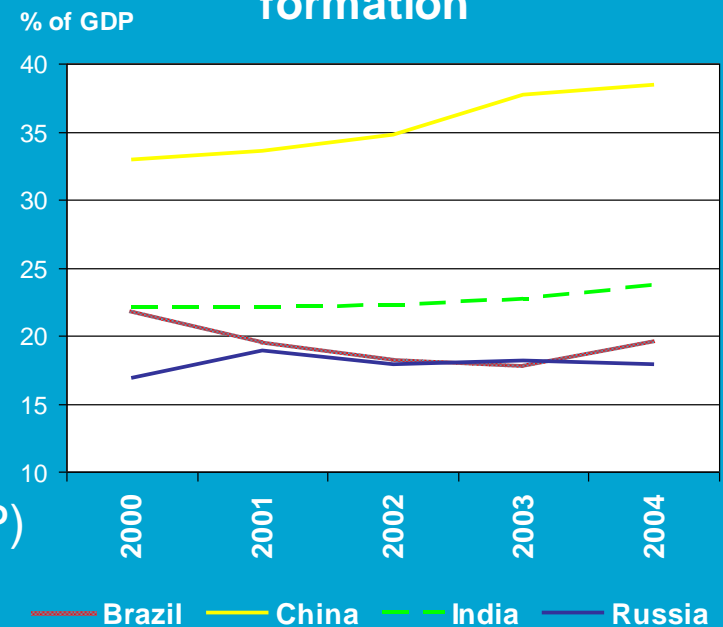
The investment challenge

- Raise level and improve quality of investment
 - draw private capital into infrastructure and energy
 - long-term foreign investment
 - quality financial intermediation

=>EBRD

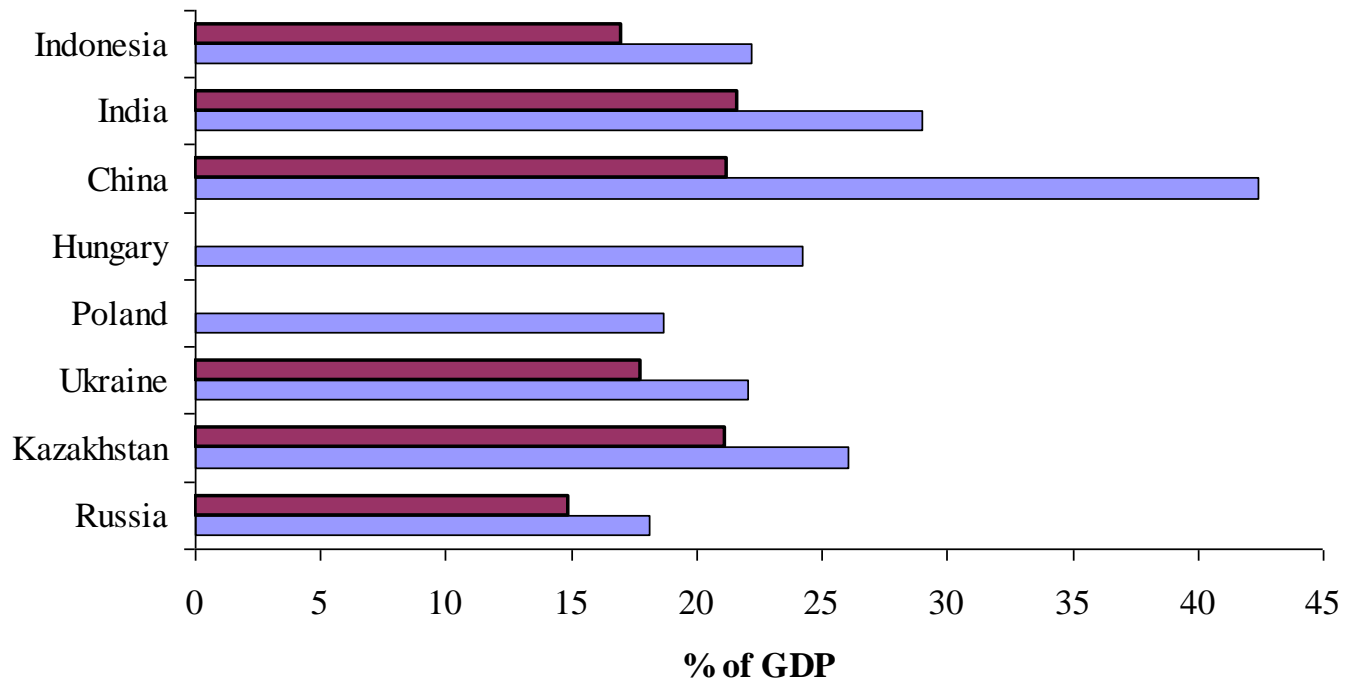
- structures for private funding (e.g., PPP)
- leverage risk taking and mitigating capacity to attract private funding
- policy dialogue on conditions for private funding (commercialisation, privatisation)
- support healthy, diverse financial sector

Gross fixed capital formation



The role of private investments

2005-6 levels of fixed capital formation



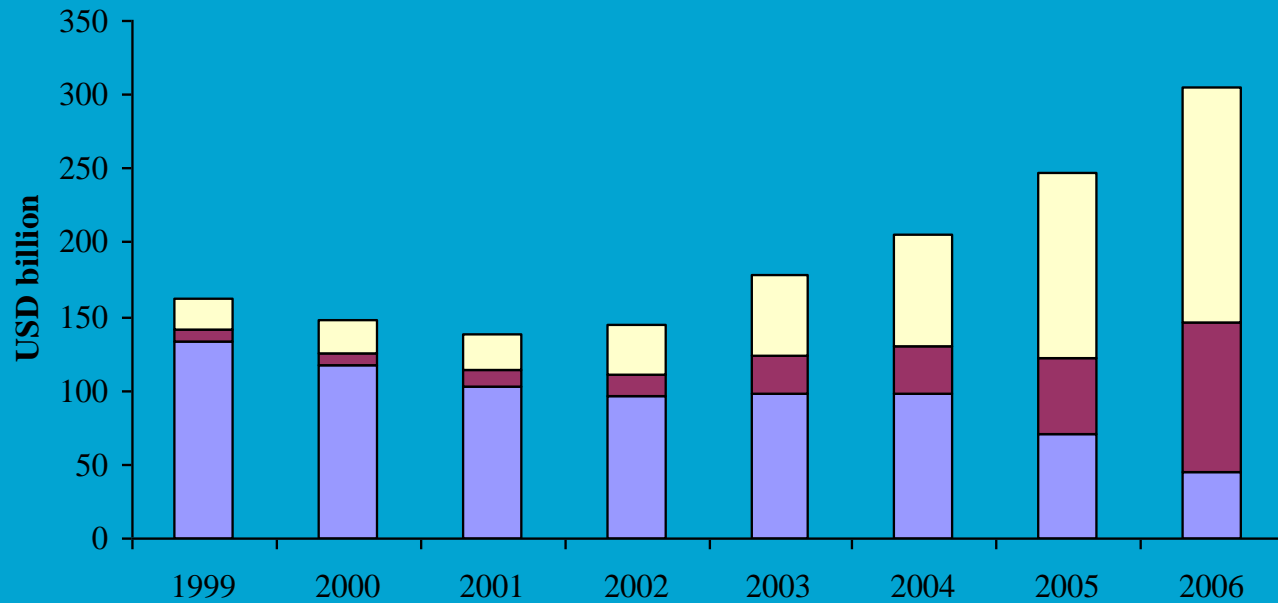
Source: IMF World Economic Outlook.

■ total ■ private



Private sector borrowing from abroad grows rapidly

External Debt of Russia



Source: CBR.

Legend: General Government (purple), Banks (maroon), Non-financial corporations (yellow)



SYNDICATIONS AND ROUBLE FINANCING

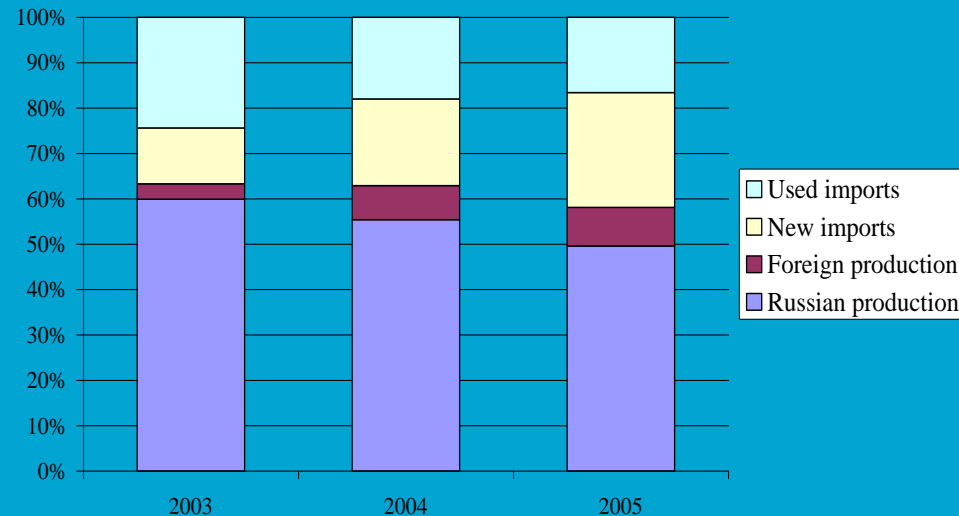
- EBRD established leadership in RUB syndications in 2006: 55 syndications in total of which 18 in Russia. EUR 2.6 bn volume of which EUR 1.6 bn in Russia
- **2007 prognosis**
 - Liquidity will cause continued contraction in spreads
 - Banks will go down the credit curve in search of yield and sectoral diversification away from Oil & Gas and prime FIs
 - RUB syndications will grow as ordinary industrials seek RUB funding, and as banks respond to the need
- **New sources of long dated Rouble liquidity enabled lifting of RUB ceiling Jan 2007**
 - First Euro Rouble bond issued
 - First Cross currency basis swap
 - In addition to domestic bonds and inter-bank lines
- **Ability to provide fixed rate and floating rates loans**
 - Use of Mosprime in interest rate swap market
 - Improved transparency in swap and bond market
- **Changes to the liquidity management guidelines**
 - Increased disbursement projections have led to the need for the management of a larger pool of liquidity assets



Recent developments in the automotive sector

- Half of car sales foreign and half domestic
- Used car sales in rapid decline
- Local assembly now accounts for around one-third of foreign car sales

Market share of passenger cars by ownership and production location



Key structural changes

- Foreign assembly operations the first to enter
- Components now the fastest-growing segment of the automotive market
- Domestic producers have grown moderately but are losing market share
- Only around 50 percent of components currently meet international standards → vertical integration in the local industry fast disappearing under pressure to procure high-quality components



Import Tariffs in 2005

Relatively liberal countries			Relatively restrictive countries		
	Cars	Parts		Cars	Parts
Brazil	35	10-20	India	105	30
Chile	6	6	Malaysia	60-150	12-30
China	34	11-17	Thailand	62-80	10-42
Indonesia	40	15			
Mexico	20-30	14-18			
Russia	25	0-5			
South Africa	31	8-20			



Policy issues

- Liberal trade policy has been effective at supporting the growth of the industry
- A predictable policy framework is key for this industry (5-10 years investment horizon)
- Government policies should now focus on the components industry
 - Regulatory regime could be simplified to encourage entry of smaller component suppliers
 - Perception of corruption and judicial uncertainty at local levels also hinder entry of smaller component suppliers
 - Local infrastructure constraints, especially access to land, shipment logistics and power supply connections, are key bottlenecks
- Global competition in the automotive sector exerts permanent pressure for innovation and consumer-orientation → dismal international experience with state control in the car sector



Thank you for your attention

Libor Krkoska
Senior Economist
Office of the Chief Economist
European Bank for Reconstruction and Development
One Exchange Square
London EC2A 2JN
United Kingdom

tel: 0044-20-7338 6710

fax: 0044-20-7338 6110

e-mail: KrkoskaL@ebrd.com

Website (including statistics and forecasts): www.ebrd.com/economics

