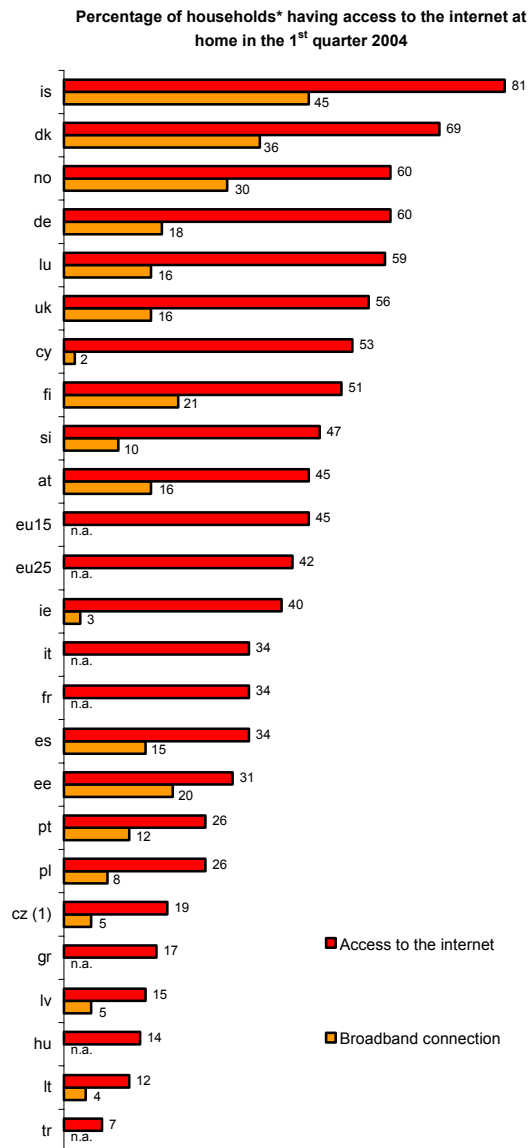


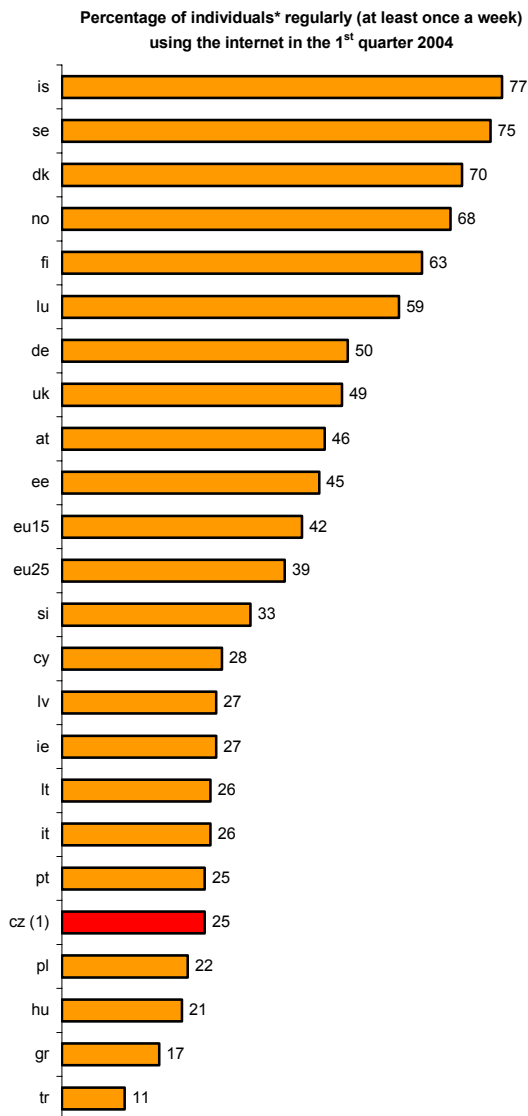
International comparison



* Share in total number of households
(1) 4. quarter 2004

Source: Eurostat, Community Household Survey on ICT Usage 2004;
Czech Statistical Office, Survey on ICT usage in households & by individuals 2004

International comparison



* Share in all persons aged 16-74 (CZ - persons aged 15+)
(1) 4. quarter 2004

Source: Eurostat, Community Household Survey on ICT Usage 2004;
Czech Statistical Office, Survey on ICT usage in households & by individuals 2004

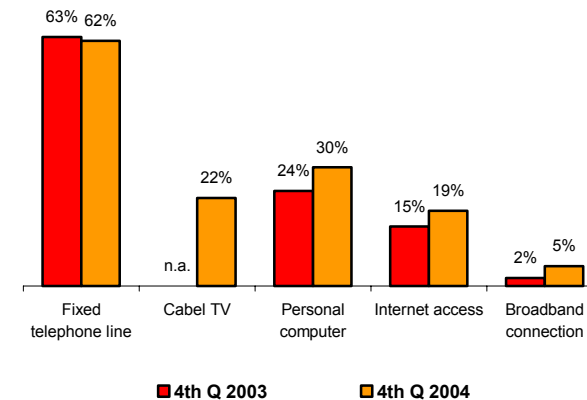
www.czso.cz

© Czech Statistical Office, 2005

INFORMATION SOCIETY IN THE CZECH REPUBLIC

Households and individuals

Percentage of households* equipped with selected information and communication technologies in the 4th quarter 2003 and 2004



* Share in total number of households in the Czech Republic

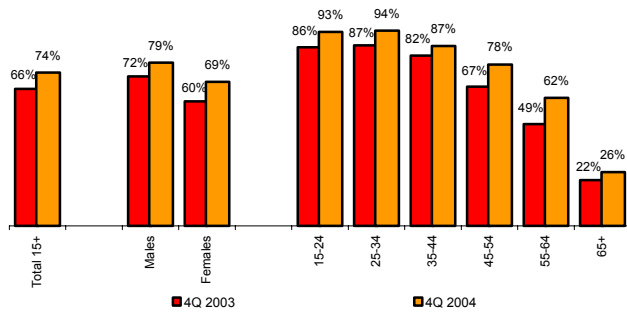
Source: Czech Statistical Office, Survey on ICT usage in households & by individuals 2004

The Czech statistical office carried out the first annual survey on ICT usage in households and by individuals in the 4th quarter 2003. The survey followed up its pilot survey carried out in a limited number of respondents in 2002.

The second annual survey was carried out in the 4th quarter 2004. The survey was implemented in the framework of the CZSO's labour force sample survey (LFSS), in which separated questionnaire was used. This permitted to relate the ICT data to socio-demographic characteristics of persons in individual households. The survey was run on a sample of 10 000 individuals aged 15+ and its questionnaire comprised 57 ICT related questions, of which 13 for households and 44 for individuals. Computer Aided Personal Interview was used as a data collection method.

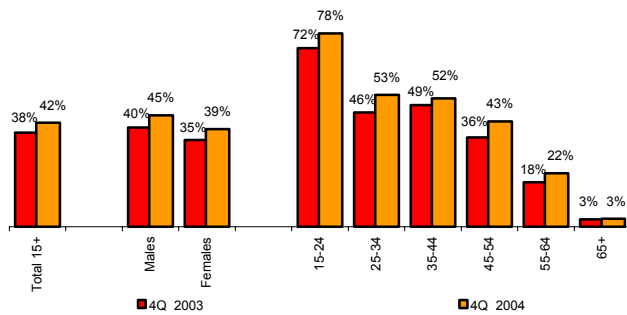
Access of individuals to ICT

Percentage of individuals* with access to mobile phone in the 4th quarter 2003 and 2004, by gender and age



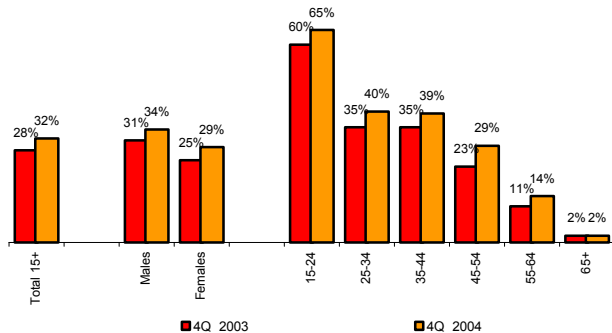
* Share in all persons aged 15+ in given group
Source: Czech Statistical Office, Survey on ICT usage in households & by individuals 2003 & 2004

Percentage of individuals* aged 15+ who used personal computer in the 4th quarter 2003 and 2004, by gender and age



* Share in all persons aged 15+ in given group
Source: Czech Statistical Office, Survey on ICT usage in households & by individuals 2003 & 2004

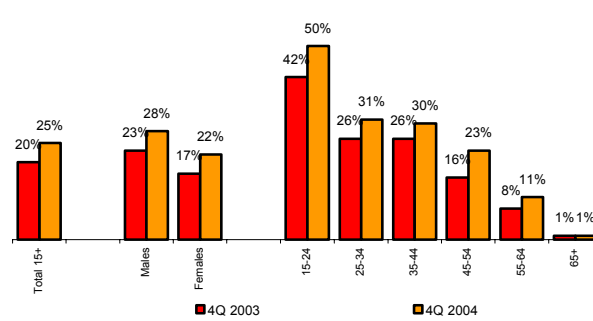
Percentage of individuals aged 15+ who used the Internet in the 4th quarter 2003 and 2004, by gender and age



* Share in all persons aged 15+ in given group
Source: Czech Statistical Office, Survey on ICT usage in households & by individuals 2003 & 2004

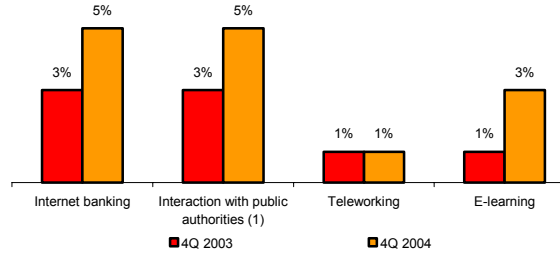
Use of the Internet by individuals

Percentage of individuals* regularly (at least once a week) using the Internet in the 4th quarter 2003 and 2004



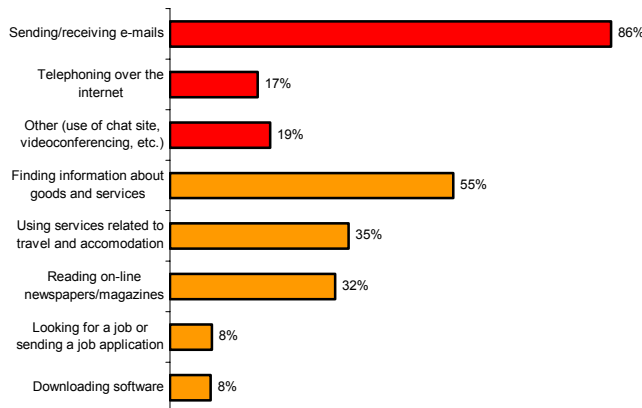
* Share in all persons aged 15+ in given group
Source: Czech Statistical Office, Survey on ICT usage in households & by individuals 2003 & 2004

Percentage of individuals* aged 15+ who used the Internet in the 4th quarter 2003 and 2004 for specific activities



* Share in all persons aged 15+ in given group
(1) in the last 12 months
Source: Czech Statistical Office, Survey on ICT usage in households & by individuals 2003 & 2004

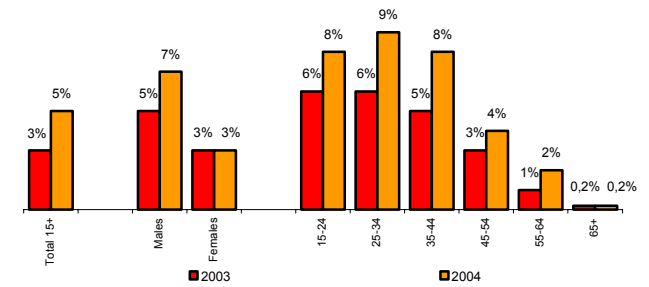
Percentage of individuals* who used the Internet in the 4th quarter 2004 for communication and obtaining information



* Share in all persons aged 15+ who used the Internet in the 4th quarter 2004
Source: Czech Statistical Office, Survey on ICT usage in households & by individuals 2003 & 2004

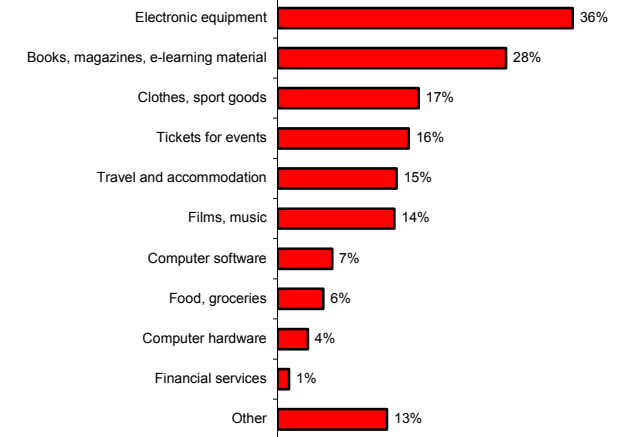
E-commerce

Percentage of individuals* aged 15+ who ordered goods or services over the Internet in 2003 and 2004, by gender and age



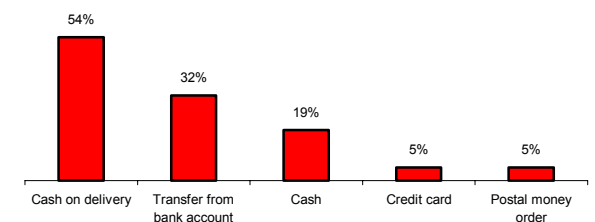
* Share in all persons aged 15+ in given group
Source: Czech Statistical Office, Survey on ICT usage in households & by individuals 2003 & 2004

Percentage of individuals* aged 15+ who ordered specific goods or services over the Internet in 2004 (for private purposes)



* Share in all persons aged 15+ in given group
Source: Czech Statistical Office, Survey on ICT usage in households & by individuals 2003 & 2004

Percentage of individuals* aged 15+ who ordered goods or services over the Internet in 2004, by type of payment



* Share in all persons aged 15+ who ordered goods or services in 2004
Source: Czech Statistical Office, Survey on ICT usage in households & by individuals 2003 & 2004