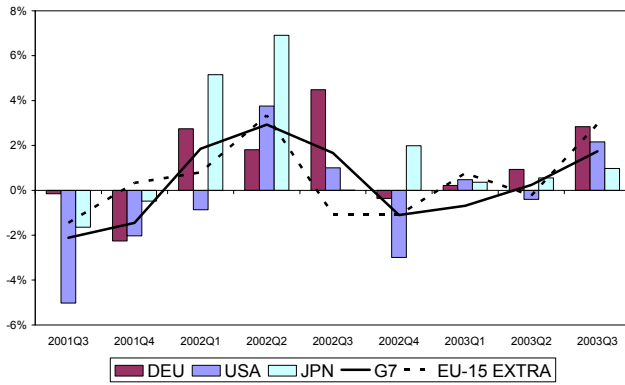
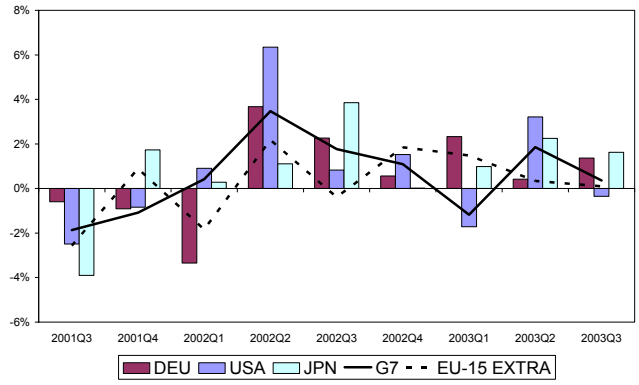


Quarterly Volume Growth in Merchandise Trade
Percentage change on the previous quarter (seasonally adjusted)

Exports

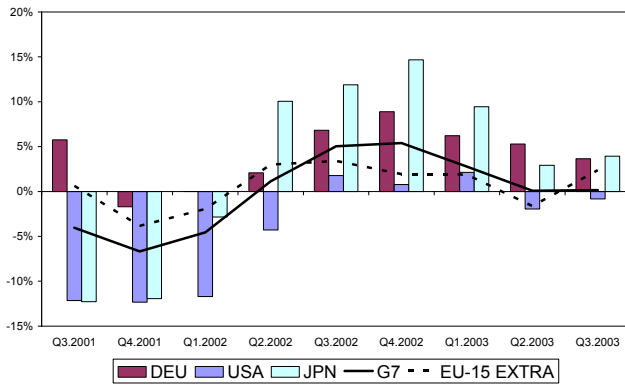


Imports

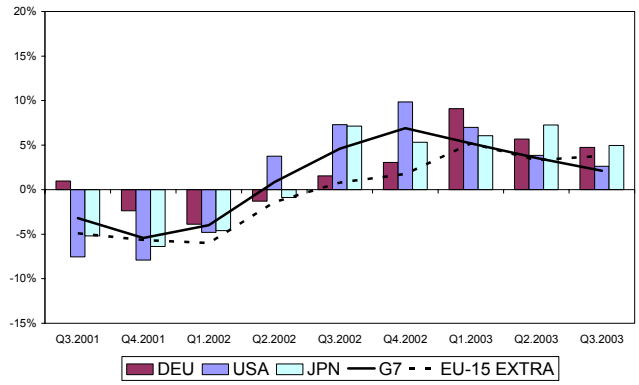


Annual Volume Growth in Merchandise Trade
Percentage change on the same quarter of the previous year

Exports



Imports



Merchandise Trade: Quarterly Export Volume Growth*Percentage change on the previous quarter (seasonally adjusted)*

	2001Q3	2001Q4	2002Q1	2002Q2	2002Q3	2002Q4	2003Q1	2003Q2	2003Q3
G7	-2.1	-1.5	1.9	2.9	1.7	-1.1	-0.7	0.2	1.7
Canada	-2.4	-0.3	3.9	-1.7	2.6	-2.6	-0.8	0.8	-2.1
USA	-5.0	-2.0	-0.9	3.8	1.0	-3.0	0.5	-0.4	2.2
Japan	-1.6	-0.5	5.2	6.9	0.0	2.0	0.4	0.5	1.0
France	0.6	-3.1	4.7	2.8	-0.2	1.7	-4.6	-1.2	2.2
Germany	-0.2	-2.3	2.7	1.8	4.5	-0.4	0.2	0.9	2.8
Italy	-4.1	1.6	-4.2	1.5	4.9	-4.0	-2.9	-0.5	2.2
United Kingdom	-3.0	-0.4	0.2	3.1	-2.0	-4.4	0.7	1.7	1.0
EU-15 Extra EU	-1.4	0.3	0.8	3.3	-1.1	-1.1	0.8	-0.2	3.0

Merchandise Trade: Quarterly Import Volume Growth*Percentage change on the previous quarter (seasonally adjusted)*

	2001Q3	2001Q4	2002Q1	2002Q2	2002Q3	2002Q4	2003Q1	2003Q2	2003Q3
G7	-1.9	-1.1	0.4	3.5	1.8	1.1	-1.2	1.9	0.4
Canada	-1.8	-3.3	2.0	2.1	2.6	0.6	0.0	1.0	-0.8
USA	-2.5	-0.8	0.9	6.3	0.8	1.5	-1.7	3.2	-0.4
Japan	-3.9	1.7	0.3	1.1	3.9	0.0	1.0	2.2	1.6
France	-0.2	-3.3	3.0	2.9	0.9	3.4	-5.9	-0.2	0.7
Germany	-0.6	-0.9	-3.3	3.7	2.3	0.6	2.3	0.4	1.4
Italy	-3.1	-1.7	0.4	-0.7	5.1	-0.2	-4.1	2.0	0.2
United Kingdom	-1.4	-0.3	1.4	1.0	0.5	-0.1	-0.2	2.6	0.1
EU-15 Extra EU	-2.6	0.9	-1.8	2.2	-0.4	1.8	1.5	0.3	0.1

Merchandise Trade: Annual Export Volume Growth*Percentage change on the same quarter of the previous year*

	2001Q3	2001Q4	2002Q1	2002Q2	2002Q3	2002Q4	2003Q1	2003Q2	2003Q3
G7	-4.0	-6.7	-4.6	1.1	5.0	5.4	2.8	0.1	0.2
Canada	-6.4	-6.7	0.6	-0.6	4.4	2.0	-2.6	-0.1	-4.6
USA	-12.1	-12.3	-11.7	-4.3	1.8	0.8	2.1	-2.0	-0.8
Japan	-12.3	-11.9	-2.8	10.0	11.9	14.7	9.4	2.9	3.9
France	6.3	-1.7	1.2	5.0	4.2	9.3	-0.4	-4.3	-2.0
Germany	5.7	-1.7	0.0	2.1	6.8	8.9	6.2	5.3	3.6
Italy	-8.1	-3.1	-12.7	-5.3	3.6	-2.1	-0.8	-2.7	-5.2
United Kingdom	-1.7	-6.7	-6.4	-0.1	0.9	-3.2	-2.7	-4.0	-1.1
EU-15 Extra EU	0.6	-3.8	-1.9	3.0	3.4	1.9	1.9	-1.6	2.4

Merchandise Trade: Annual Import Volume Growth*Percentage change on the same quarter of the previous year*

	2001Q3	2001Q4	2002Q1	2002Q2	2002Q3	2002Q4	2003Q1	2003Q2	2003Q3
G7	-3.2	-5.4	-4.0	0.9	4.6	6.9	5.2	3.6	2.1
Canada	-7.4	-9.4	-3.1	-1.1	3.3	7.5	5.4	4.2	0.8
USA	-7.5	-7.9	-4.8	3.8	7.3	9.9	7.0	3.8	2.6
Japan	-5.2	-6.4	-4.6	-0.9	7.1	5.3	6.1	7.3	5.0
France	6.8	-1.6	-1.7	2.3	3.4	10.6	1.1	-2.0	-2.3
Germany	1.0	-2.4	-3.9	-1.3	1.5	3.1	9.1	5.7	4.7
Italy	-7.4	-6.0	-8.6	-5.0	3.0	4.6	0.0	2.7	-2.1
United Kingdom	-0.2	-3.4	-1.2	0.6	2.6	2.8	1.2	2.8	2.4
EU-15 Extra EU	-4.9	-5.6	-6.0	-1.4	0.8	1.8	5.2	3.3	3.8