

Synergy for Accountability

Combining human rights and statistics for making governments accountable for human development deprivations and disparities

The 3rd OECD World Forum
Busan, Korea, October 2009

Eitan Felner
Independent Consultant

Outline of presentation

- Usefulness of empirically-based human rights perspective to hold governments accountable for insufficient progress and disparities in achieving the MDGs
- Overview of a proposed methodological framework
- Sample of illustrative tools

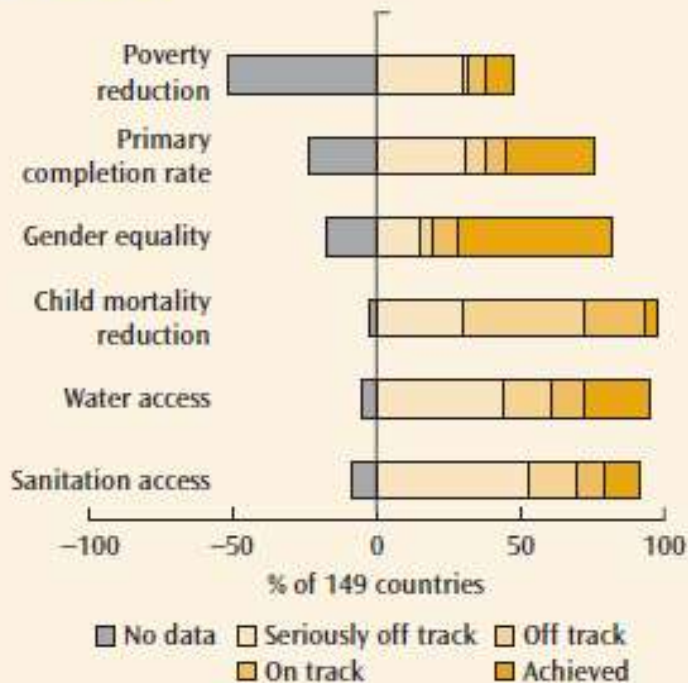
Progress on MDGs...

Like a Tango Dance



Deprivations and Disparities in MDGs

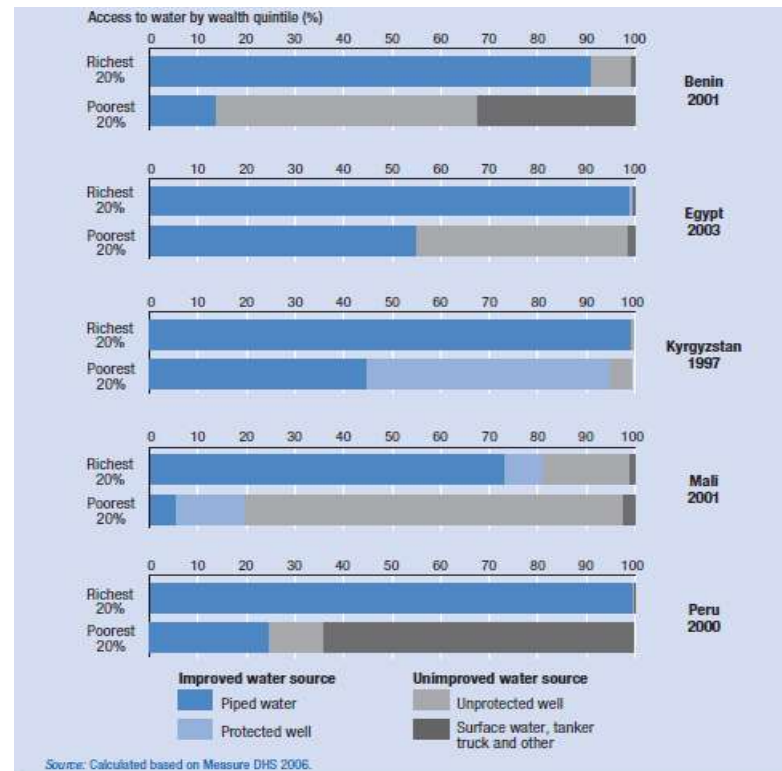
FIGURE 3 Most countries are off track to meet most MDGs



Source: Staff calculations based on World Development Indicators. Indicators are defined as in figure 1.

World Bank, *Global Monitoring Report 2008*

The water divide



Source: Calculated based on Measure DHS 2006.

UNDP, *Human Development Report 2006*

unequal power relations – a key reason for persistent poverty and deprivation

“Inequity in education is linked to wider disparities in the distribution of power, wealth and opportunity. And it is perpetuated by policies that either tolerate or actively exacerbate an unfair distribution of life chances – policies that fuel the transmission of poverty across generations.”

UNESCO, Education For All Report 2009

“all too often poverty – and deprivation in the broad sense – stems from issues of power, expressed in various ways which give different groups of people (men and women, ethnic groups, girls and boys) have different sets of rights and privileges from birth.”

Swedish Ministry of Foreign Affairs

Power and Privileges: Gender Discrimination and Poverty

Inequality of power



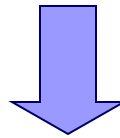
Accountability deficit

- *Poverty persists in large part because poor people are disempowered and unable to hold others to account.*
- *The information and mechanisms to claim their rights and seek redress are weak.*
- *Formal map of accountability systems sometimes bears little resemblance to actual accountability relationships.*
- *Informal systems may be biased towards the interests of certain groups to the exclusion of others, particularly the poorest.*
- *People's rights and obligations are mediated by ethnicity, kinship, gender relations, patronage systems - rather than just the 'formal' state-citizen compact.*

DFID, 'Accountability Briefing Note – A briefing practice notice'

Attribution: A basic challenge to make governments accountable for insufficient progress in MDGs

Deprivations and disparities in progress in MDGs are result of multiple reasons, only some of which can be attributed to government actions or inactions



“Health” [...] is influenced by a range of factors – including health-related behaviour, prenatal factors, early childhood, social status, support, living conditions, education, health services, nutrition, and stress.”

WHO and UNFPA, **National-level monitoring of the Achievement of universal access to reproductive health**, 2008



What is needed...


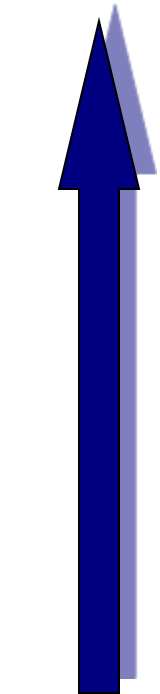


Simple tools to assess to what extent deprivations, disparities and lack of progress in MDGs can be traced back to failures of government policy

3-step Methodological framework

Effect

**Methodological
steps**



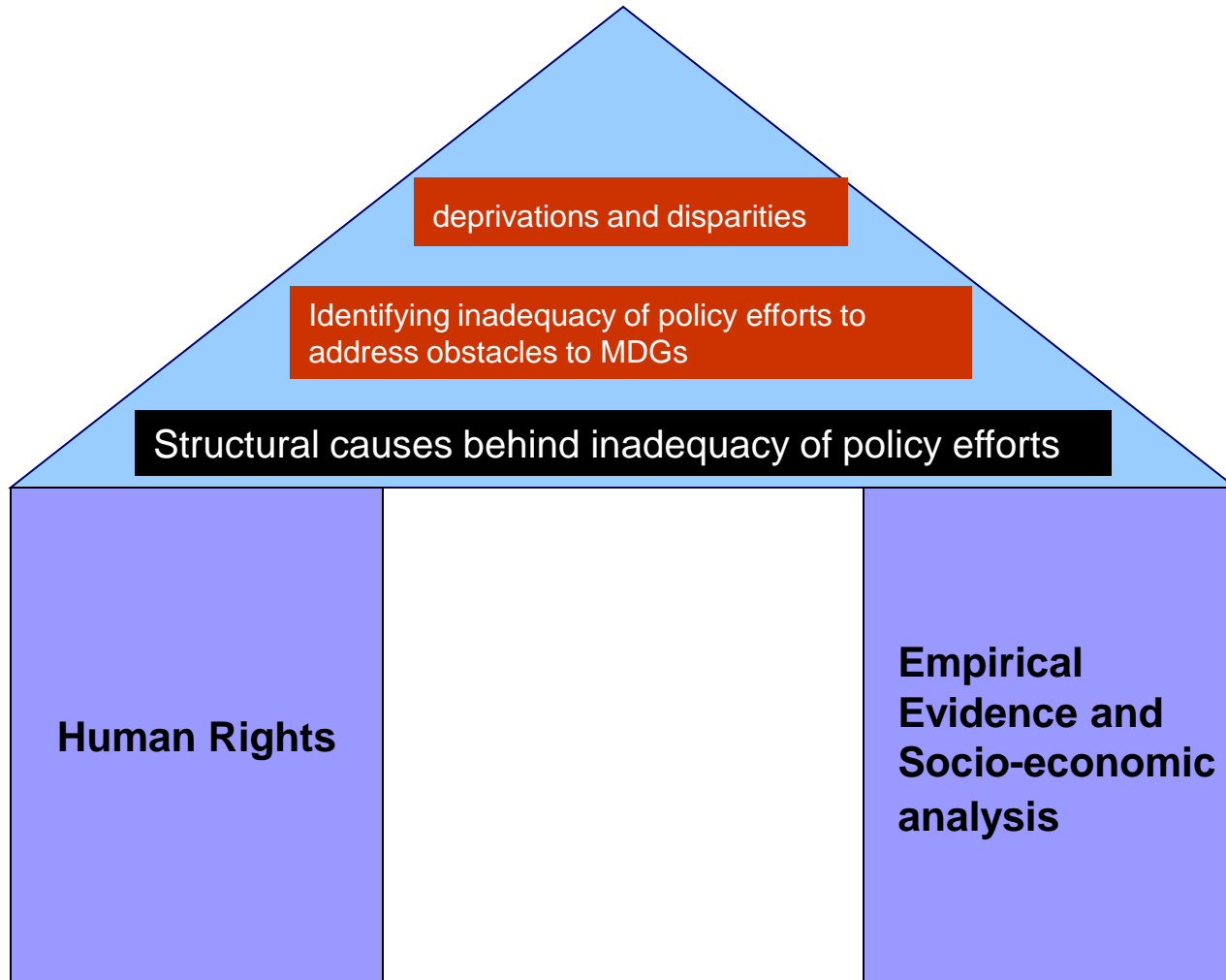
#1 Identifying
deprivations and
disparities in HD

#2 Identifying inadequacy of policy
efforts to address obstacles to MDGs

#3 (OPTIONAL) Structural causes behind inadequacy
of policy efforts

Cause

Empirically-based human rights assessment tool



Why human rights can help hold gov't accountable?

Unique power of human rights

```
graph LR; A[Unique power of human rights] --> B[Moral language of our times]; A --> C[Universal legal obligations]; A --> D[Source of Political legitimacy];
```

Moral language of our times

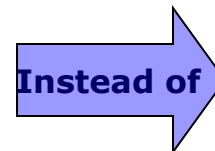
Universal **legal** obligations

Source of **Political** legitimacy

Focus of human rights approach: avoidable deprivations

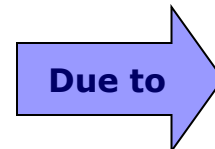
- Calls attention to the fact that widespread deprivations and disparities are all too often not inevitable
- Rather: frequently generated, perpetuated or exacerbated by lack of political will of governments

• Corrupt governments that steal public resources
• Spending on 'white elephant projects' that squanders state resources



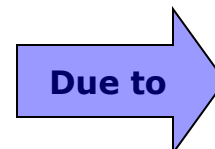
Addressing basic needs of the poor

Inequalities in education and health among ethnic groups



Discriminatory policies in public spending

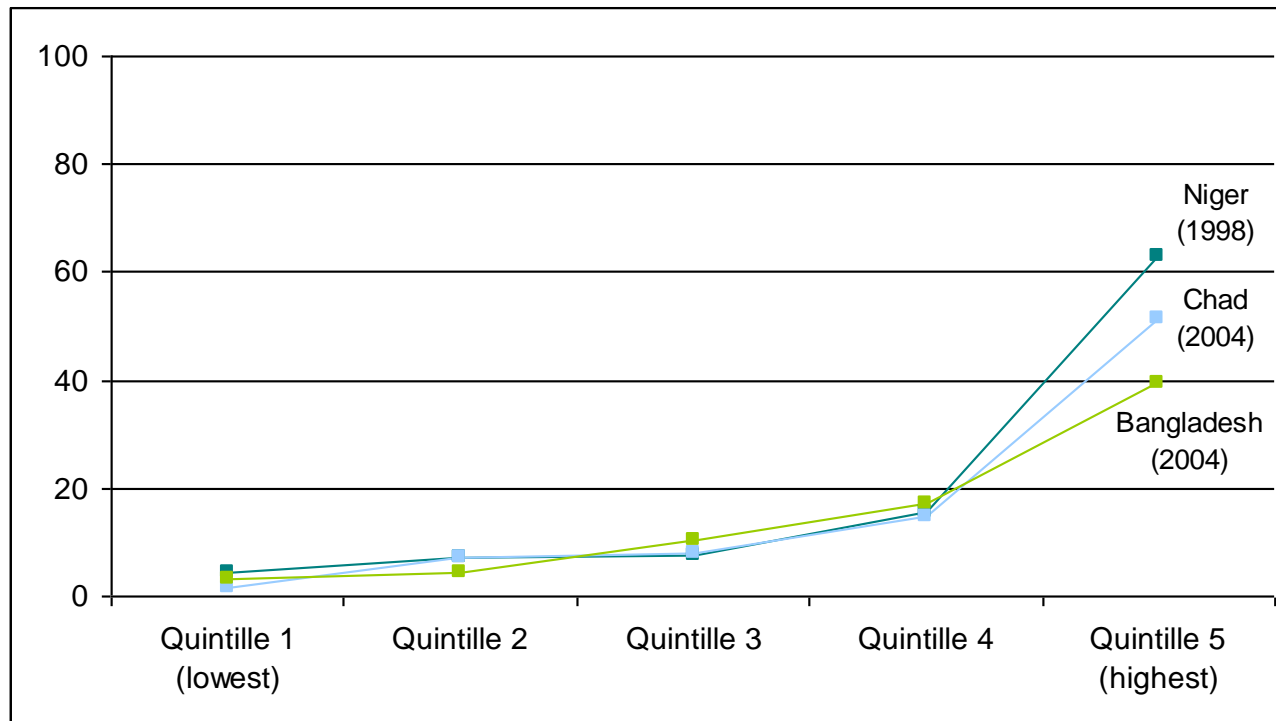
Overall insufficient resources for social services



Capture of state by economic elite

Step #1 - Identifying deprivations and disparities in Human Development

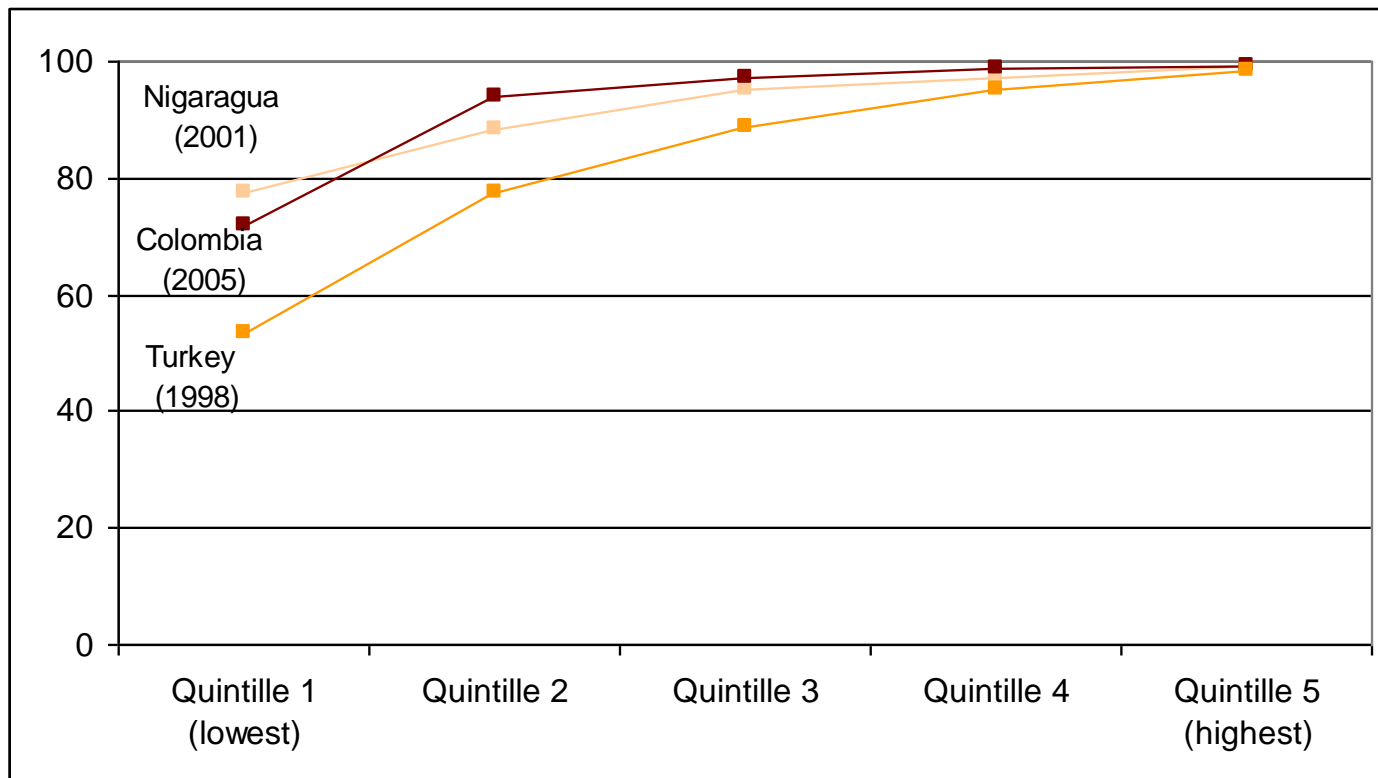
A Pattern of massive deprivation



WHO 2008, based on data from Gwatkin et al, 2007

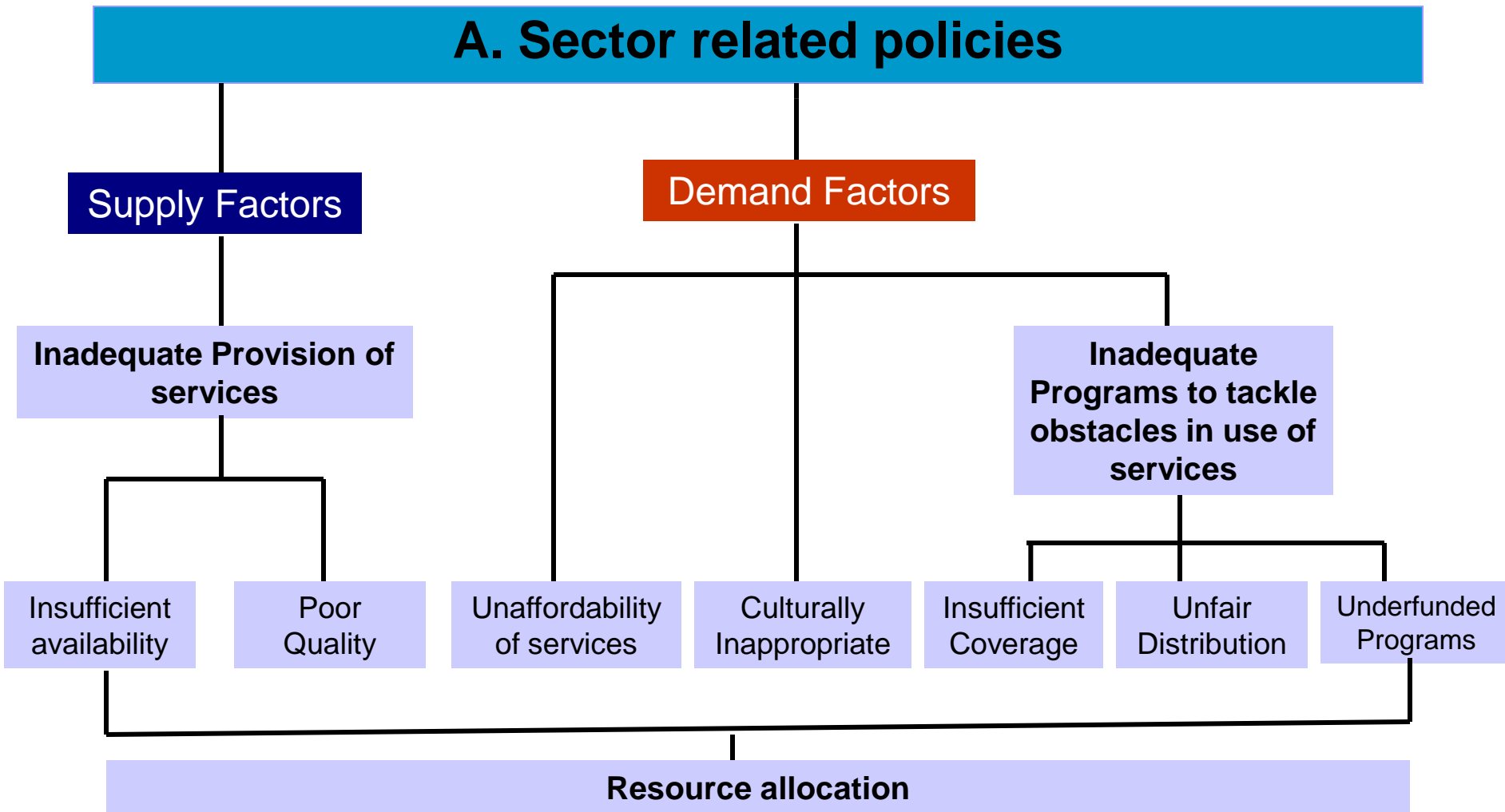
Step #1 - Identifying deprivations and disparities in Human Development (continued)

A pattern of Marginalization



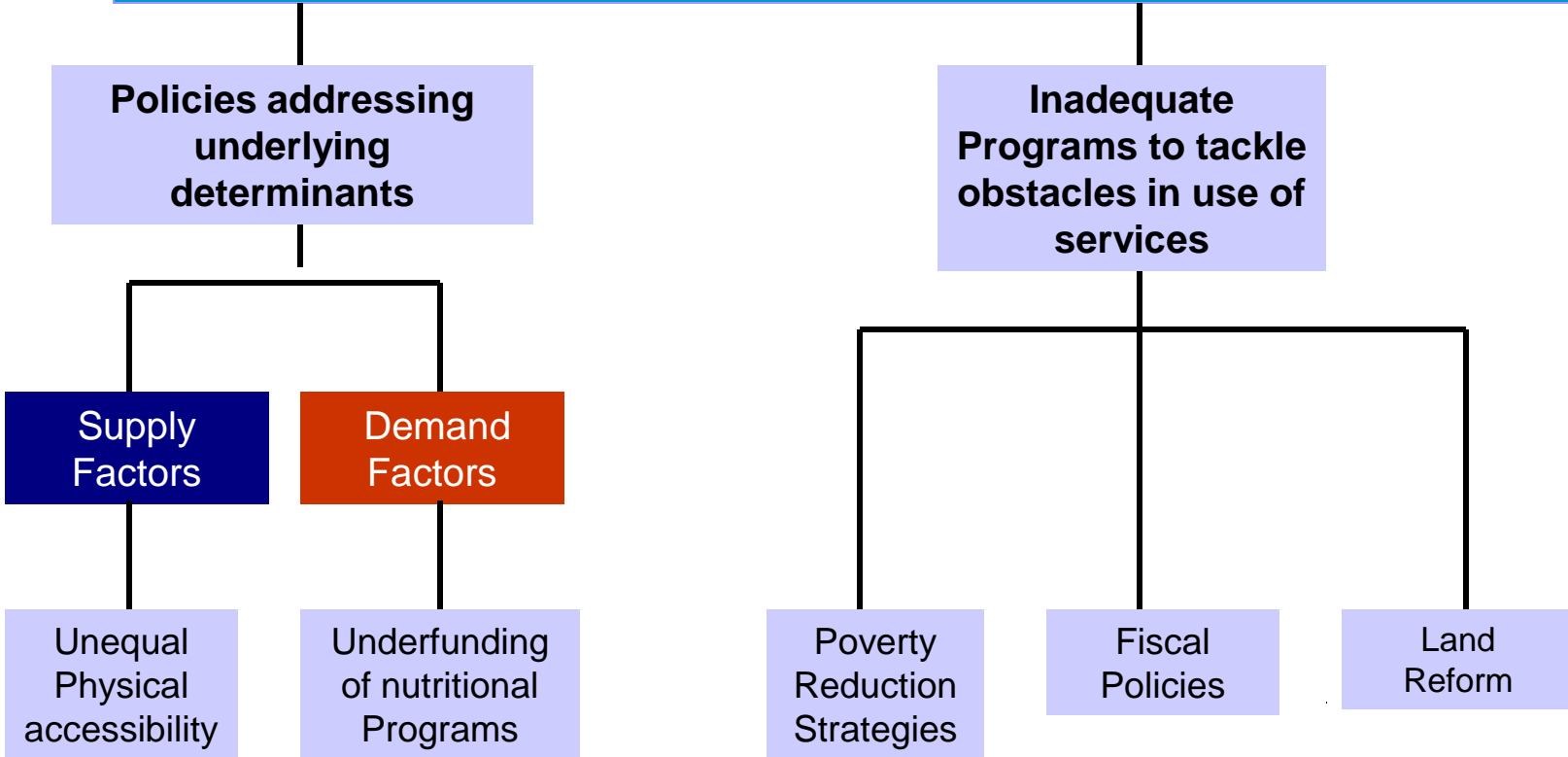
WHO 2008, based on data from Gwatkin et al, 2007

**Step #2 -
Identifying inadequacy of policy efforts to address determinants**



**Step #2 -
Identifying inadequacy of policy efforts to address determinants
(continued)**

B. Non-sector related policies





Step #2 - Identifying inadequacy of policy efforts to address determinants (illustration)

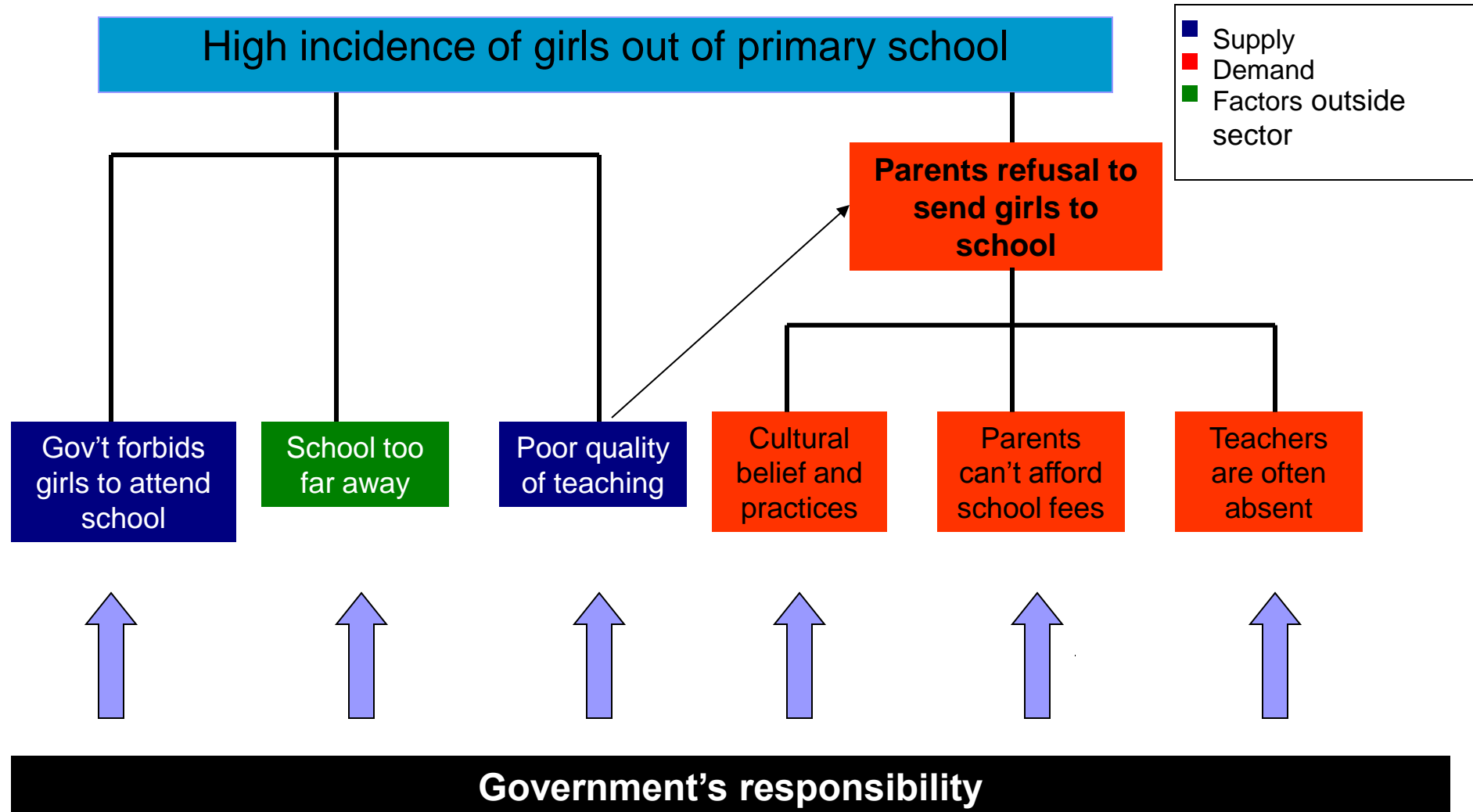




Illustration of framework

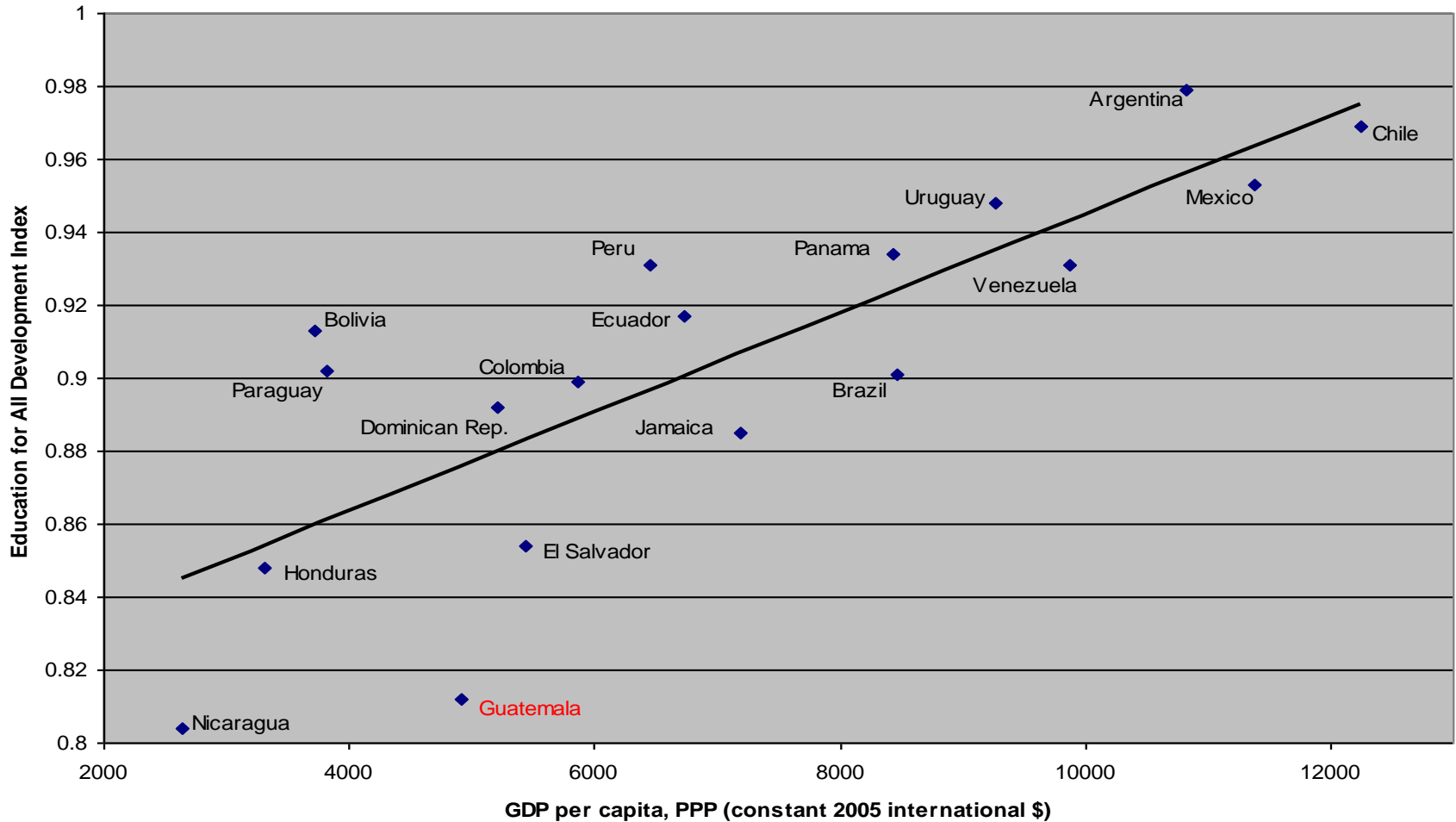
The Right to Education in Guatemala

Determinants of MDGs-related deprivations and inequalities

Inadequacy of policy efforts to address determinants

Structural causes behind inadequacy of government efforts

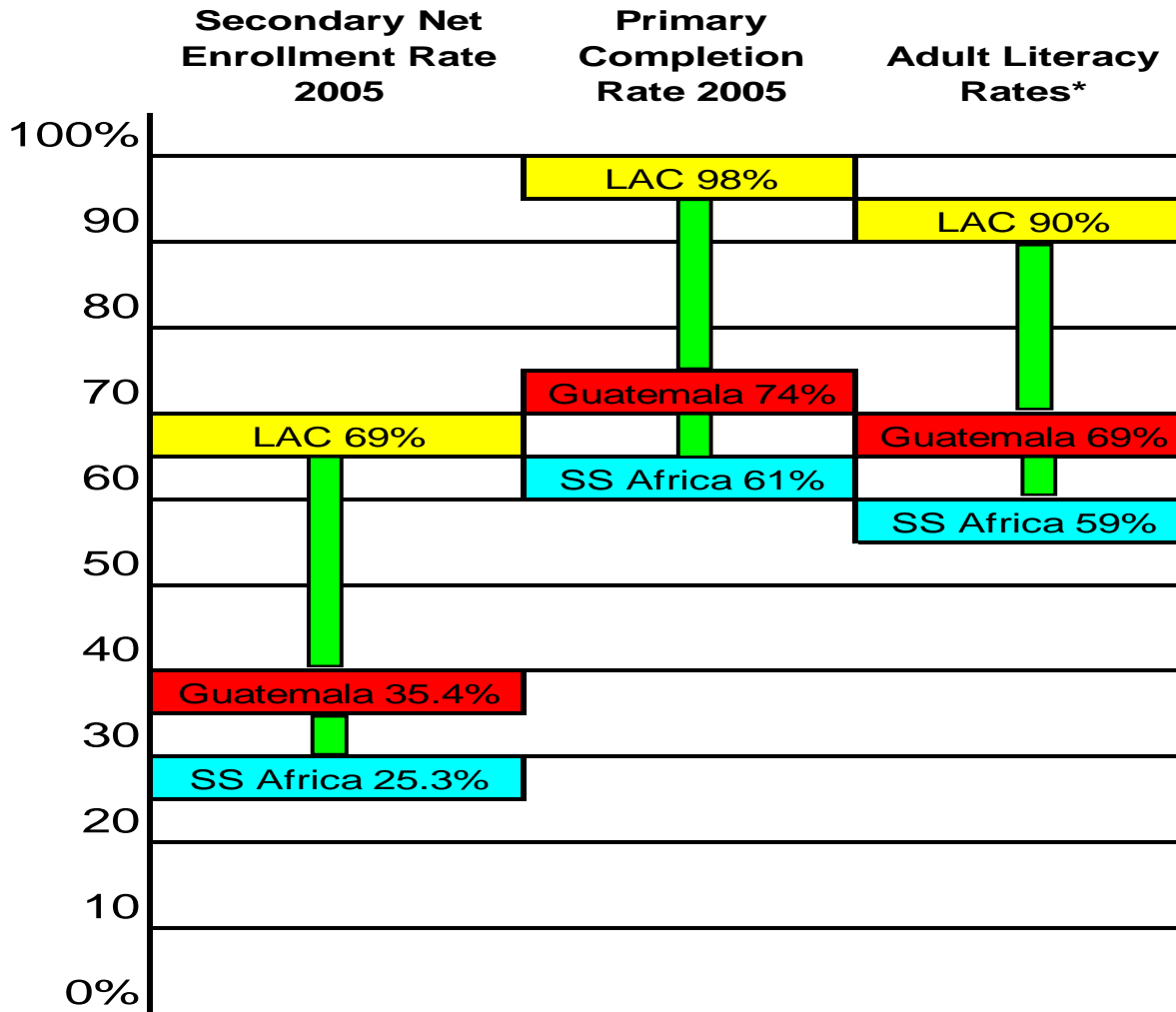
Education for All Development Index (EDI) and GDP pc, LAC 2005



Identifying deprivations and Disparities in HD

Inadequacy of policy efforts to address determinants

Structural causes behind inadequacy of government efforts



Source: UNESCO

Source: WDI

Source: WDI

*LAC and SS Africa: 2005. Guatemala: 2002

Method

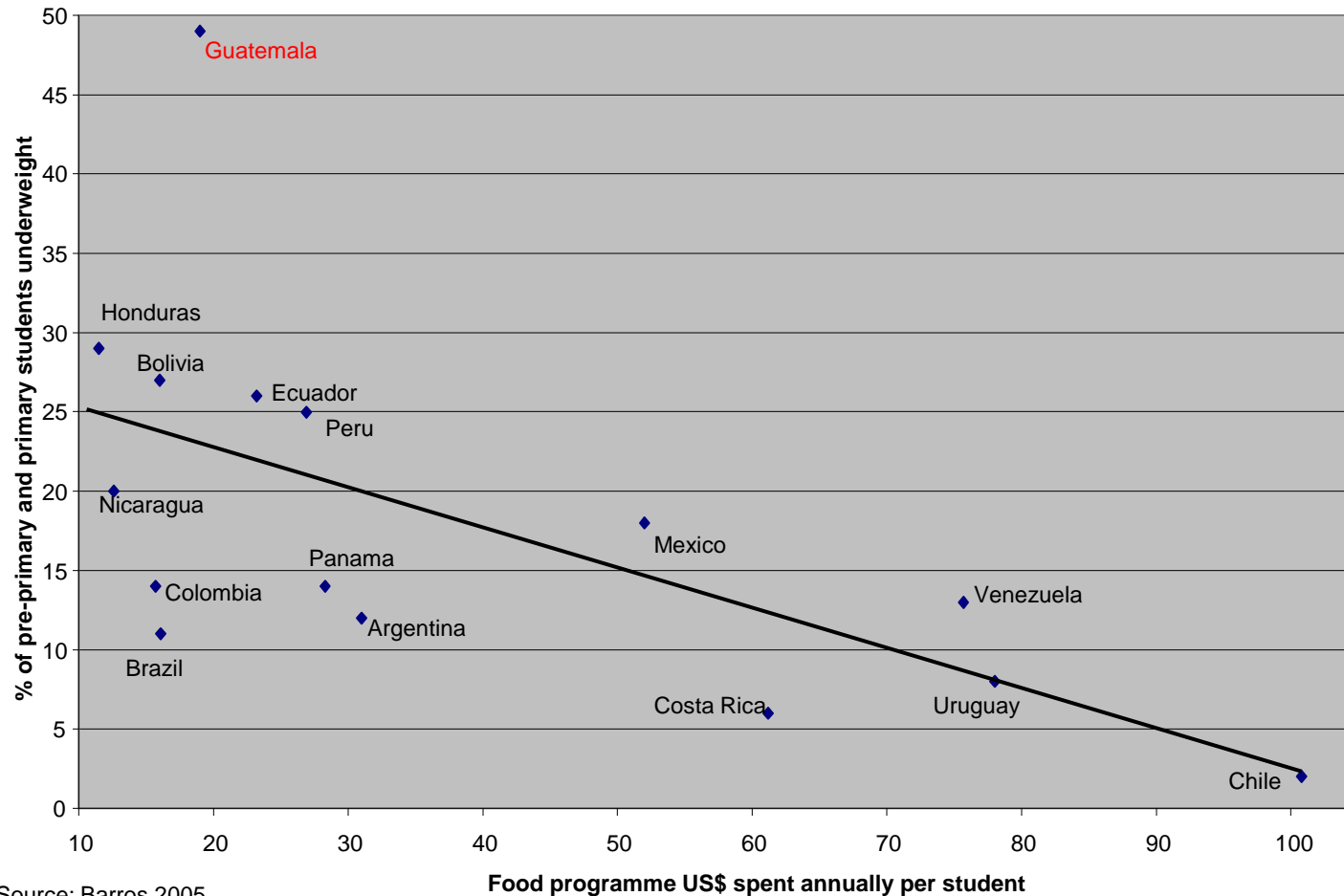
Comparing one country with different regions helps flag underperformance

Identifying deprivations and Disparities in HD

Inadequacy of policy efforts to address determinants

Structural causes behind inadequacy of government efforts

comparing needs with resource allocation



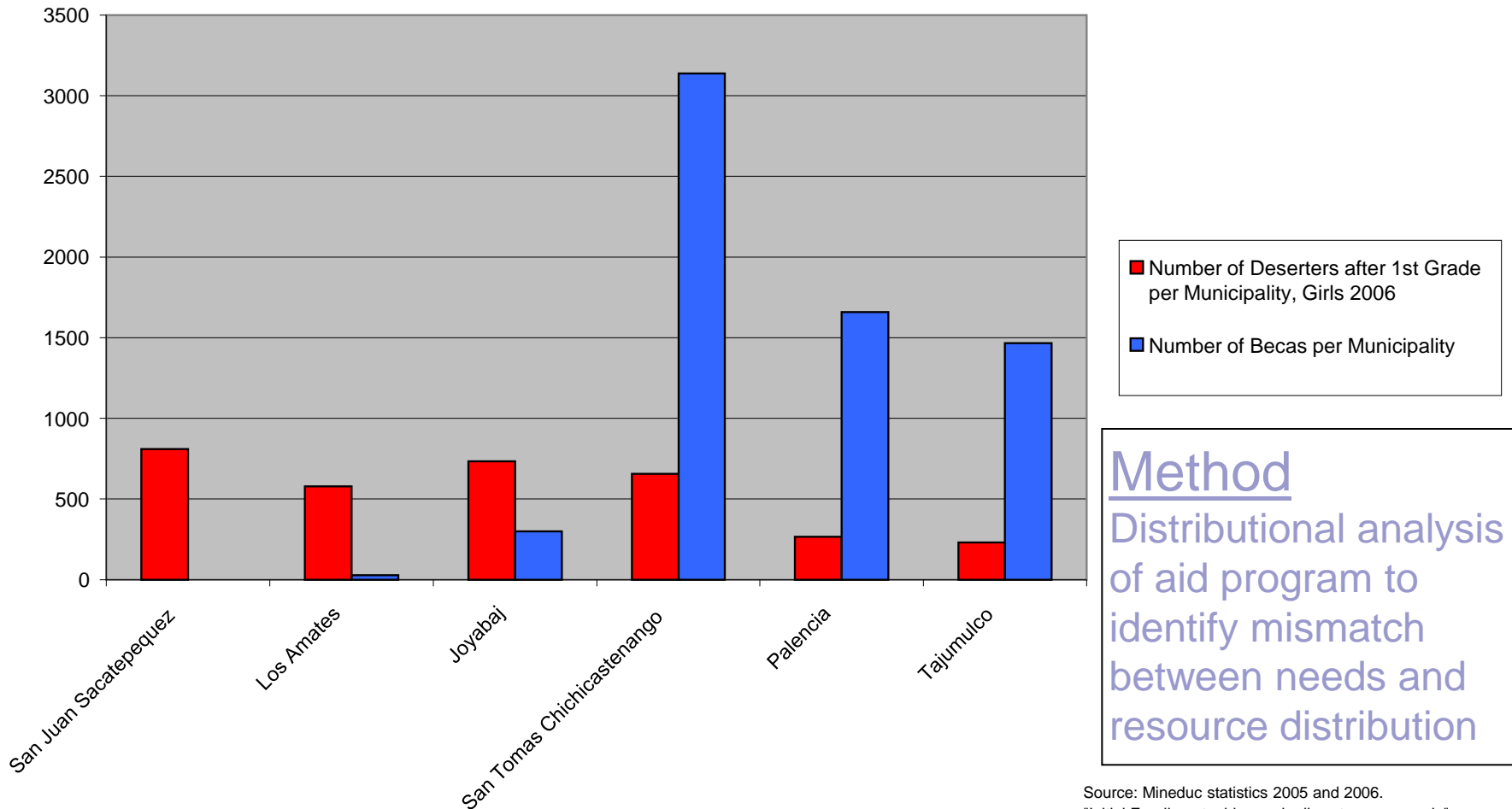
Method
Cross-country comparison of resource allocation for specific aid programs

Identifying deprivations and Disparities in HD

Inadequacy of policy efforts to address determinants

Structural causes behind inadequacy of government efforts

Comparing needs with resource allocation



Source: Mineduc statistics 2005 and 2006.
"Initial Enrollment, girls, rural, all sectors, per grade"

Identifying deprivations and Disparities in HD

Inadequacy of policy efforts to address determinants

Structural causes behind inadequacy of government efforts

Assessing whether marginalized children are being taught by the least qualified teachers

Poverty Incidence

Dept.	Poverty
Quiché	81
Alta Verapaz	78.8
Sololá	74.6
Totonicapán	71.9
Huehuetenango	71.3
Baja Verapaz	70.4
San Marcos	65.5
Jalapa	61.2
Chimaltenango	60.5
Chiquimula	59.5
Santa Rosa	57.9
Petén	57
Suchitepéquez	54.7
Zacapa	53.9
Retalhuleu	50.4
Jutiapa	47.3
Quetzaltenango	44
El Progreso	41.8
Escuintla	41.4
Sacatepéquez	36.5
Guatemala	16.3

Teachers' Reading Test Scores

Dept.	Score
Sacatepéquez	72.6
Guatemala	66.5
Chimaltenango	66
El Progreso	61.4
Retalhuleu	60.5
Petén	60.5
San Marcos	60.2
Zacapa	59.9
Jalapa	59.8
Chiquimula	59.3
Escuintla	58.8
Suchitepéquez	57.4
Quetzaltenango	56.8
Baja Verapaz	56.2
Jutiapa	55.6
Totonicapán	54.2
Huehuetenango	53.5
Santa Rosa	52.5
Sololá	51.4
Quiché	51.2
Alta Verapaz	50.9

Concentration of Indigenous People

Dept.	% Pop. Indigenous
Totonicapán	98%
Sololá	96%
Alta Verapaz	93%
Quiché	89%
Chimaltenango	79%
Huehuetenango	65%
Baja Verapaz	59%
Quetzaltenango	54%
Suchitepéquez	52%
Sacatepéquez	42%
San Marcos	31%
Petén	31%
Retalhuleu	23%
Jalapa	19%
Chiquimula	17%
Guatemala	14%
Escuintla	7%
Jutiapa	3%
Santa Rosa	3%
El Progreso	1%
Zacapa	1%

Method
Comparing multiple data sets

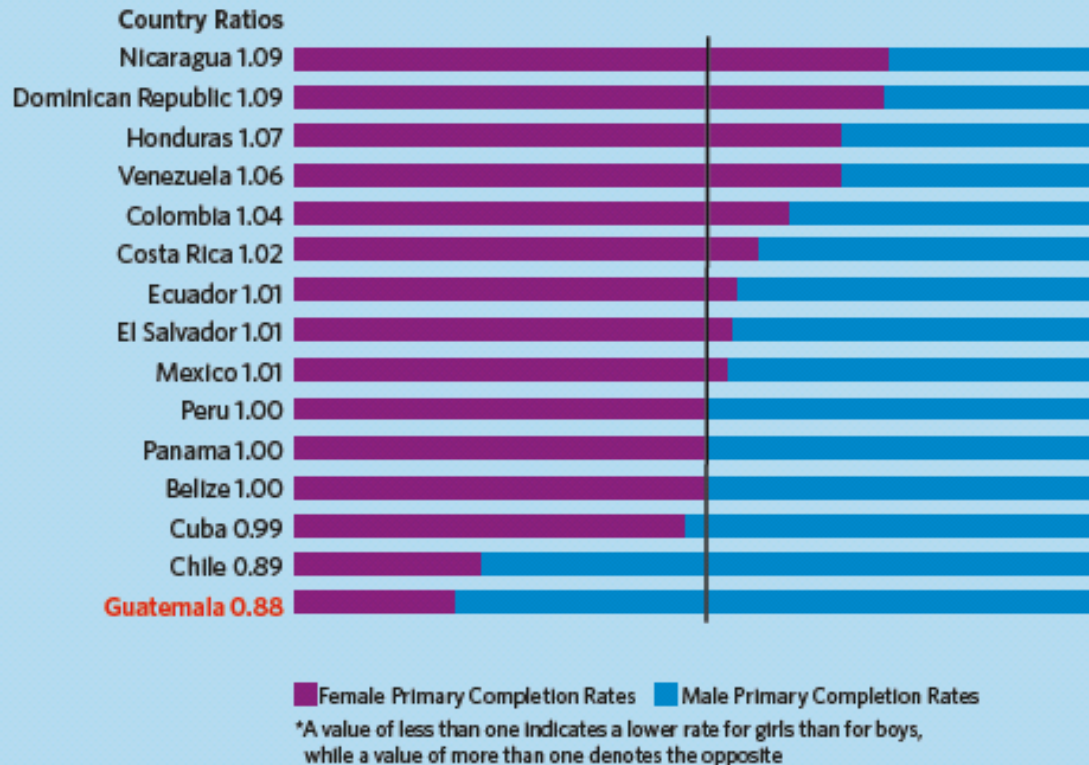
Identifying deprivations and Disparities in HD

Inadequacy of policy efforts to address determinants

Structural causes behind inadequacy of government efforts

High Gender inequality - in education and in labour market

Figure 9 Primary Completion Female-Male Ratios*



Source: World Bank 2008

Ratio of average female income Compared to average male income (2003)

Countries	Ratio
El Salvador	87
Chile	77,2
Colombia	76.8
Panama	76,3
Honduras	75,6
Venezuela	75,6
Costa Rica	74,7
Uruguay	71,8
Paraguay	70,2
Nicaragua	69
Dom. Rep.	68,3
Peru	67,1
Ecuador	66,5
Bolivia	63
Brazil	63
Mexico	62,6
Argentina	60
Guatemala	57,8

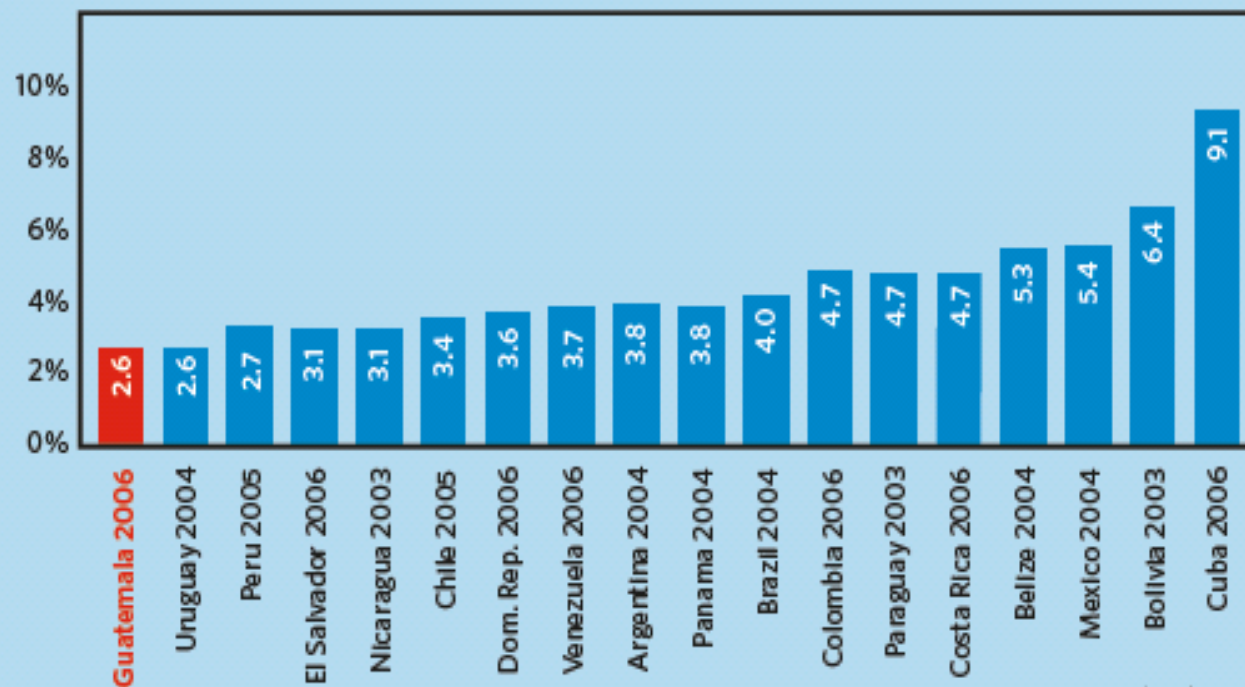
Identifying deprivations and Disparities in HD

Inadequacy of policy efforts to address determinants

Structural causes behind inadequacy of government efforts

Meager public spending on education

Education allocation ratio (gov't Spending on Education as % of GDP, Latin America (Latest Available Data)



Source: World Bank 2008

Method
Compare spending across countries

Determinants of MDGs-related deprivations and inequalities

Inadequacy of policy efforts to address determinants

Structural causes behind inadequacy of government efforts

Measuring mechanisms of elite capture of the state – Financing of political parties

Direct State Funding per year and registered voter in 25 democracies

<i>Country</i>	<i>US\$</i>
<i>Austria</i>	16.5
<i>France</i>	14.9
<i>Sweden</i>	12.1
<i>Israel</i>	11.2
<i>Mexico</i>	3.3
<i>Dominican Rep.</i>	3.2
<i>Japan</i>	2.8
<i>Germany</i>	2.0
<i>Australia</i>	1.9
<i>Panama</i>	1.8
<i>Uruguay</i>	1.7
<i>Costa Rica</i>	1.6
<i>Spain</i>	1.6
<i>Italy</i>	1.4
<i>Nicaragua</i>	1.2
<i>Portugal</i>	1.0
<i>Bolivia</i>	0.6
<i>El Salvador</i>	0.5
<i>Netherlands</i>	0.4
<i>Honduras</i>	0.2
<i>United States</i>	0.2
<i>Canada</i>	0.2
<i>Denmark</i>	0.2
<i>Ecuador</i>	0.2
<i>Guatemala</i>	0.02

Method

Comparing patterns of financing political Parties across countries

Determinants of MDGs-related deprivations and inequalities

Inadequacy of policy efforts to address determinants

Structural causes behind inadequacy of government efforts

Measuring mechanisms of elite capture of the state – **Financing of political parties**

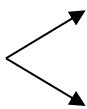
- 1. Meager Public Financing of Parties and Campaigns**
- 2. Absence of Limits on Campaign Spending**
- 3. Very Limited Regulation of Media Time during Elections**
- 4. Total Anonymity for Campaign Donations**
- 5. Ineffective Control over the Use of State Resources for Election Propaganda**

“Guatemala possesses one of the Western Hemisphere’s least regulated systems of political finance legislation and practice..... Not only is political finance almost wholly a private affair, parties may spend without limitation on campaign advertising. Rules for the disclosure of parties’ campaign contributions are moreover non-existent. In a country characterized by an extremely unequal distribution of income and wealth, this system maximizes the potential for those with money to determine the outcomes of election contests and shape policy to their own advantage, disregarding the will of the voters.”

The Carter Center – *Financing Democracy in Guatemala*

Conclusions – Strength of proposed framework

- Multidisciplinary - Combines normative human rights framework with the rigor of empirically based socio-economic analysis

- Simple tools 
 - user-friendly
 - lend themselves to visualize form (advocacy)

- Focused oriented without falling into a narrow sectorial perspective

- Multiple uses by diverse users 
 - National policymakers – as a policy tool
 - Civil society – as a monitoring and advocacy tool
 - International agencies - as means to foster dialogue

Synergy for Accountability

Combining human rights and statistics for making governments accountable for human development deprivations and disparities

Eitan Felner
Independent Consultant

End of Presentation

For more information:

“A new frontier in economic and social rights advocacy?
Turning Quantitative Data into a tool for human rights accountability”

Sur – International Journal on Human Rights

http://www.surjournal.org/imagens/ico_artigodown.gif