



News Release

OECD Standardised Unemployment Rate falls to 5.5% in October 2007

The standardised unemployment rate for the **OECD area**⁽¹⁾ was 5.5% in October 2007, 0.1 percentage point lower than the previous month and 0.4 percentage point lower than a year earlier.

In the **Euro area**⁽²⁾, the standardised unemployment rate was 7.2% in October 2007, 0.1 percentage point lower than the previous month and 0.8 percentage point lower than a year earlier. The **United States**' standardised unemployment rate for November 2007 was 4.7%, the same as the previous month and 0.2 percentage point higher than a year earlier. For **Japan**, the rate was 4.0% in October 2007, the same as the previous month and 0.1 percentage point lower than in October 2006.

In October 2007, the standardised unemployment rate in **France**⁽³⁾ was 8.1%, 0.1 percentage point lower than the previous month and 0.8 percentage point lower than a year earlier. For **Germany**, the rate was 8.1% in October 2007, 0.1 percentage point lower than the previous month and 1.3 percentage point lower than in October 2006. For **Canada**, the standardised unemployment rate was 5.9% in November 2007, 0.1 percentage point higher than the previous month and 0.3 percentage point lower than a year earlier. In August 2007, the rate in the **United Kingdom** was 5.2%, the same as previous month and 0.3 percentage point lower than a year earlier. In June 2007, the standardised unemployment rate in **Italy** was 5.9%, the same as the previous month and 0.9 percentage point lower than a year earlier.

The standardised unemployment rates for the **other OECD countries and geographic groupings** are available at our [OECD.Stat web browser](#). Please note that this news release shows data for the European Union (current composition of 27 countries). Data shown in previous news releases for the EU15 grouping continue to be available electronically.

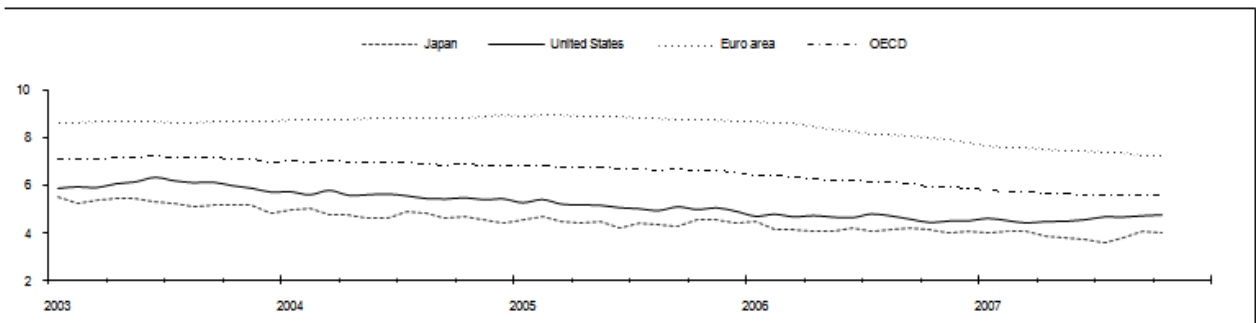
(1) The OECD area in this news release covers the 27 OECD member countries for which standardised unemployment rates have been estimated. These comprise 12 member countries of the Euro area (not including Slovenia) plus Czech Republic, Denmark, Hungary, Norway, Poland, Slovak Republic, Sweden, Switzerland, the United Kingdom, Canada, the United States, Australia, Japan, Korea and New Zealand. Monthly figures include OECD Secretariat estimates for countries which only compile quarterly rates.

(2) The Euro area in this news release covers the following 13 countries: Austria, Belgium, Finland, France, Germany, Greece, Italy, Ireland, Luxembourg, the Netherlands, Portugal, Slovenia and Spain.

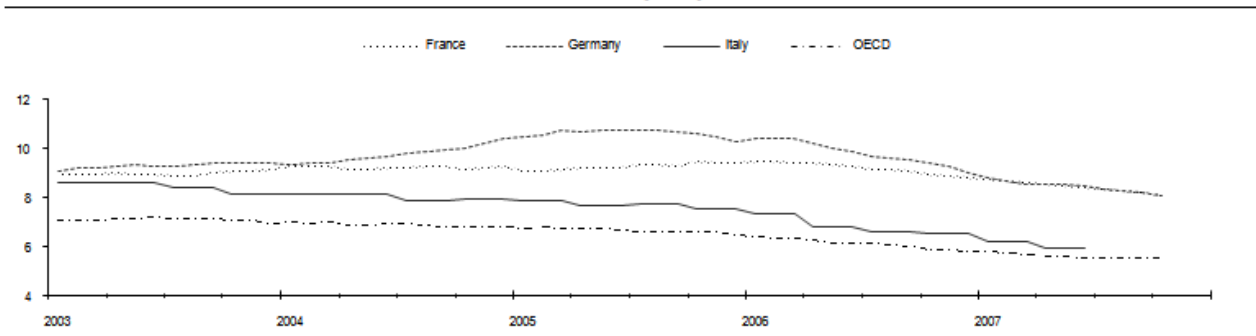
(3) Revised data. Details are given at the [Eurostat Internet site](#).

NB: For EU countries and their geographic groupings, OECD Standardised Unemployment Rates are provided by Eurostat. For methodological reasons, Standardised Unemployment Rates may differ from those published by national statistical institutes.

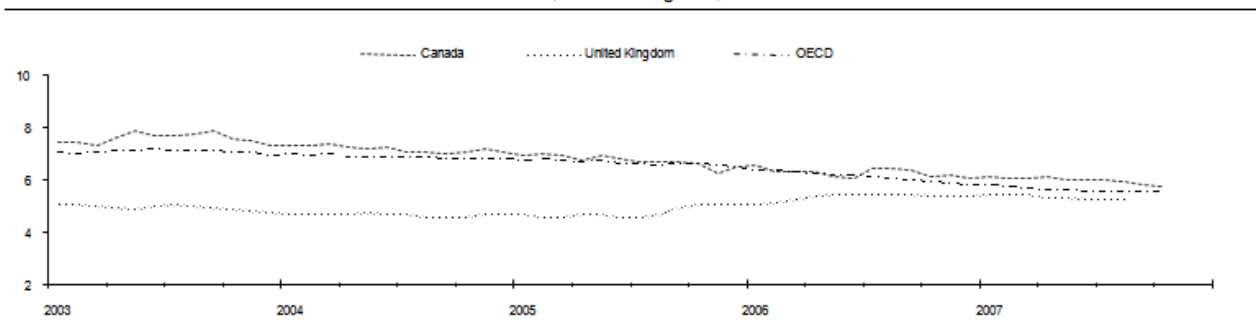
Japan, United states, Euro area, OECD



France, Germany, Italy, OECD



Canada, United Kingdom, OECD



OECD Standardised Unemployment Rates - percentage of civilian labour force

	2006			2007									
	Oct	Nov	Dec	Jan	Feb	Mar	Apr	May	Jun	Jul	Aug	Sep	Oct
OECD-Total	5.9	5.9	5.8	5.8	5.7	5.7	5.6	5.6	5.6	5.5	5.6	5.6	5.5
European Union	7.8	7.7	7.6	7.5	7.4	7.3	7.2	7.2	7.1	7.1	7.1	7.0	7.0
Euro area	8.0	7.9	7.8	7.7	7.6	7.6	7.5	7.5	7.4	7.4	7.4	7.3	7.2
Major seven	5.6	5.6	5.6	5.6	5.5	5.4	5.4	5.2	5.2	5.4	5.4	5.4	5.4
Canada ⁽¹⁾	6.1	6.2	6.1	6.2	6.1	6.1	6.1	6.1	6.1	6.0	6.0	5.9	5.8
France ⁽²⁾	8.9	8.9	8.8	8.7	8.7	8.6	8.5	8.5	8.4	8.3	8.3	8.2	8.1
Germany	9.4	9.2	9.0	8.8	8.7	8.6	8.5	8.5	8.4	8.4	8.3	8.2	8.1
Italy	6.5	6.5	6.5	6.2	6.2	6.2	5.9	5.9	5.9				
Japan	4.1	4.0	4.1	4.0	4.0	4.0	3.8	3.8	3.7	3.5	3.8	4.0	4.0
United Kingdom	5.3	5.4	5.4	5.5	5.5	5.4	5.3	5.3	5.2	5.2	5.2		
United States ⁽³⁾	4.4	4.5	4.5	4.6	4.5	4.4	4.5	4.5	4.5	4.6	4.6	4.7	4.7

(1) Canada November 2007: 5.9

(2) Revised data. Details are given at the Eurostat Internet site

(3) United States November 2007: 4.7

OECD Standardised Unemployment Rates - change of rates over 12 months

	2006			2007									
	Oct	Nov	Dec	Jan	Feb	Mar	Apr	May	Jun	Jul	Aug	Sep	Oct
OECD-Total	-0.7	-0.7	-0.7	-0.6	-0.7	-0.6	-0.6	-0.6	-0.6	-0.6	-0.5	-0.4	-0.4
European Union	-1.0	-1.0	-1.0	-1.1	-1.1	-1.2	-1.2	-1.1	-1.1	-1.0	-0.9	-1.0	-0.8
Euro area	-0.8	-0.8	-0.8	-1.0	-1.0	-1.0	-0.9	-0.9	-0.9	-0.7	-0.7	-0.7	-0.8
Major seven	-0.6	-0.6	-0.5	-0.4	-0.5	-0.5	-0.5	-0.6	-0.6	-0.4	-0.4	-0.3	-0.2
Canada	-0.6	-0.1	-0.4	-0.4	-0.2	-0.2	-0.3	0.0	0.0	-0.4	-0.4	-0.5	-0.3
France	-0.5	-0.5	-0.6	-0.8	-0.8	-0.8	-0.9	-0.8	-0.9	-0.9	-0.8	-0.9	-0.8
Germany	-1.2	-1.3	-1.3	-1.6	-1.7	-1.8	-1.7	-1.5	-1.5	-1.3	-1.3	-1.4	-1.3
Italy	-1.0	-1.0	-1.0	-1.1	-1.1	-1.1	-0.9	-0.9	-0.9				
Japan	-0.4	-0.6	-0.3	-0.5	-0.1	-0.1	-0.3	-0.2	-0.5	-0.5	-0.3	-0.2	-0.1
United Kingdom	0.3	0.3	0.4	0.4	0.4	0.2	0.0	-0.1	-0.2	-0.3	-0.3		
United States	-0.6	-0.5	-0.4	-0.1	-0.3	-0.3	-0.2	-0.1	-0.1	-0.2	-0.1	0.1	0.3

OECD comprises 27 countries

Euro Area includes Slovenia

Area totals for standardised unemployment rates include Secretariat estimates when data are not available.



OECD Standardised Unemployment Rates

Paris, 10 December 2007

The OECD standardised unemployment rates, compiled for 27 OECD member countries, are based on definitions of the 13th Conference of Labour Statisticians (generally referred to as the ILO guidelines). Under these definitions, the unemployed are persons of working age who, in the reference period, are without work, are available for work and have taken specific steps to find work.

The uniform application of the definitions results in estimates that are more internationally comparable than those based on national definitions. National unemployment data in some countries only include persons registered at government labour offices. Under the ILO definition, persons without work who are seeking employment through other means can also be classified as unemployed and registrants can be excluded if they worked or were not available for work. The standardised unemployment rates shown here are calculated as the number of unemployed persons as a percentage of the civilian labour force (i.e., the unemployed plus those in civilian employment). The standardised unemployment rates are seasonally adjusted.

The standardised unemployment rates for the European Union (EU) member countries and Norway are produced by the Statistical Office of the European Communities (Eurostat). The OECD is responsible for the collection of data and calculation of standardised unemployment rates for the remaining countries.

In September 2000, Eurostat adopted a new unemployment definition through a Commission Regulation. Details about the new definition and its implementation are available on the [Eurostat Internet site](#). This link also gives details about country specific estimations and provisional data.

The *Euro area* in this news release covers the following 13 countries: Austria, Belgium, Finland, France, Germany, Greece, Italy, Ireland, Luxembourg, the Netherlands, Portugal, Slovenia and Spain.

The *European Union* covers the EU 27 member countries: the Euro area including Slovenia plus Bulgaria, the Czech Republic, Cyprus, Denmark, Estonia, Hungary, Latvia, Lithuania, Malta, Poland, Romania, Slovakia, Sweden and the United Kingdom.

The *OECD area* in this news release covers the 27 OECD member countries for which standardised unemployment rates have been estimated. These comprise the 19 of the 27 European Union countries which are also members of the OECD plus Canada, the United States, Australia, Japan, Korea, New Zealand, Norway and Switzerland.

Monthly figures include OECD Secretariat estimates for countries which only compile quarterly rates.

The next publication date of the OECD's standardised unemployment rates will be on Friday 11 January 2008.

For further information, journalists are invited to contact the OECD's Media Relations Division on (33) 1 45 24 97 00 or e-mail news.contact@oecd.org.