

# Aid in Support of Environment 2007-2008

## United Kingdom

Average commitments for 2007-2008, unless otherwise shown

Investment in environment is necessary for improving economic, social and political conditions in developing countries within the framework of sustainable development.

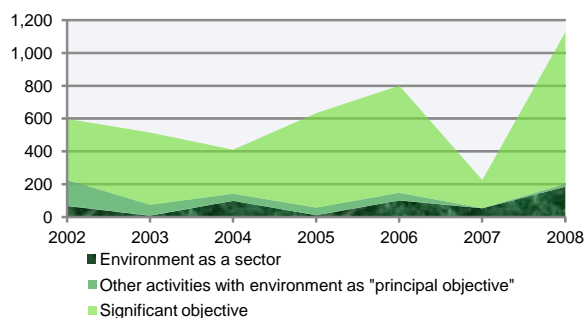
An activity can target environment as a "principal objective" or "significant objective". Principal means environment was an explicit objective of the activity and fundamental in its design. Significant means environment was an important, but secondary, objective of the activity. Not targeted means that the activity was screened for promoting environment, but was not found to have targeted it.

Not all activities have been screened against the environment marker: the coverage ratio for sector-allocable activities is 85%.

### Aid to Environment, commitments

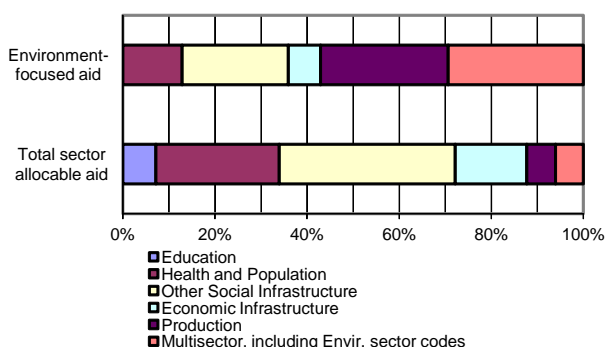
	USD million, current prices	
	2007	2008
Environment as a sector	53	172
Other activities scored "principal objective"	0	17
"significant objective"	172	865
<b>Total of environment-focused aid</b>	<b>225</b>	<b>1053</b>
Not targeted	3866	4055
Not screened	456	1183
<b>Total sector-allocable aid</b>	<b>4547</b>	<b>6291</b>
<b>Share of environment-focused aid (1)</b>	<b>6%</b>	<b>21%</b>
<i>Memo:</i>		
Total non sector-allocable aid	1165	1625

Total environment-focused aid, 2007 USD million

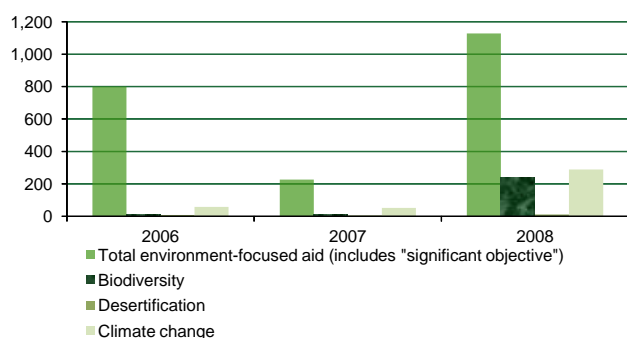


### Sector breakdown

Sectoral components of environment-focused aid



Focus on Rio conventions (2), USD million



### Top ten recipients

Environment focus in aid to top ten recipients

	USD million		
	Total aid	Total sector-allocable aid	Environment focused aid
India	934	932	14%
Nigeria	479	479	0%
Bangladesh	391	380	22%
Mozambique	354	109	0%
Iraq	335	41	0%
Pakistan	218	172	1%
Afghanistan	210	197	0%
Congo, Dem. Rep.	169	164	1%
Kenya	161	147	0%
Ethiopia	141	112	63%

Top ten recipients of environment-focused aid

	Environment-focused aid	
	USD Million	%
India	108	14%
Bangladesh	85	22%
Ethiopia	69	63%
Ghana	43	46%
Zimbabwe	41	70%
Nepal	20	48%
Rwanda	10	24%
Viet Nam	9	24%
Sierra Leone	6	11%
Eritrea	5	91%

(1): Percentage of sector allocable aid. Activities not screened against the environment marker have been excluded.

(2): Data on Rio Conventions markers (Biodiversity, Desertification, Climate Change) are extracted from the latest study on Aid targeting the Objectives of the Rio Conventions available at [www.oecd.org/dac/stats/rioconventions](http://www.oecd.org/dac/stats/rioconventions)