

Aid at a glance

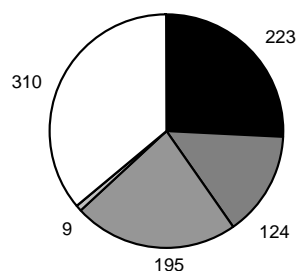
SWITZERLAND

Gross Bilateral ODA, 2002-03 average, unless otherwise shown

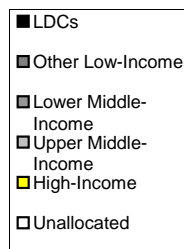
Net ODA	2003	2004	Change 2003/04
Current (USD m)	1 299	1 545	18.9%
Constant (2003 USD m)	1 299	1 412	8.7%
In Swiss Francs (million)	1 748	1 920	9.9%
ODA/GNI	0.39%	0.41%	
Bilateral share	73%	77%	
Net Official Aid (OA)			
Current (USD m)	77	77	-0.7%

Top Ten Recipients of Gross ODA/OA (USD million)	
1 Serbia & Montenegro	41
2 India	24
3 Tanzania	22
4 Mozambique	21
5 Congo, Dem. Rep.	20
6 Burkina Faso	18
7 Bosnia and Herzegovina	15
8 Nepal	14
9 China	14
10 Afghanistan	14


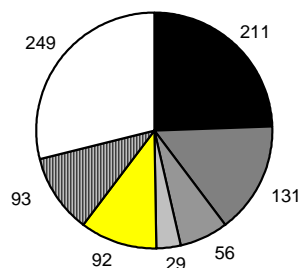
By Income Group (USD m)



Clockwise from top



By Region (USD m)



By Sector

