

# Aid in Support of Environment 2007-2008

## Sweden

Average commitments for 2007-2008, unless otherwise shown

Investment in environment is necessary for improving economic, social and political conditions in developing countries within the framework of sustainable development.

An activity can target environment as a "principal objective" or "significant objective". Principal means environment was an explicit objective of the activity and fundamental in its design. Significant means environment was an important, but secondary, objective of the activity. Not targeted means that the activity was screened for promoting environment, but was not found to have targeted it.

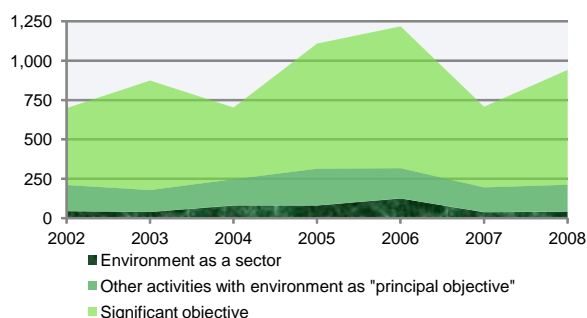
All activities have been screened against the environment marker: the environment coverage ratio is thus **100%**.

### Aid to Environment, commitments

USD million, current prices

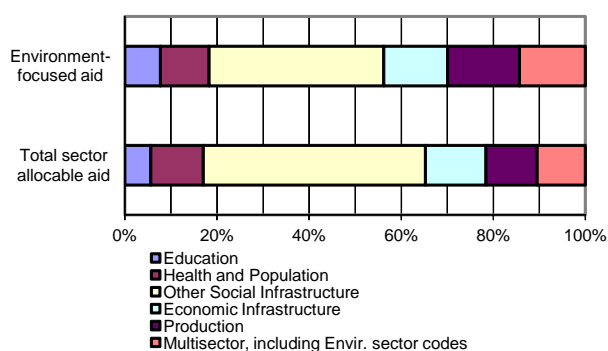
	2007	2008
Environment as a sector	38	44
Other activities scored "principal objective"	157	178
"significant objective"	513	765
<b>Total of environment-focused aid</b>	<b>708</b>	<b>987</b>
Not targeted	599	624
Not screened	0	0
<b>Total sector-allocable aid</b>	<b>1307</b>	<b>1611</b>
<b>Share of environment-focused aid (1)</b>	<b>54%</b>	<b>61%</b>
Memo:		
Total non sector-allocable aid	1017	1042

Total environment-focused aid, 2007 USD million

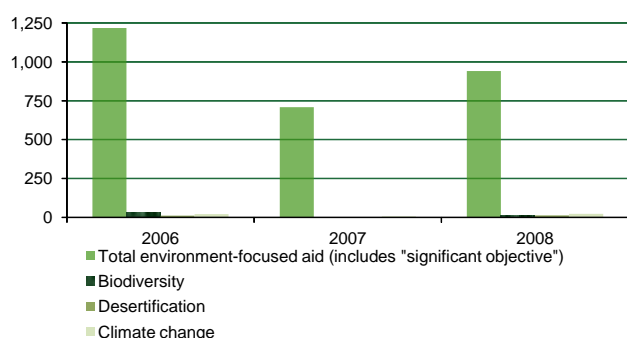


### Sector breakdown

#### Sectoral components of environment-focused aid



#### Focus on Rio conventions (2), USD million



### Top ten recipients

#### Environment focus in aid to top ten recipients

USD million

	Total aid	Total sector-allocable aid	Environment focused aid
Mozambique	80	52	77%
Palestinian Adm. Areas	63	41	23%
Tanzania	62	60	81%
Uganda	55	38	81%
Sudan	54	20	23%
Congo, Dem. Rep.	45	24	27%
Bosnia-Herzegovina	43	42	56%
Serbia	38	38	29%
Cameroon	37	0	71%
Kenya	36	31	72%

#### Top ten recipients of environment-focused aid

	Environment-focused aid	
	USD Million	%
Tanzania	49	81%
Mozambique	40	77%
Uganda	30	81%
Bosnia-Herzegovina	23	56%
Kenya	23	72%
Zambia	21	84%
Rwanda	13	90%
Colombia	13	69%
Nicaragua	12	86%
Ethiopia	11	69%

(1): Percentage of sector allocable aid. Activities not screened against the environment marker have been excluded.

(2): Data on Rio Conventions markers (Biodiversity, Desertification, Climate Change) are extracted from the latest study on Aid targeting the Objectives of the Rio Conventions available at [www.oecd.org/dac/stats/rioconventions](http://www.oecd.org/dac/stats/rioconventions).

Source: CRS Aid Activity database (Creditor Reporting System) at [www.oecd.org/dac/stats/idsonline](http://www.oecd.org/dac/stats/idsonline)